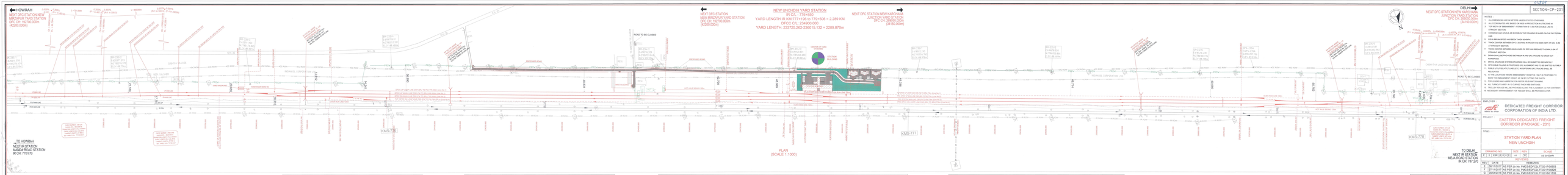

PLAN
(SCALE 1:1000)

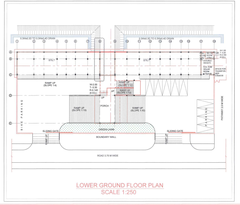

FOR STATION BUILDING:
REFER DWG.NO: P2 CS AR 5201 to 5204.

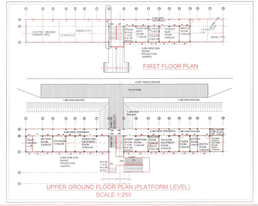

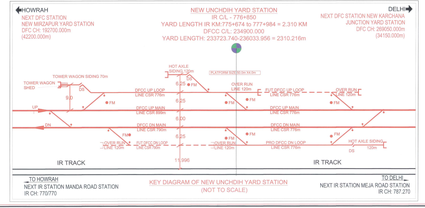

KEY DIAGRAM OF NEW UNCHDIH YARD STATION
(NOT TO SCALE)

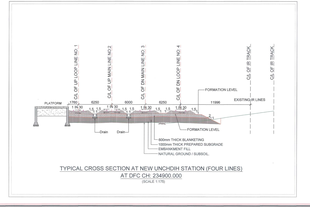

TYPICAL CROSS SECTION AT NEW UNCHDIH STATION (FOUR LINES)
AT DFC CH: 234900.000
(SCALE 1:10)

SPECIAL NOTE:
1. Facilities like Station building and related all work is not in the scope of DR-SIL JV. Contractor shall the location of building shown is only indicative as provided by PMC.
2. Tower Siding provided is in variation with CP-201 contract.

EXISTING IR TRACK	PRO. TURNOUT 1 IN 12
PRO. DFCC MAIN LINE	FUTURE TURNOUT 1 IN 12
PRO. DFCC LOOP LINE	(BS) ON DB BUFFER STOP OR DEAD END
FUTURE LOOP LINE	(DS) DERAILING SWITCH
DFCC ROB LINE	(TP) TRAILING POINT
EXISTING RE TOE LINE	(FP) FACING POINT
DFCC TOE LINE	(RS) ROAD RAIL JOINT

BS	BUFFER STOP
TS	TRAIP SWITCH
FM	FOULING MARK
BTC	BEGINNING TO TRANSITION CURVE
BCC	BEGINNING TO CIRCULAR CURVE
ECC	END OF CIRCULAR CURVE
ETC	END OF TRANSITION CURVE

R. K. SHARMA (DRAWING)	R.K.SHARMA (DESIGN)	K.P.PANDITA
A.K.SINGH (DESIGN)	A.K.SINGH (DRAWING)	A.K.SINGH
DATE	DATE	DATE

SECTION-CP-201

NOTES:
1. ALL DIMENSIONS ARE IN METERS UNLESS STATED OTHERWISE.
2. ALL COORDINATES ARE BASED ON WGS 84 PROJECTION IN ZTM ZONE 44.
3. ELEVATION OF EMBANKMENT / FORMATION IS 0.5M FOR DOUBLE LINE IR STRAIGHT SECTION.
4. CHAINAGE AND LEVELS AS SHOWN IN THE DRAWING IS BASED ON THE DFC CENTRE LINE.
5. EQUILIBRIUM SPEED WAS BEEN TAKEN IN MIND.
6. TRACK CENTRE BETWEEN DFC & EXISTING IR TRACK WAS BEEN KEPT AT MIN. 5.3M AT STRAIGHT SECTION.
7. TRACK CENTER BETWEEN MAIN LINES OF DFC WAS BEEN KEPT AS MIN. 6.0M AT STRAIGHT SECTION.
8. DRAIN BETWEEN RAIL IS PROVIDED BETWEEN IR AND DFC TRACKS TO DRAIN OUT RAINWATER.
9. DETAIL DRAINAGE SYSTEM DRAWINGS WILL BE SUBMITTED SEPARATELY.
10. OFC CABLE PILLAR IS PROPOSED OUT ALIGNMENT AND TO BE SHIFTED SUITABLY AFTER ESTABLISHING CONTACT LINES,PTZ, INTERPRISES,PTZ, TRACKS RAIL AND PROJECTS.
11. IT THE LOCATIONS WHERE EMBANKMENT HEIGHT IS +1M,IT IS PROPOSED TO MAKE THE EMBANKMENT HEIGHT AS 1M IN CUTTING THE EARTH.
12. FOR LEVELING AND ABBREVIATION REFER RELEVANT DRAWINGS.
13. ROAD TO BE CLOSED WILL BE PROVIDED BY THE RAILWAY AT LATER.
14. TRAILER TRACKS WILL BE PROVIDED IN LINE TO BE PLANNED AT PSI CONTRACT.
15. NECESSARY ARRANGEMENT FOR TIEOOFF SHALL BE PROVIDED LATER.

EMPLOYER: DEDICATED FREIGHT CORRIDOR CORPORATION OF INDIA LTD.

PROJECT: EASTERN DEDICATED FREIGHT CORRIDOR (PACKAGE - 201)

TITLE: STATION YARD PLAN NEW UNCHDIH

DRAWING NO.	SIZE	REV	SCALE
P 2 2 SSP 3512121	A1	01	AS SHOWN

RECTIFYING

REV.	DATE	REMARKS
0	28/11/2017	AS PER L/N No. PMC/SE/DFC/LR/T/D/01/0/0805
1	23/11/2017	AS PER L/N No. PMC/SE/DFC/LR/T/D/01/1/0/0805
2	09/04/2018	AS PER L/N No. PMC/SE/DFC/LR/T/D/01/2/0/0805
3	14/04/2018	AS PER L/N No. PMC/SE/DFC/LR/T/D/01/4/0/0805

APPROVAL STAGE

CONSTRUCTION STAGE

FOR CONSTRUCTION

CORPORATE OFFICE

DIRECTOR(IP)		
GM(S&T/EAST)/JV		SYSTRA - Mott MacDonald JV
GGM/OP		
GM/ELECT		STUP Consultants Pvt. Ltd.
MANAGER S&T		GIL - SIL JV

CONSULTANT: SYSTRA

WORK UNDER PMC: STUP CONSULTANTS PVT. LTD. (A JOINT VENTURE COMPANY OF STUP & SYSTRA)

STAGE OF GRADE ISSUED

DRAWING & DESIGN

	NAME	SIGN.
DRAWN	28/11/2017	
CHKD	28/11/2017	
APPD	28/11/2017	

SUBMITTED BY: GIL-SIL JV

EMPLOYER: DEDICATED FREIGHT CORRIDOR CORPORATION OF INDIA LTD.

	NAME	SIGN.
CHKD	14/04/2018	DEEPAK GUPTA
APPD	14/04/2018	R.S.P. GAUR

MOC BY: SYSTRA - Mott MacDonald JV

	NAME	SIGN.
CHKD	A.K.SINGH	
APPD	K.P.PANDITA	

APPROVAL BY DFCC

	NAME	SIGN.
APPD		

THIS DRAWING IS THE PROPERTY OF GIL - SIL JV AND MAY NOT BE USED, COPIED OR REPRODUCED WITHOUT THEIR WRITTEN PERMISSION.