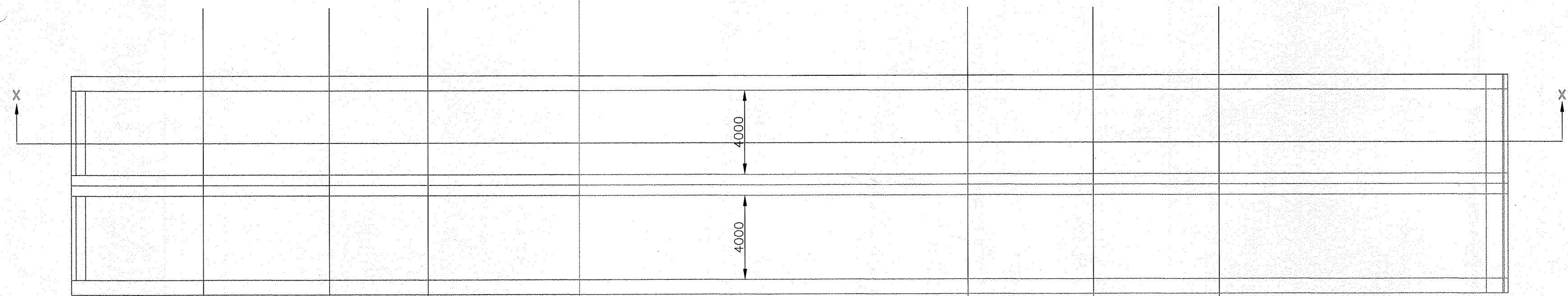
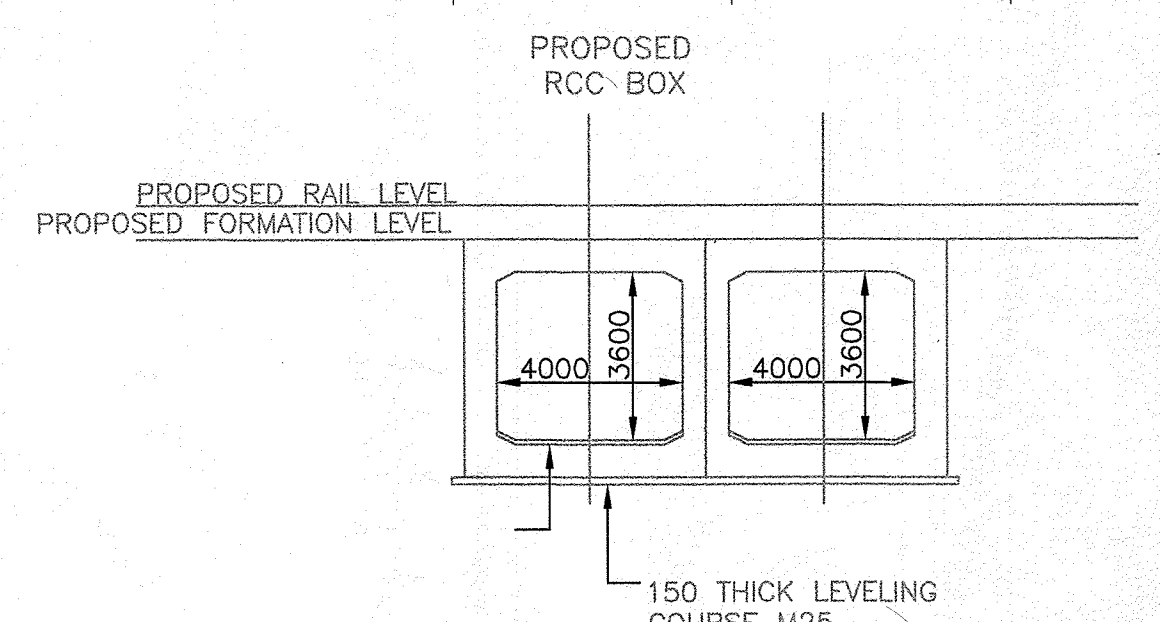


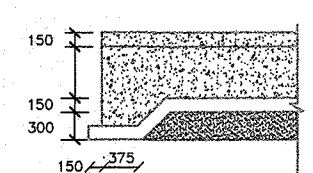
LONGITUDINAL SECTION AT X-X



HALF TOP-HALF BOTTOM PLAN



HALF SECTION-HALF ELEVATION OF RCC BOX



DETAIL OF 'Y' (SCALE: 1:50)

- NOTES:-**
- ALL DIMENSIONS ARE IN mm AND ALL LEVELS IN METERS UNLESS OTHERWISE SPECIFIED.
  - DO NOT SCALE, FOLLOW WRITTEN DIMENSIONS ONLY.
  - CODES TO BE FOLLOWED (WITH LATEST CORRECTIONS SLIP)
    - IRS BRIDGE RULES.
    - IRS CONCRETE BRIDGE CODE.
    - IRS BRIDGE SUBSTRUCTURE AND FOUNDATION CODE.
    - RELEVANT BIS CODES.
  - LOADING TO BE FOLLOWED IS D.F.C. LOADING & (IRC/MORTH) & RECONCILED BEFORE EXECUTION.
  - HIGH YIELD STRENGTH DEFORMED / THERMO MECHANICAL TREATED (TMT) BAR OF GRADE Fe-500 SATISFYING THE REQUIREMENT OF I.S. 1786-1985 SHALL BE USED AS REINFORCEMENT.
  - BACK FILL SHOULD AS PER CLAUSE 7.5 OF IRS BRIDGE SUBSTRUCTURE AND FOUNDATION CODE.
  - ALL DIMENSIONS AND LEVELS SHOULD BE VERIFIED (32.5 TON AXLE LOAD)
  - DEPTH AND SIZE OF FOUNDATION, AND LEVELS SHALL BE DECIDED BASED ON SITE CONDITIONS (TYPE OF STRATA AND GROUND LEVEL)
  - THIS GAD IS TENTATIVE AND IS MEANT ONLY FOR GUIDANCE OF THE BIDDER. ALL THE ENGINEERING DETAILS ARE TO BE DESIGNED BY THE CONTRACTOR AS PER SITE DIMENSIONS/CONDITIONS
  - WEEP HOLES SHALL BE OF 75/100mm DIA PVC PIPES STAGGERED @ 1000mm C/C HORIZONTALLY AND @ 1000 mm. VERTICALLY THROUGH RETURN WALL.
  - WEEP HOLES OF 75mm. DIA PVC PIPES @ 1000mm C/C SHOULD BE PROVIDED IN EARTH /BALAST RETAINER.
  - TOP OF SLAB /BOX SHALL HAVE A WEARING COURSE WITH SLOPE OF 1 IN 40 TOWARDS OUTSIDE FOR PROPER DRAINAGE
  - WORK SCHEME SHALL BE SUCH THAT ADJECENT IR TRACK IS NOT AFFECTED IN ANY WAY . HOWEVER, IF IT IS INESCAPABLE THE SITE ENGINEER WILL DECIDE THE IMPOSITION OF TEMPORARY SPEED RESTRICTION.
  - SAFE BEARING CAPACITY OF SOIL SHALL BE DETERMINED BY SUITABLE METHOD BEFORE CONSTRUCTION WORK. IT SHALL BE GREATER THAN MAXIMUM FOUNDATION PRESSURE.
  - BED SLOPE SHALL BE ADJUSTED AS PER THE SITE CONDITIONS. IT SHOULD BE KEPT MINIMUM AS 1:1000
  - THE GAD SHOULD SATISFY THE LATEST APPROVED SCHEDULE OF DIMENSION FOR DFCC.
  - THE EXECUTION OF WORKS SHALL BE DONE SO AS TO ENSURE THAT EXISTING IR TRACK IS IN SAFE CONDITION.

PROPOSED WORK SHOWN IN RED

DFC LOADING (32.5T AXLE LOADING)

DEDICATED FREIGHT CORRIDOR CORPORATION OF INDIA LTD.

TYPICAL GENERAL ARRANGEMENT DRAWING FOR RCC BURIED BOXES RUB 79C

*[Signatures]*  
CPM/MAS      APM/ENG/MGS

DRG. NO.	
SHEET NO.	1
DATE	MAY-2013