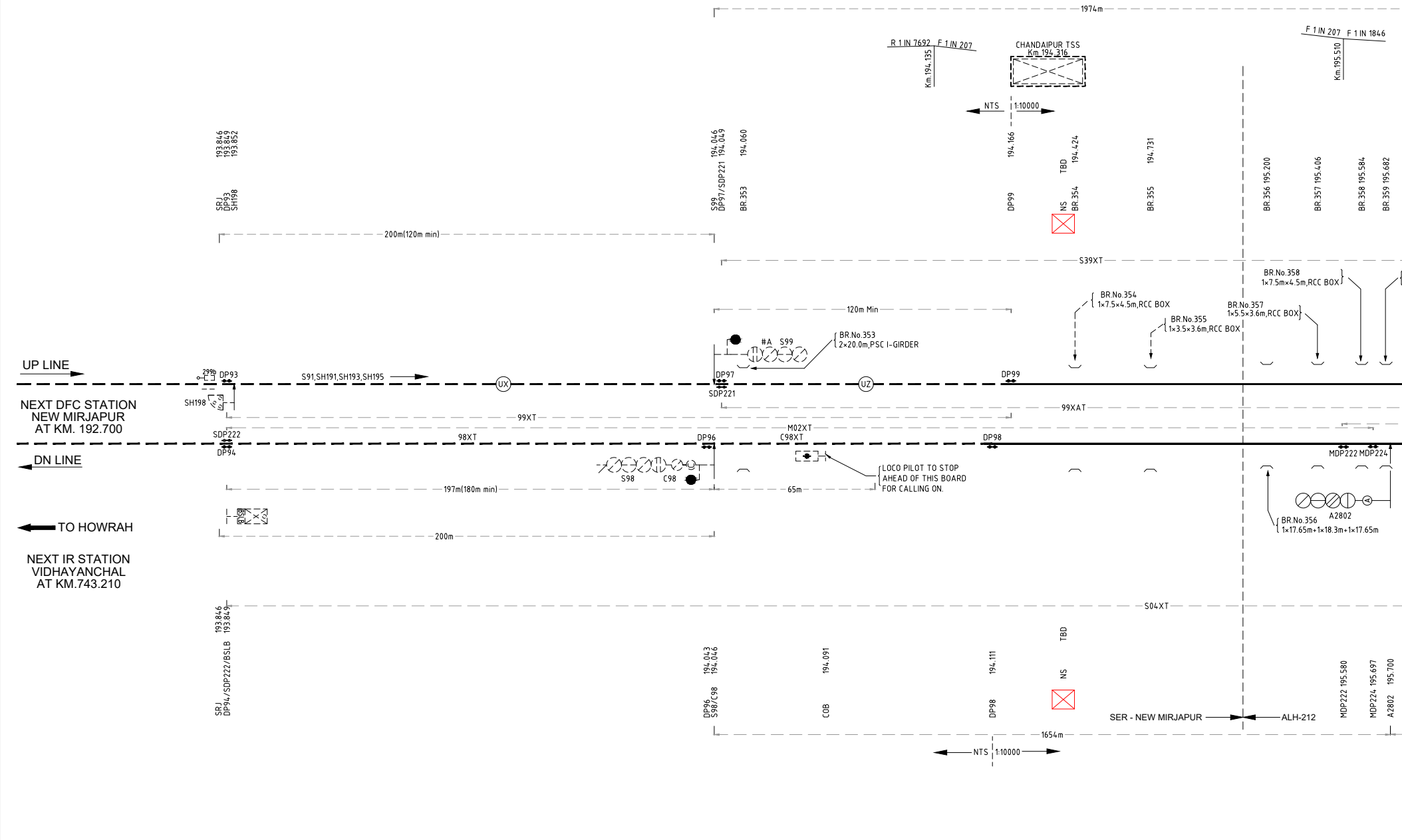
1974m
R 1 IN 7692
F 1 IN 207
Km.194.135
CHANDAIPUR TSS
Km 194.316
NTS
1:10000
F 1 IN 207
F 1 IN 1846
Km.195.510
193.846
193.849
193.852
SRJ
DP93
SH198
194.046
194.049
S99
DP97/SDP221
194.060
BR.353
194.166
DP99
TBD
194.424
NS
BR.354
194.731
BR.355
BR.356 195.200
BR.357 195.406
BR.358 195.584
BR.359 195.682
200m(120m min)
S39XT
BR.No.358
1×7.5m×4.5m,RCC BOX
BR.No.354
1×7.5×4.5m,RCC BOX
BR.No.357
1×5.5×3.6m,RCC BOX
BR.No.355
1×3.5×3.6m,RCC BOX
120m Min
BR.No.353
2×20.0m,PSC I-GIRDER
#A
S99
UP LINE
299b
DP93
S91,SH191,SH193,SH195
UX
DP97
SDP221
UZ
DP99
SH198
NEXT DFC STATION
NEW MIRJAPUR
AT KM. 192.700
99XT
99XAT
M02XT
C98XT
SDP222
DP94
98XT
DP96
DP98
MDP222
MDP224
DN LINE
S98
C98
LOCO PILOT TO STOP
AHEAD OF THIS BOARD
FOR CALLING ON.
197m(180m min)
65m
A2802
BR.No.356
1×17.65m+1×18.3m+1×17.65m
TO HOWRAH
BSLB
200m
NEXT IR STATION
VIDHAYANCHAL
AT KM.743.210
S04XT
193.846
193.849
SRJ
DP94/SDP222/BSLB
194.043
194.046
DP96
S98/C98
194.091
COB
194.111
DP98
TBD
NS
SER - NEW MIRJAPUR
ALH-212
MDP222 195.580
MDP224 195.697
A2802 195.700
1654m
NTS
1:10000

LEGEND

	Calling-On Board	DP	Detection Point for Main Track in Station Section	(FM	Fouling Mark		Illuminated 'A' Marker		Future Line	BSLB	Block Section Limit Board
STOP	Stop Board	MDP	Detection Point for Main Track in Block Section		Bridge/RUB/ROB		Gate Stop Signal in Automatic Block Territory System	℄	Center Line of Station Building		SP/SSP/TSS
	Track	SDP	Detection Point for Supervisory Track in Block Section		Trap Switch		'C' Marker	CSL	Clear Standing Length		Crank Handle Box (Sealed And Pad
	Electrical Point Machine		Electrically Operated Lifting Barrier	DLT	Direct Line Telephone	GATE LODGE	Gate Lodge with Panel for Electrical Driven Booms	NTS	Not to Scale	LVB	Line verification Box
	Buffer Stop		Sliding Boom Barrier	ALH	Auto Location Hut	KEY'Z' KEY'Y' KEY'X'	'E' Type Lock Arrangement for Sliding Boom Barrier	CSR	Clear Standing Room		Crank Handle-KLCR
	Station Building		Safety Chain		Automatic 'A' Marker	KEY'R' KEY'Q' KEY'P'	'E' Type Lock Arrangement for Safety Chain	SER	Signalling Equipment Room	TELEPHONE	Telephone

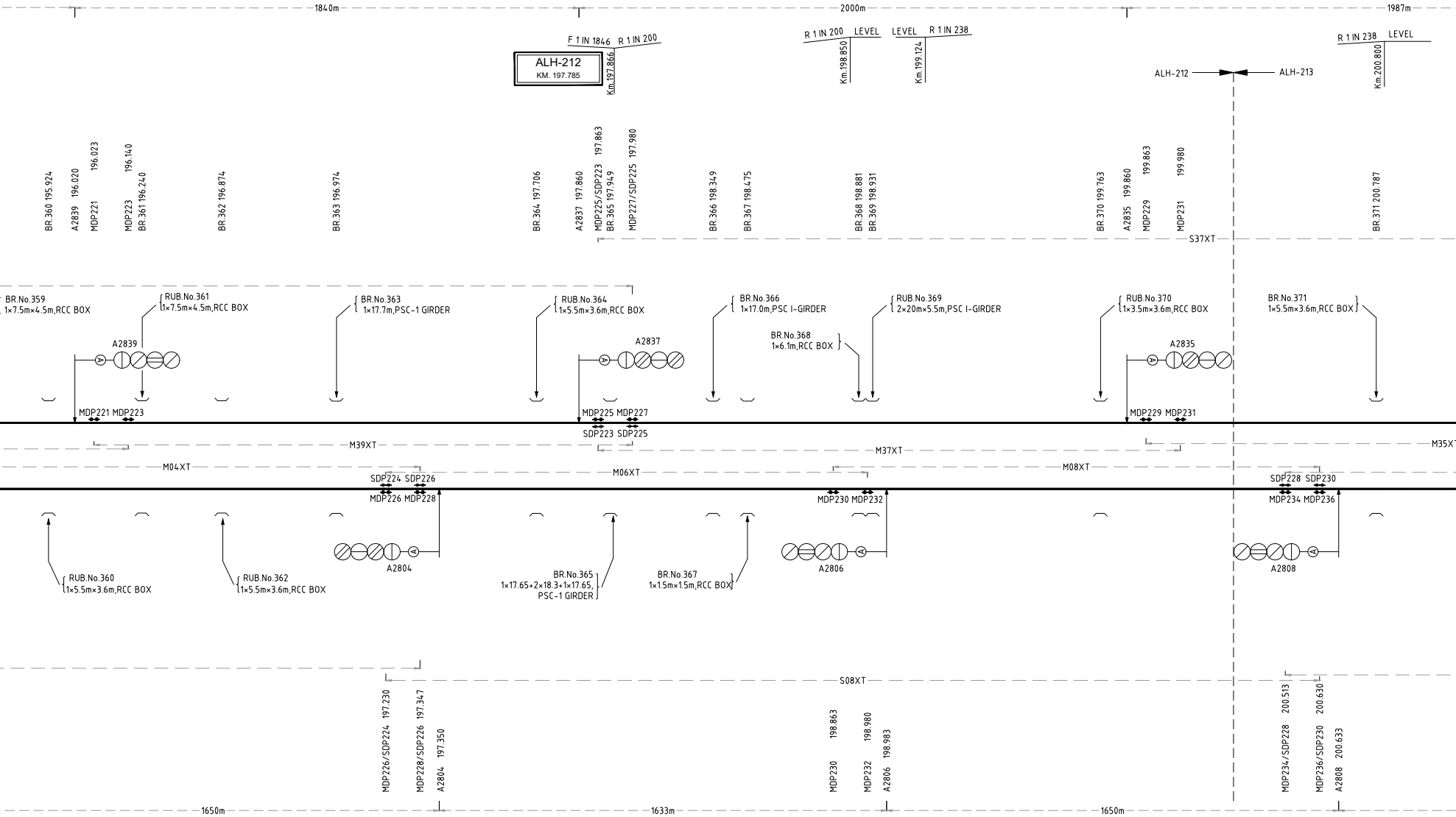
1840m
2000m
1987m
F 1 IN 1846
R 1 IN 200
ALH-212
KM. 197.785
Km.197.866
R 1 IN 200
LEVEL
Km.198.850
LEVEL
R 1 IN 238
Km.199.124
ALH-212
ALH-213
R 1 IN 238
LEVEL
Km.200.800
BR.360 195.924
A2839 196.020
MDP221 196.023
MDP223 196.140
BR.361 196.240
BR.362 196.874
BR.363 196.974
BR.364 197.706
A2837 197.860
MDP225/SDP223 197.863
BR.365 197.949
MDP227/SDP225 197.980
BR.366 198.349
BR.367 198.475
BR.368 198.881
BR.369 198.931
BR.370 199.763
A2835 199.860
MDP229 199.863
MDP231 199.980
BR.371 200.787
S37XT
BR.No.359
1×7.5m×4.5m,RCC BOX
RUB.No.361
1×7.5m×4.5m,RCC BOX
BR.No.363
1×17.7m,PSC-1 GIRDER
RUB.No.364
1×5.5m×3.6m,RCC BOX
BR.No.366
1×17.0m,PSC I-GIRDER
RUB.No.369
2×20m×5.5m,PSC I-GIRDER
RUB.No.370
1×3.5m×3.6m,RCC BOX
BR.No.371
1×5.5m×3.6m,RCC BOX
BR.No.368
1×6.1m,RCC BOX
A2839
A2837
A2835
MDP221 MDP223
MDP225 MDP227
SDP223 SDP225
MDP229 MDP231
M39XT
M37XT
M35XT
M04XT
M06XT
M08XT
SDP224 SDP226
MDP226 MDP228
MDP230 MDP232
SDP228 SDP230
MDP234 MDP236
A2804
A2806
A2808
RUB.No.360
1×5.5m×3.6m,RCC BOX
RUB.No.362
1×5.5m×3.6m,RCC BOX
BR.No.365
1×17.65+2×18.3+1×17.65,
PSC-1 GIRDER
BR.No.367
1×1.5m×1.5m,RCC BOX
S08XT
MDP226/SDP224 197.230
MDP228/SDP226 197.347
A2804 197.350
MDP230 198.863
MDP232 198.980
A2806 198.983
MDP234/SDP228 200.513
MDP236/SDP230 200.630
A2808 200.633
1650m
1633m
1650m

VIND

	SPT	Signal Post Telephone		Gate Stop Signal in Station Territory
	⌂	Location Box		This indicated details updated/ introduced in this revision.
Locked)	SRJ	Stock Rail Joint		
	—(XX)—	Route Button		
	☒	Neutral Section (NS)		
	TBD	To Be Decided		

AUTO LOCATION HUT-212

☒	SIGNALS	PRIMARY TRACK		SUPERVISORY TRACK		LC GATES
		TRACK SECTION	DPS	TRACK SECTION	DPS	
UP LINE	A2839,A2837, A2835	M39XT,M37XT, M35XT	MDP221,MDP223, MDP225,MDP227, MDP229,MDP231	S37XT	SDP223,SDP225	—
DOWN LINE	A2806,A2804, A2802	M06XT,M04XT, M02XT,	MDP232,MDP230, MDP228,MDP226, MDP224,MDP222	S04XT	SDP226,SDP224	

☒
APPROACH WARNING- TRACK CIRCUIT
APPROACH WARNING- TRACK CIRCUIT
APPROACH LOCKING TRACK CIRCUIT
BACK LOCKED TRACK CIRCUIT

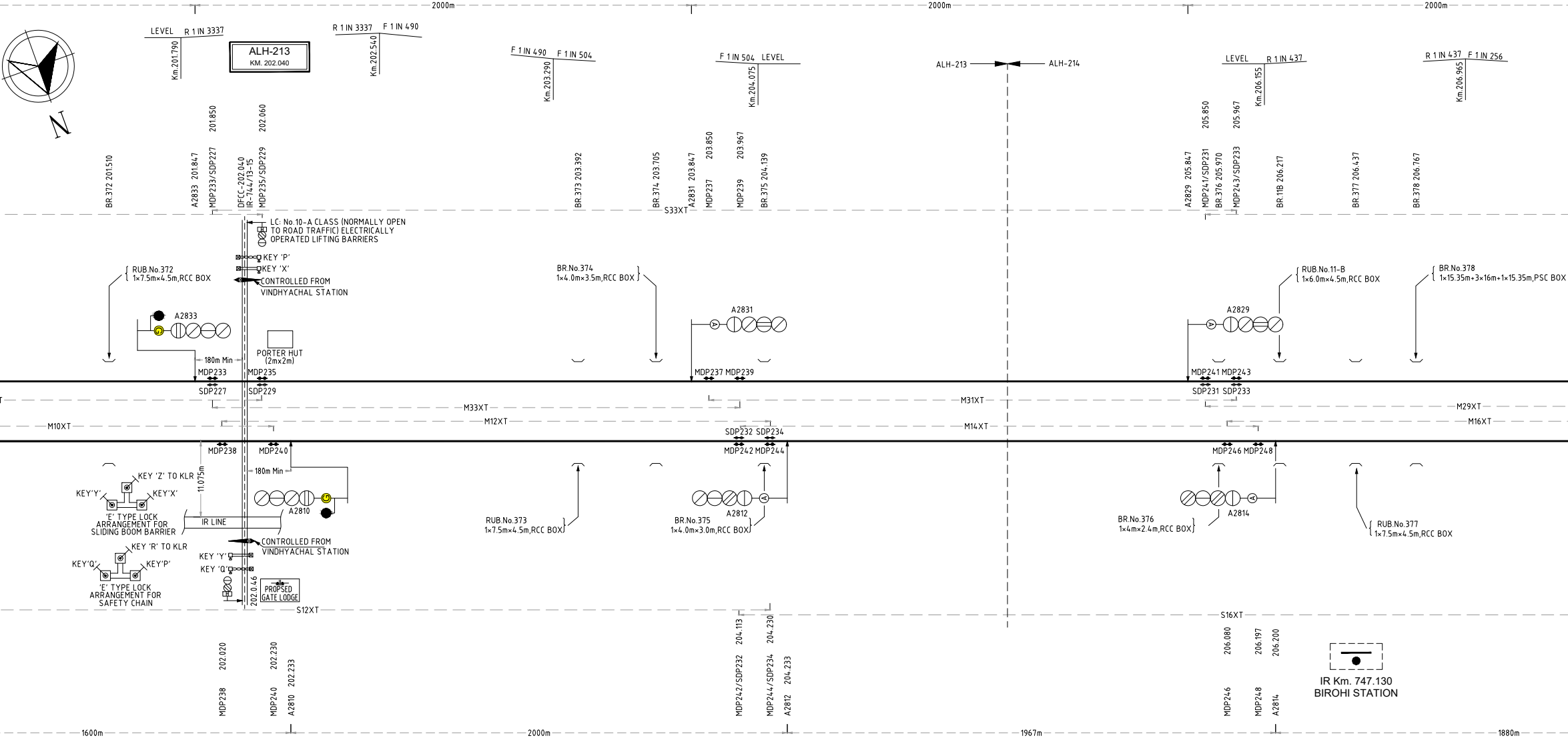
2000m
2000m
2000m
N
LEVEL
R 1 IN 3337
Km.201.790
ALH-213
KM. 202.040
R 1 IN 3337
F 1 IN 490
Km.202.540
F 1 IN 490
F 1 IN 504
Km.203.290
F 1 IN 504
LEVEL
Km.204.075
ALH-213
ALH-214
LEVEL
R 1 IN 437
Km.206.155
R 1 IN 437
F 1 IN 256
Km.206.965
201.850
202.060
BR.372 201.510
A2833 201.847
MDP233/SDP227
DFCC-202.040
IR-744/13-15
MDP235/SDP229
BR.373 203.392
BR.374 203.705
A2831 203.847
203.850
MDP237
203.967
MDP239
BR.375 204.139
S33XT
205.850
205.967
A2829 205.847
MDP241/SDP231
BR.376 205.970
MDP243/SDP233
BR.11B 206.217
BR.377 206.437
BR.378 206.767
LC: No.10-A CLASS (NORMALLY OPEN TO ROAD TRAFFIC) ELECTRICALLY OPERATED LIFTING BARRIERS
KEY 'P'
KEY 'X'
CONTROLLED FROM VINDHYACHAL STATION
RUB.No.372
1×7.5m×4.5m,RCC BOX
A2833
PORTER HUT (2mx2m)
180m Min
MDP233
MDP235
SDP227
SDP229
BR.No.374
1×4.0m×3.5m,RCC BOX
A2831
MDP237 MDP239
RUB.No.11-B
1×6.0m×4.5m,RCC BOX
BR.No.378
1×15.35m+3×16m+1×15.35m,PSC BOX
A2829
MDP241 MDP243
SDP231 SDP233
M33XT
M31XT
M29XT
M10XT
M12XT
M14XT
M16XT
SDP232 SDP234
MDP238
MDP240
MDP242 MDP244
MDP246 MDP248
KEY 'Z' TO KLR
KEY'Y'
KEY'X'
11.075m
180m Min
'E' TYPE LOCK ARRANGEMENT FOR SLIDING BOOM BARRIER
A2810
IR LINE
A2812
A2814
RUB.No.373
1×7.5m×4.5m,RCC BOX
BR.No.375
1×4.0m×3.0m,RCC BOX
BR.No.376
1×4m×2.4m,RCC BOX
RUB.No.377
1×7.5m×4.5m,RCC BOX
KEY 'R' TO KLR
KEY'Q'
KEY'P'
CONTROLLED FROM VINDHYACHAL STATION
KEY 'Y'
KEY 'Q'
'E' TYPE LOCK ARRANGEMENT FOR SAFETY CHAIN
202.046
PROPSED GATE LODGE
S12XT
S16XT
202.020
MDP238
202.230
MDP240
202.233
A2810
204.113
MDP242/SDP232
204.230
MDP244/SDP234
204.233
A2812
206.080
MDP246
206.197
MDP248
206.200
A2814
IR Km. 747.130
BIROHI STATION
1600m
2000m
1967m
1880m


FROM/TO SM/NEW MIRJAPUR
DLT
IR Km. 743.210
DHYACHAL STATION

LC-10-A CONTROL TABLE

	UP TRAIN MOVEMENT	DOWN TRAIN MOVEMENT
-1	M39XT,M37XT, M35XT	M16XT,M14XT,M12XT,
-2	M37XT,M35XT	M14XT,M12XT
	AFTER APPROACH WARNING-2 & LC CLOSED	AFTER APPROACH WARNING-2 & LC CLOSED
	M35XT	M12XT

AUTO LOCATION HUT-213

	SIGNALS	PRIMARY TRACK		SUPERVISORY TRACK		LC GATES
		TRACK SECTION	DPS	TRACK SECTION	DPS	
UP LINE	A2833,A2831	M33XT,M31XT	MDP233,MDP235, MDP237,MDP239	S33XT	SDP227,SDP229	10-A
DOWN LINE	A2812,A2810, A2808	M12XT,M10XT, M08XT	MDP244,MDP242, MDP240,MDP238, MDP236,MDP234	S12XT, S08XT	SDP234,SDP232, SDP230,SDP228	

UP DIRECTION ASPECT CONTROL CHART

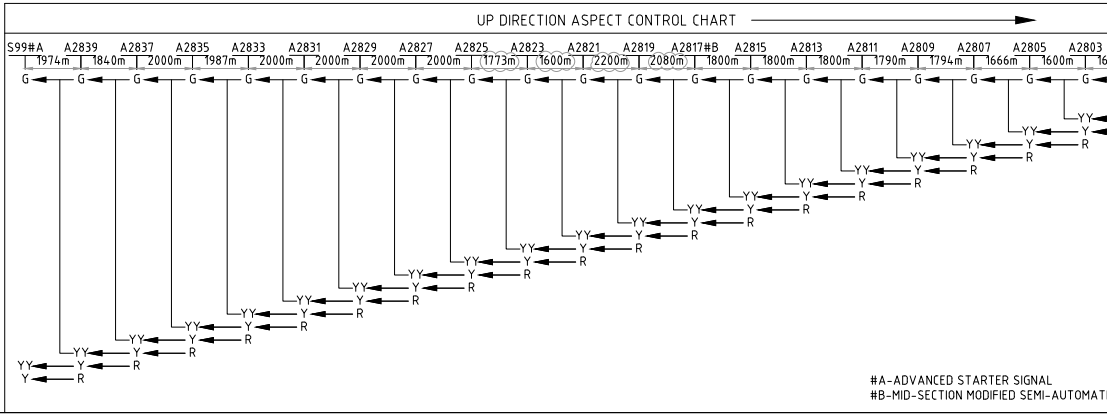
S99#A
A2839
A2837
A2835
A2833
A2831
A2829
A2827
A2825
A2823
A2821
A2819
A2817#B
A2815
A2813
A2811
A2809
A2807
A2805
A2803
1974m
1840m
2000m
1987m
2000m
2000m
2000m
2000m
1773m
1600m
2200m
2080m
1800m
1800m
1800m
1790m
1794m
1666m
1600m
G
YY
Y
R

#A-ADVANCED STARTER SIGNAL

#B-MID-SECTION MODIFIED SEMI-AUTOMAT

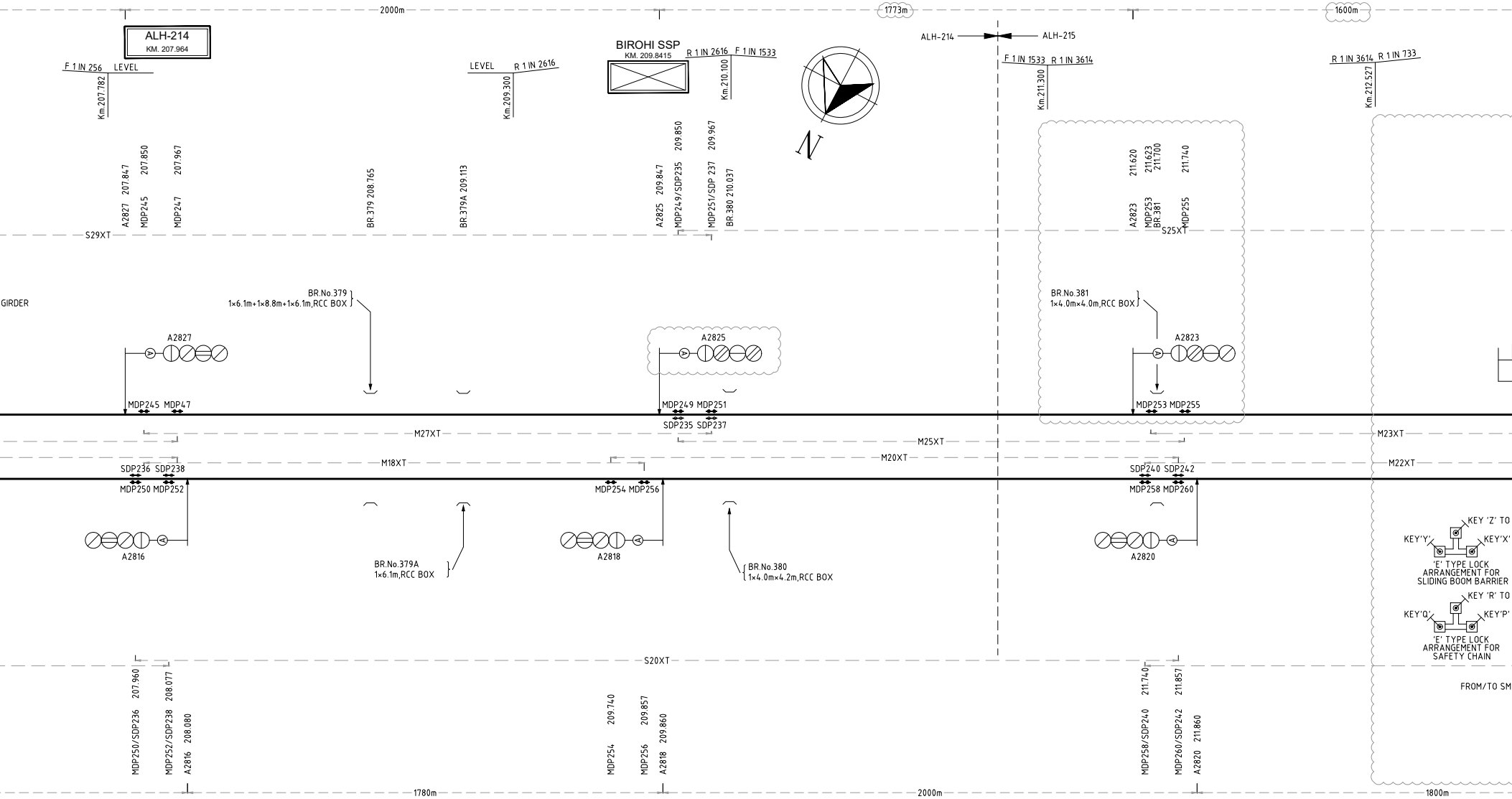
2000m
1773m
1600m
ALH-214
KM. 207.964
F 1 IN 256
LEVEL
Km.207.782
LEVEL
R 1 IN 2616
Km.209.300
BIROHI SSP
KM. 209.8415
R 1 IN 2616
F 1 IN 1533
Km.210.100
ALH-214
ALH-215
N
F 1 IN 1533
R 1 IN 3614
Km.211.300
R 1 IN 3614
R 1 IN 733
Km.212.527
A2827 207.847
MDP245 207.850
MDP247 207.967
BR.379 208.765
BR.379A 209.113
A2825 209.847
MDP249/SDP235 209.850
MDP251/SDP 237 209.967
BR.380 210.037
A2823 211.620
MDP253 211.623
BR.381 211.700
MDP255 211.740
S29XT
S25XT
GIRDER
BR.No.379
1×6.1m+1×8.8m+1×6.1m,RCC BOX
BR.No.381
1×4.0m×4.0m,RCC BOX
A2827
A2825
A2823
MDP245 MDP47
MDP249 MDP251
SDP235 SDP237
MDP253 MDP255
M27XT
M25XT
M23XT
M18XT
M20XT
M22XT
SDP236 SDP238
MDP250 MDP252
MDP254 MDP256
SDP240 SDP242
MDP258 MDP260
A2816
A2818
A2820
BR.No.379A
1×6.1m,RCC BOX
BR.No.380
1×4.0m×4.2m,RCC BOX
KEY 'Z' TO
KEY'Y'
KEY'X'
'E' TYPE LOCK
ARRANGEMENT FOR
SLIDING BOOM BARRIER
KEY 'R' TO
KEY'Q'
KEY'P'
'E' TYPE LOCK
ARRANGEMENT FOR
SAFETY CHAIN
S20XT
FROM/TO SM
MDP250/SDP236 207.960
MDP252/SDP238 208.077
A2816 208.080
MDP254 209.740
MDP256 209.857
A2818 209.860
MDP258/SDP240 211.740
MDP260/SDP242 211.857
A2820 211.860
1780m
2000m
1800m

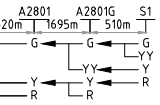
A2801
A2801G
S1
20m
1695m
510m
G
YY
Y
R

IC STOP SIGNAL

AUTO LOCATION HUT-214

╳	SIGNALS	PRIMARY TRACK		SUPERVISORY TRACK		LC GATES
		TRACK SECTION	DPS	TRACK SECTION	DPS	
UP LINE	A2829,A2827, A2825	M29XT,M27XT, M25XT	MDP241,MDP243, MDP245,MDP247, MDP249,MDP251	S29XT, S25XT	SDP231,SDP233, SDP235,SDP237	—
DOWN LINE	A2818,A2816, A2814	M18XT,M16XT, M14XT	MDP256,MDP254, MDP252,MDP250, MDP248,MDP246	S16XT	SDP238,SDP236	

DN DIRECTION ASPECT CONTROL CHART

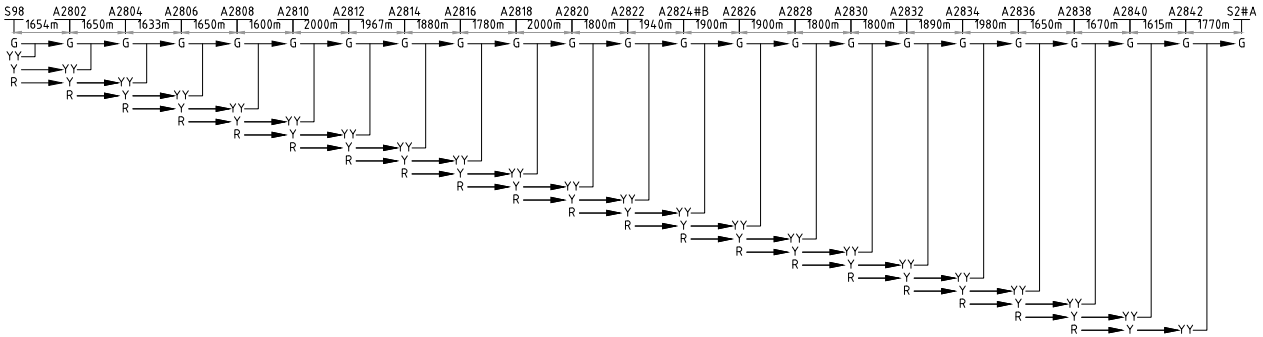
S98
A2802
A2804
A2806
A2808
A2810
A2812
A2814
A2816
A2818
A2820
A2822
A2824#B
A2826
A2828
A2830
A2832
A2834
A2836
A2838
A2840
A2842
S2#A
1654m
1650m
1633m
1650m
1600m
2000m
1967m
1880m
1780m
2000m
1800m
1940m
1900m
1900m
1800m
1800m
1890m
1980m
1650m
1670m
1615m
1770m
G
YY
Y
R

#A-ADVANCED STARTER SIGNAL
#B-MID-SECTION MODIFIED SEMI-AUTOMATIC STOP SIGNAL

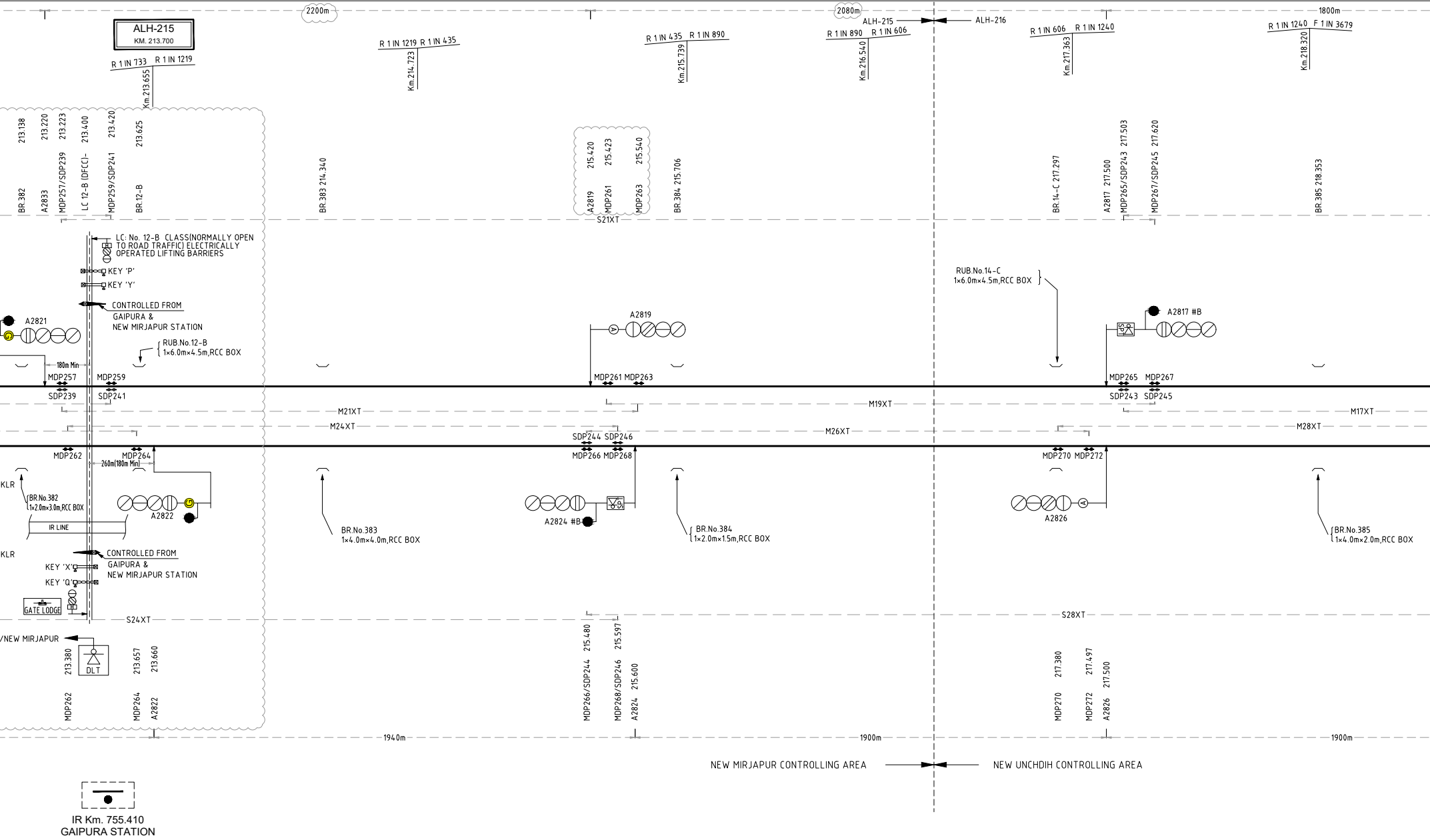
2200m
2080m
1800m
ALH-215
KM. 213.700
R 1 IN 733
R 1 IN 1219
Km.213.655
R 1 IN 1219
R 1 IN 435
Km.214.723
R 1 IN 435
R 1 IN 890
Km.215.739
R 1 IN 890
R 1 IN 606
Km.216.540
ALH-215
ALH-216
R 1 IN 606
R 1 IN 1240
Km.217.363
R 1 IN 1240
F 1 IN 3679
Km.218.320
213.138
BR.382
213.220
A2833
213.223
MDP257/SDP239
213.400
LC 12-B (DFCC)-
213.420
MDP259/SDP241
213.625
BR.12-B
BR.383 214.340
215.420
A2819
215.423
MDP261
215.540
MDP263
S21XT
BR.384 215.706
BR.14-C 217.297
A2817 217.500
MDP265/SDP243 217.503
MDP267/SDP245 217.620
BR.385 218.353
LC: No. 12-B CLASS(NORMALLY OPEN TO ROAD TRAFFIC) ELECTRICALLY OPERATED LIFTING BARRIERS
KEY 'P'
KEY 'Y'
CONTROLLED FROM
GAIPURA &
NEW MIRJAPUR STATION
A2821
G
RUB.No.12-B
1×6.0m×4.5m,RCC BOX
180m Min
MDP257
MDP259
SDP239
SDP241
A2819
MDP261 MDP263
RUB.No.14-C
1×6.0m×4.5m,RCC BOX
A2817 #B
MDP265 MDP267
SDP243 SDP245
M21XT
M19XT
M17XT
M24XT
M26XT
M28XT
SDP244 SDP246
MDP262
MDP264
260m(180m Min)
MDP266 MDP268
MDP270 MDP272
KLR
BR.No.382
1×2.0m×3.0m,RCC BOX
G
A2822
IR LINE
BR.No.383
1×4.0m×4.0m,RCC BOX
A2824 #B
BR.No.384
1×2.0m×1.5m,RCC BOX
A2826
BR.No.385
1×4.0m×2.0m,RCC BOX
KLR
CONTROLLED FROM
GAIPURA &
NEW MIRJAPUR STATION
KEY 'X'
KEY 'Q'
GATE LODGE
S24XT
S28XT
/NEW MIRJAPUR
213.380
DLT
MDP262
213.657
MDP264
213.660
A2822
215.480
MDP266/SDP244
215.597
MDP268/SDP246
215.600
A2824
217.380
MDP270
217.497
MDP272
217.500
A2826
1940m
1900m
1900m
NEW MIRJAPUR CONTROLLING AREA
NEW UNCHDIH CONTROLLING AREA
IR Km. 755.410
GAIPURA STATION

AUTO LOCATION HUT-215

	SIGNALS	PRIMARY TRACK		SUPERVISORY TRACK		LC GATES
		TRACK SECTION	DPS	TRACK SECTION	DPS	
UP LINE	A2823,A2821, A2819	M23XT,M21XT, M19XT	MDP253,MDP255, MDP257,MDP259, MDP261,MDP263	S21XT	SDP239,SDP241	12-B
DOWN LINE	A2824,A2822, A2820	M24XT,M22XT, M20XT	MDP268,MDP266, MDP264,MDP262, MDP260,MDP258	S24XT, S20XT	SDP246,SDP244, SDP242,SDP240	

LC-12-B CONTROL TABLE

	UP TRAIN MOVEMENT	DOWN TRAIN MOVEMENT
APPROACH WARNING-1 TRACK CIRCUIT	M29XT,M27XT, M25XT, M23XT	M30XT,M28XT,M26XT,M24XT,
APPROACH WARNING-2 TRACK CIRCUIT	M27XT,M25XT, M23XT	M26XT,M24XT
APPROACH LOCKING TRACK CIRCUIT	AFTER APPROACH WARNING-2 & LC CLOSED	AFTER APPROACH WARNING-2 & LC CLOSED
BACK LOCKED TRACK CIRCUIT	M23XT	M24XT

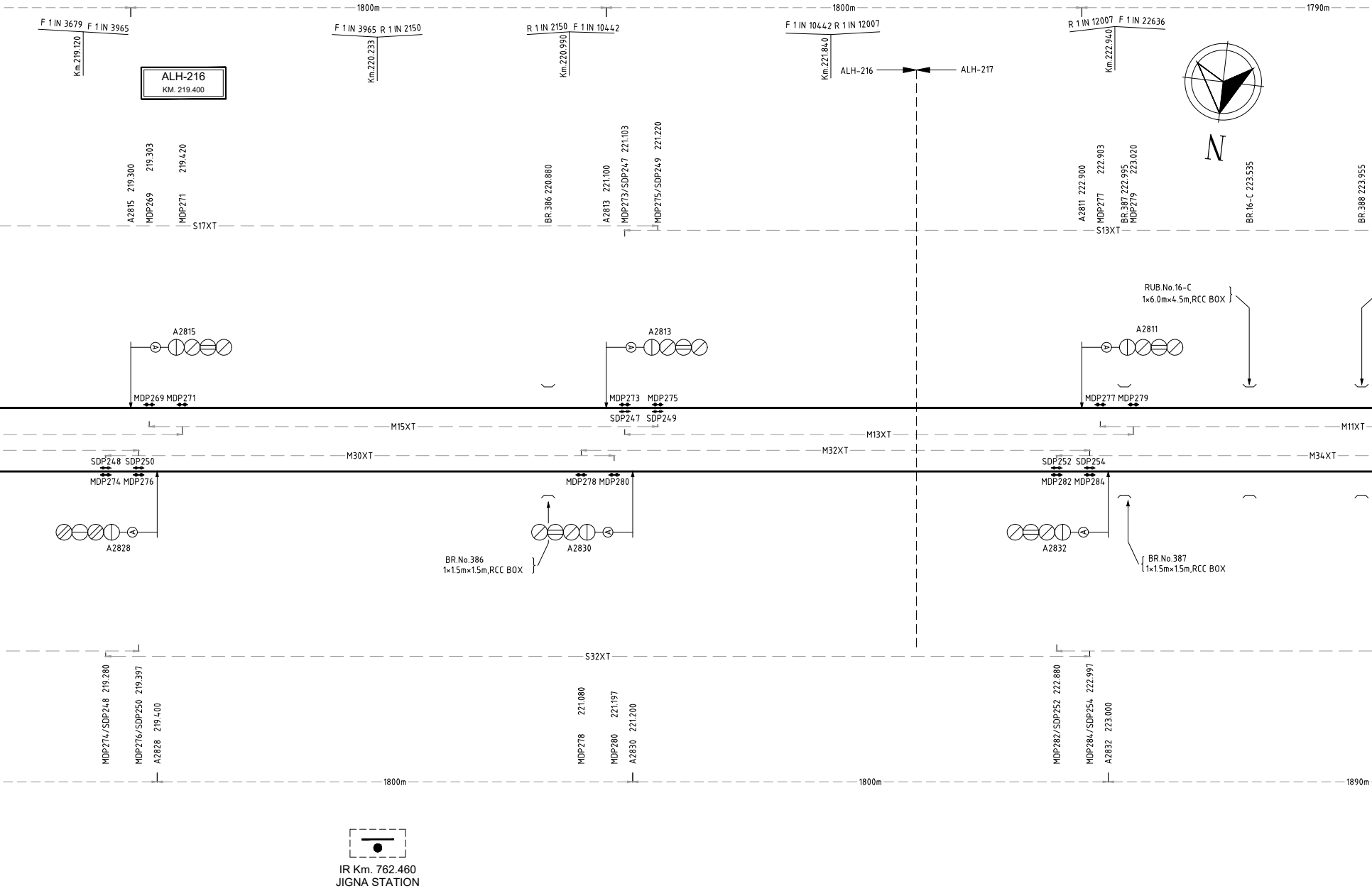
1800m
1800m
1790m
F 1 IN 3679
F 1 IN 3965
Km.219.120
ALH-216
KM. 219.400
F 1 IN 3965
R 1 IN 2150
Km.220.233
R 1 IN 2150
F 1 IN 10442
Km.220.990
F 1 IN 10442
R 1 IN 12007
Km.221.840
ALH-216
ALH-217
R 1 IN 12007
F 1 IN 22636
Km.222.940
N
A2815 219.300
MDP269 219.303
MDP271 219.420
S17XT
BR.386 220.880
A2813 221.100
MDP273/SDP247 221.103
MDP275/SDP249 221.220
A2811 222.900
MDP277 222.903
BR.387 222.995
MDP279 223.020
S13XT
BR.16-C 223.535
BR.388 223.955
RUB.No.16-C
1×6.0m×4.5m,RCC BOX
A2815
A2813
A2811
MDP269 MDP271
MDP273 MDP275
SDP247 SDP249
MDP277 MDP279
M15XT
M13XT
M11XT
M30XT
M32XT
M34XT
SDP248 SDP250
MDP274 MDP276
MDP278 MDP280
SDP252 SDP254
MDP282 MDP284
A2828
A2830
A2832
BR.No.386
1×1.5m×1.5m,RCC BOX
BR.No.387
1×1.5m×1.5m,RCC BOX
S32XT
MDP274/SDP248 219.280
MDP276/SDP250 219.397
A2828 219.400
MDP278 221.080
MDP280 221.197
A2830 221.200
MDP282/SDP252 222.880
MDP284/SDP254 222.997
A2832 223.000
1800m
1800m
1890m
IR Km. 762.460
JIGNA STATION

AUTO LOCATION HUT-216

	SIGNALS	PRIMARY TRACK		SUPERVISORY TRACK		LC GATES
		TRACK SECTION	DPS	TRACK SECTION	DPS	
UP LINE	A2817,A2815, A2813	M17XT,M15XT, M13XT	MDP265,MDP267, MDP269,MDP271, MDP273,MDP275	S17XT, S13XT	SDP243,SDP245, SDP247,SDP249	—
DOWN LINE	A2830,A2828, A2826	M30XT,M28XT, M26XT	MDP280,MDP278, MDP276,MDP274, MDP272,MDP270	S28XT	SDP250,SDP248	

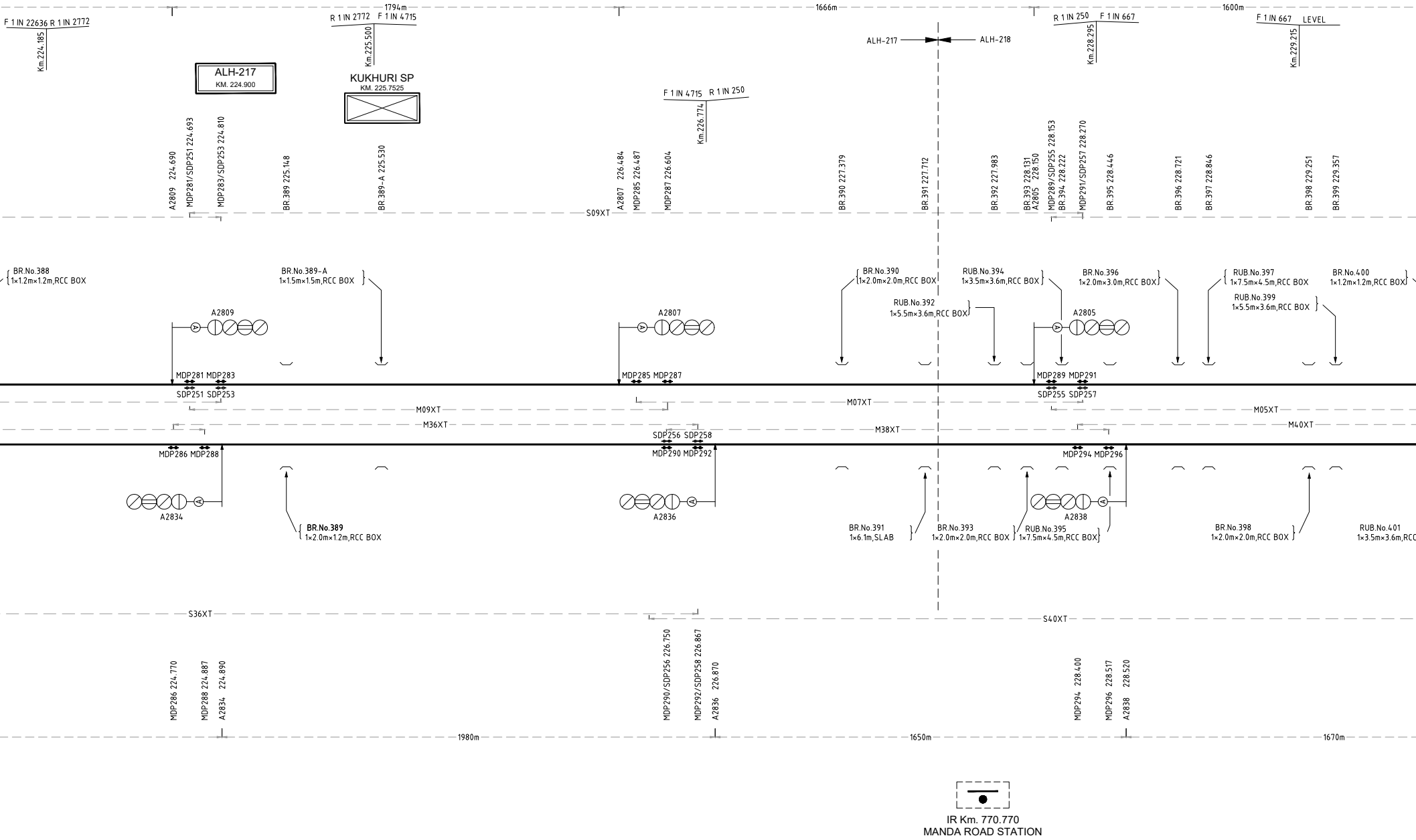
1794m
1666m
1600m
F 1 IN 22636 R 1 IN 2772
Km.224.185
R 1 IN 2772 F 1 IN 4715
Km.225.500
ALH-217
KM. 224.900
KUKHURI SP
KM. 225.7525
F 1 IN 4715 R 1 IN 250
Km.226.774
ALH-217
ALH-218
R 1 IN 250 F 1 IN 667
Km.228.295
F 1 IN 667 LEVEL
Km.229.215
A2809 224.690
MDP281/SDP251 224.693
MDP283/SDP253 224.810
BR.389 225.148
BR.389-A 225.530
S09XT
A2807 226.484
MDP285 226.487
MDP287 226.604
BR.390 227.379
BR.391 227.712
BR.392 227.983
BR.393 228.131
A2805 228.150
MDP289/SDP255 228.153
BR.394 228.222
MDP291/SDP257 228.270
BR.395 228.446
BR.396 228.721
BR.397 228.846
BR.398 229.251
BR.399 229.357
BR.No.388
1×1.2m×1.2m,RCC BOX
BR.No.389-A
1×1.5m×1.5m,RCC BOX
BR.No.390
1×2.0m×2.0m,RCC BOX
RUB.No.394
1×3.5m×3.6m,RCC BOX
BR.No.396
1×2.0m×3.0m,RCC BOX
RUB.No.397
1×7.5m×4.5m,RCC BOX
BR.No.400
1×1.2m×1.2m,RCC BOX
RUB.No.392
1×5.5m×3.6m,RCC BOX
RUB.No.399
1×5.5m×3.6m,RCC BOX
A2809
A2807
A2805
MDP281 MDP283
SDP251 SDP253
MDP285 MDP287
MDP289 MDP291
SDP255 SDP257
M09XT
M07XT
M05XT
M36XT
M38XT
M40XT
SDP256 SDP258
MDP286 MDP288
MDP290 MDP292
MDP294 MDP296
A2834
A2836
A2838
BR.No.389
1×2.0m×1.2m,RCC BOX
BR.No.391
1×6.1m,SLAB
BR.No.393
1×2.0m×2.0m,RCC BOX
RUB.No.395
1×7.5m×4.5m,RCC BOX
BR.No.398
1×2.0m×2.0m,RCC BOX
RUB.No.401
1×3.5m×3.6m,RCC
S36XT
S40XT
MDP286 224.770
MDP288 224.887
A2834 224.890
MDP290/SDP256 226.750
MDP292/SDP258 226.867
A2836 226.870
MDP294 228.400
MDP296 228.517
A2838 228.520
1980m
1650m
1670m
IR Km. 770.770
MANDA ROAD STATION

AUTO LOCATION HUT-217

	SIGNALS	PRIMARY TRACK		SUPERVISORY TRACK		LC GATES
		TRACK SECTION	DPS	TRACK SECTION	DPS	
UP LINE	A2811,A2809, A2807	M11XT,M09XT, M07XT	MDP277,MDP279, MDP281,MDP283, MDP285,MDP287	S09XT	SDP251,SDP253	—
DOWN LINE	A2836,A2834, A2832	M36XT,M34XT, M32XT	MDP292,MDP290, MDP288,MDP286, MDP284,MDP282	S36XT, S32XT	SDP258,SDP256, SDP254,SDP252	

AUTO LOCATION HUT-218

	SIGNALS	PRIMARY TRACK		SUPERVISORY TRACK		LC GATES
		TRACK SECTION	DPS	TRACK SECTION	DPS	
UP LINE	A2805,A2803, A2801	M05XT,M03XT, M01XT	MDP289,MDP291, MDP293,MDP295, MDP297,MDP299	S05XT, S01XT	SDP255,SDP257, SDP259,SDP261	—
DOWN LINE	A2842,A2840, A2838	M42XT,M40XT, M38XT	MDP304,MDP302, MDP300,MDP298, MDP296,MDP294	S40XT	SDP262,SDP260	

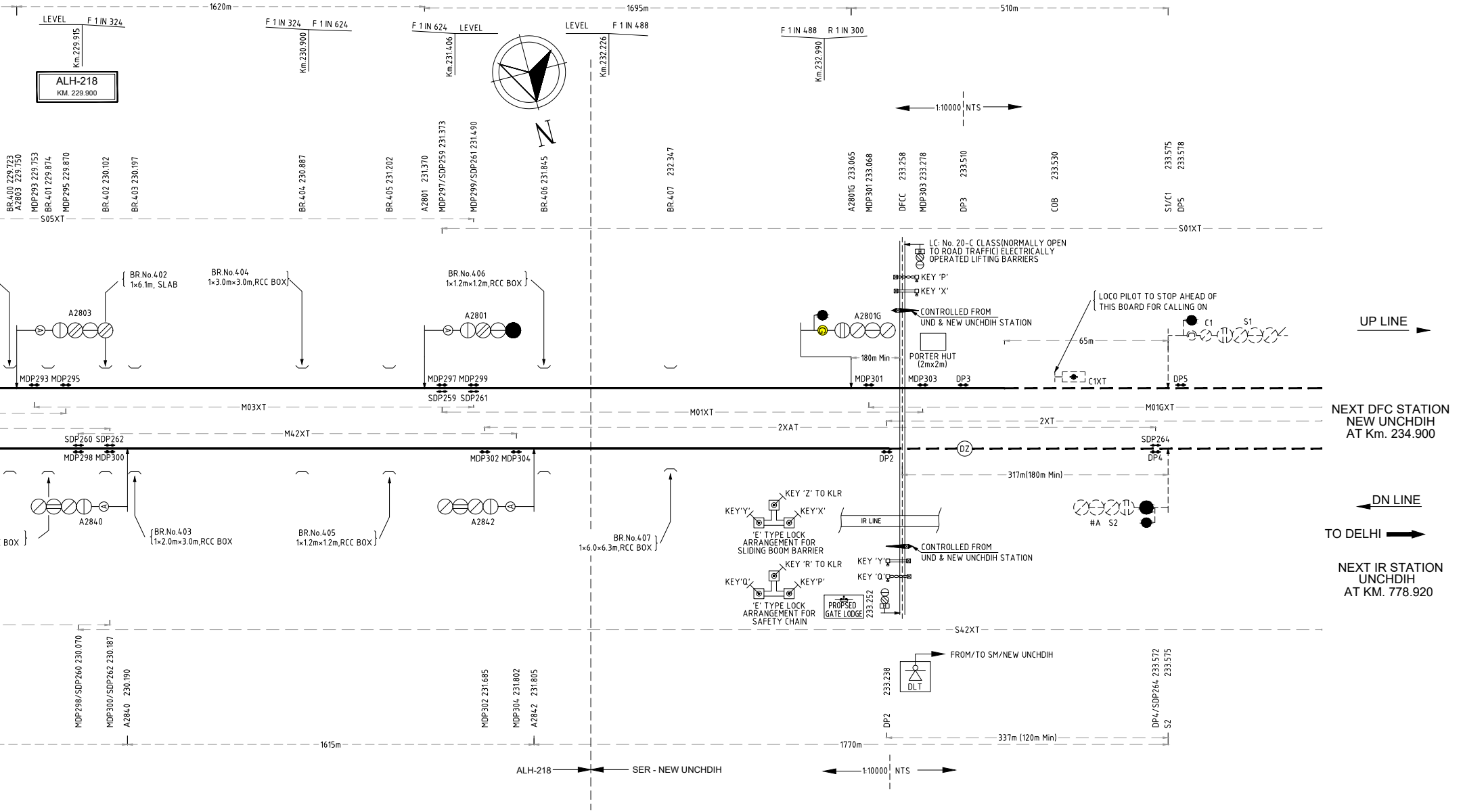
1620m
1695m
510m
LEVEL
F 1 IN 324
Km.229.915
ALH-218
KM. 229.900
F 1 IN 324
F 1 IN 624
Km.230.900
F 1 IN 624
LEVEL
Km.231.406
N
LEVEL
F 1 IN 488
Km.232.226
F 1 IN 488
R 1 IN 300
Km.232.990
1:10000 NTS
BR.400 229.723
A2803 229.750
MDP293 229.753
BR.401 229.874
MDP295 229.870
BR.402 230.102
BR.403 230.197
BR.404 230.887
BR.405 231.202
A2801 231.370
MDP297/SDP259 231.373
MDP299/SDP261 231.490
BR.406 231.845
BR.407 232.347
A2801G 233.065
MDP301 233.068
DFCC 233.258
MDP303 233.278
DP3 233.510
COB 233.530
S1/C1 233.575
DP5 233.578
S05XT
S01XT
LC: No. 20-C CLASS(NORMALLY OPEN TO ROAD TRAFFIC) ELECTRICALLY OPERATED LIFTING BARRIERS
KEY 'P'
KEY 'X'
BR.No.402 1×6.1m, SLAB
BR.No.404 1×3.0m×3.0m,RCC BOX
BR.No.406 1×1.2m×1.2m,RCC BOX
A2803
A2801
A2801G
CONTROLLED FROM UND & NEW UNCHDIH STATION
LOCO PILOT TO STOP AHEAD OF THIS BOARD FOR CALLING ON
C1
S1
65m
180m Min
PORTER HUT (2mx2m)
MDP293 MDP295
MDP297 MDP299
MDP301
MDP303
DP3
C1XT
DP5
UP LINE
SDP259 SDP261
M03XT
M01XT
M01GXT
2XAT
2XT
M42XT
SDP260 SDP262
SDP264
DZ
DP2
DP4
NEXT DFC STATION NEW UNCHDIH AT Km. 234.900
MDP298 MDP300
MDP302 MDP304
317m(180m Min)
A2840
A2842
BOX
BR.No.403 1×2.0m×3.0m,RCC BOX
BR.No.405 1×1.2m×1.2m,RCC BOX
BR.No.407 1×6.0×6.3m,RCC BOX
KEY 'Z' TO KLR
KEY'Y'
KEY'X'
'E' TYPE LOCK ARRANGEMENT FOR SLIDING BOOM BARRIER
IR LINE
#A S2
DN LINE
TO DELHI
CONTROLLED FROM UND & NEW UNCHDIH STATION
KEY 'R' TO KLR
KEY 'Y'
KEY 'Q'
KEY'Q'
KEY'P'
'E' TYPE LOCK ARRANGEMENT FOR SAFETY CHAIN
PROPSED GATE LODGE
233.252
NEXT IR STATION UNCHDIH AT KM. 778.920
S42XT
FROM/TO SM/NEW UNCHDIH
DLT
MDP298/SDP260 230.070
MDP300/SDP262 230.187
A2840 230.190
MDP302 231.685
MDP304 231.802
A2842 231.805
DP2 233.238
DP4/SDP264 233.572
S2 233.575
1615m
1770m
337m (120m Min)
ALH-218
SER - NEW UNCHDIH
1:10000 NTS

NOTES:

1. AUTOMATIC BLOCK SIGNALLING PROVIDED IN NEW MIRJAPUR - NEW UNCHDIH SECTION.
2. LEVEL CROSSINGS No. 10-A,& 20-C ARE PROVIDED WITH ELECTRICALLY OPERATED LIFTING BARRIERS & CAN BE OPENED OR CLOSED BY THE GATE MAN BY PRESSING 'OPEN' OR 'CLOSE' PUSH BUTTONS PROVIDED ON HIS PANEL.
3. A COMMON INDICATION PANEL WILL BE PROVIDED IN THE GATE HUT, WHEREIN THE INDICATIONS FOR THE 'ON' AND 'OFF' ASPECT OF GATE SIGNALS FOR BOTH THE SYSTEMS AS ALSO THE OCCUPATION/CLEARANCE OF THE CONTROLLING TRACK CIRCUITS UP TO THE POINT OF APPROACH WARNING WILL BE DISPLAYED. DIRECTION OF MOVEMENT OF THE TRAINS WILL ALSO BE DISPLAYED IN THE PANEL.
4. IN CASE OF FAILURE OF BARRIERS TO OPERATE ELECTRICALLY, GATE MAN IS PROVIDED WITH A CRANK HANDLE TO OPERATE THE BARRIERS MANUALLY, THE PRESS OF AN EMERGENCY BUTTON (NORMALLY SEALED IN GATE LODGE) WILL RELEASE AN ELECTRICALLY LOCKED KEY WHICH WILL BE USED TO UNLOCK THE CRANK HANDLE HOLE IN THE BARRIER PEDESTAL. CRANK HANDLE FOR MANUAL OPERATION OF LIFTING BARRIERS IS SEPARATELY PROVIDED AT THE GATE.
5. LEVEL CROSSING No. 10-A & 20-C ARE ALSO PROVIDED WITH SLIDING BOOM BARRIERS AND SAFETY CHAIN DURING FAILURE OF ELECTRICAL LIFTING BARRIERS.
6. IN CASE OF SLIDING BOOM BARRIERS AND SAFETY CHAIN WORKING AT LEVEL CROSSING GATE No. 10-A & 20-C GATE SIGNALS WILL SHOW ONLY CAUTION ASPECT.
7. ARRANGEMENT FOR FIXING OF SAFETY CHAIN SHALL ALSO BE PROVIDED IN CASE OF FAILURE OF LIFTING BARRIERS. INDICATION FOR FIXING OF SAFETY CHAIN SHALL ALSO BE PROVIDED ON THE PANEL OF STATION MASTER. AN ARRANGEMENT SHALL BE PROVIDED FOR TAKING 'OFF' THE RELEVANT GATE SIGNAL WHEN THE SAFETY CHAIN IS PROPERLY LOCKED AND DETECTED BY THE SYSTEM.
8. (i)TELEPHONIC COMMUNICATION IS PROVIDED BETWEEN SM/NEW MIRJAPUR AND SM/NEW UNCHDIH.
   (ii)TELEPHONIC COMMUNICATION IS PROVIDED BETWEEN THE LC GATE No. 10-A AND SM/NEW MIRJAPUR. AS WELL AS BETWEEN THE GATE MAN OF THE ADJACENT GATE.
   (iii)TELEPHONIC COMMUNICATION IS PROVIDED BETWEEN THE LC GATE No.20-C TO SM/NEW UNCHDIH. AS WELL AS BETWEEN THE GATE MAN OF THE ADJACENT GATE.
   (iv)EXISTING TELEPHONE CONNECTION FROM IR STATION TO BE EXTENDED TO NEW GATE LODGE.
9. SIGNAL CANCELLATION BUTTON IS PROVIDED ON GATE PANELS, GATE MAN CAN PUT BACK ALL THE CONCERNED GATE SIGNALS DURING EMERGENCY. IN THIS CASE GATE MAN CAN OPEN THE LIFTING BARRIERS AFTER 120 SEC.
10. (i) THE APPROACH WARNING-1 TRIGGERS WHEN TRAIN REACHES 6KM TRACK SECTION IN REAR OF GATE SIGNAL.
   (ii) THE APPROACH WARNING-2 TRIGGERS WHEN TRAIN REACHES 4KM TRACK SECTION IN REAR OF GATE SIGNAL.
   (iii) THE APPROACH LOCK OF GATE IS EFFECTIVE WHEN APPROACH WARNING-2 TRIGGERS & LC CLOSED.
   (iv) THE APPROPRIATE WARNINGS AND APPROACH LOCK FOR LC GATES OF IR LINES SHALL BE PROVIDED.
11. (i) IN MODIFIED AUTOMATIC BLOCK SIGNALLING (MABS) BETWEEN NEW MIRJAPUR - NEW UNCHDIH SECTION SIG. No. A3217 IN UP DIRECTION, SIG. No. A3222 IN DN DIRECTION ARE CONVERTED INTO MODIFIED SEMI-AUTOMATIC STOP SIGNALS FOR ENHANCING LEVEL OF SAFETY DURING FOG AND OTHER EXIGENCIES.
   (ii) SPECIAL NOTE FOR ASPECT CONTROL CHART:-
   # A-IN MODIFIED AUTOMATIC BLOCK SIGNALLING (MABS), THE ADVANCED STARTERS SHALL ASSUME 'OFF' ASPECT OR BE TAKEN 'OFF' ONLY WHEN THE LINE IS CLEAR UPTO AN ADEQUATE DISTANCE BEYOND THE MID SECTION MODIFIED SEMI-AUTOMATIC STOP SIGNAL.
   # B-IN MODIFIED AUTOMATIC BLOCK SIGNALLING (MABS), THE MID SECTION MODIFIED SEMI-AUTOMATIC STOP SIGNALS SHALL ASSUME 'OFF' ASPECT OR BE TAKEN 'OFF' ONLY WHEN THE LINE IS CLEAR UPTO AN ADEQUATE DISTANCE BEYOND THE HOME SIGNAL OF THE STATION AHEAD.
12. ON UP MAIN LINE SIG. No. A2817 (MID SECTION MODIFIED SEMI-AUTOMATIC STOP SIGNAL) OF NEW MIRJAPUR - NEW UNCHDIH SECTION IS CONTROLLED BY SM/NEW UNCHDIH AND ON DOWN MAIN LINE SIG. No. A2824 (MID SECTION MODIFIED SEMI-AUTOMATIC STOP SIGNAL) OF NEW MIRJAPUR - NEW UNCHDIH SECTION IS CONTROLLED BY SM/NEW MIRJAPUR.
13. SIGNAL POST TELEPHONE (SPT) IS PROVIDED ON SIGNAL No. A2817 AND A2824 FOR COMMUNICATION WITH SM/NEW UNCHDIH AND SM/NEW MIRJAPUR RESPECTIVELY.
14. EMERGENCY SOCKET SHALL BE PROVIDED ON ALL SIGNALS IN NEW MIRJAPUR - NEW UNCHDIH SECTION.
15. MSDAC IS PROVIDED IN THE BLOCK SECTION FOR TRACK VACANCY DETECTION.
16. MAIN SYSTEM AXLE COUNTER DETECTORS SHALL BE PROVIDED ON OUTER RAIL AND SUPERVISORY AXLE COUNTER DETECTORS SHALL BE PROVIDED ON INNER RAIL.
17. IF ANY TRACK SECTION OF MAIN SYSTEM SHOWS OCCUPIED/ERROR WITH ITS SUPERVISORY TRACK SECTION SHOWING CLEAR, AUTOMATIC RESET WILL BE APPLIED TO THE EFFECTED TRACK SECTION OF THE MAIN SYSTEM.
18. IF ANY SUPERVISORY TRACK SECTION SHOWS OCCUPIED/ERROR WITH ALL TRACK SECTIONS OF MAIN SYSTEM SUPERVISING BY IT SHOWING CLEAR, AUTOMATIC RESET WILL BE APPLIED TO THE AFFECTED SUPERVISORY TRACK SECTION.
19. ALL SIGNALLING INSTALLATION TO BE SUITABLE FOR ADJACENT 25KV AC TRACTION (IR) AND 2×25KV AC TRACTION (DFCCIL).
20. ALL SIGNALS SHALL BE LED LIT.
21. THE SYMBOL OF MDP/SDP SHOWN ARE NOT AS PER SCALE BECAUSE IT WAS COMING NEARBY SIGNAL POST.
22. NECESSARY ARRANGEMENT FOR TSS/SP/SSP WILL BE INCORPORATED AT A LATER STAGE.

SPECIAL NOTE:

- i. THE LOCATION OF GATE LODGE WILL BE FINALIZED BEFORE INSTALLATION.
- ii. AT THE TIME OF INSTALLATION , ALH WILL BE LOCATED NEAR TO EXISTING ROAD, IF ANY.
- iii. PROPOSED ROB/RUB IN LIEU OF EXISTING LC GATES ARE LISTED IN THE SEPARATE TABLE.
- iv. THIS DRAWING SERVES AS BLOCK SECTION SIP AND STATIONS HERE ARE ONLY INDICATIVE REFER TO STATION SIP FOR DETAILS.
- v. THE MID SECTION MODIFIED AUTO SEMI-AUTOMATIC SIGNAL POST SHALL BE DISTINGUISHED FROM OTHER SIGNALS BY PROVIDING BLUE RETRO-REFLECTIVE TAPE OF 400MM SIZE AT THE BOTTOM OF POST AND THEN WHITE TAPE 400MM ABOVE IT UPTO THE TOP OF THE POST ALTERNATIVELY.
- vi. THE SIGNALLING REQUIREMENTS AT STATION YARDS WILL NEED UPDATE AFTER FINALISATION OF STATION YARD SIPS.
- vii. FINAL POSITION OF NEW GATE LODGE WILL BE AS PER APPROVED GENERAL ARRANGEMENT DRAWING OF THE LC GATE.

BLOCK WORKING:

NEW MIRJAPUR - NEW UNCHDIH	AUTOMATIC BLOCK SYSTEM

FOR CONTRACTOR

PREPARED BY:	CHECKED BY:	REVIEWED BY:	APPROVED BY:
Sohrab SOHRAB	PRADEEP	MAO WEIDONG	LIU BIAO

REV.	DATE	DESCRIPTION	PREP.BY	CHK. BY	REV. BY
L	17-04-2020	UPDATED AS PER PMC LETTER 10261 dt. 31.12.2019	SOHRAB	PRADEEP	MAO WEIDONG
K	19-12-2019	UPDATED AS PER PMC LETTER 09811 dt. 13.12.2019	SOHRAB	PRADEEP	DENG HUAFENG
J	15-10-2019	UPDATED AS PER PMC LETTER 03604 dt. 04.05.2019	SUSHIL KUMAR	PRADEEP	DENG HUAFENG
H	01-05-2019	UPDATED AS PER PMC COMMENTS dt. 22.12.2017	SUSHIL KUMAR	PRADEEP	LIU GANG
G	01-11-2017	UPDATED AS PER PMC COMMENTS dt. 12.10.2017	ZHAO WEI	SHI YULILN	–
F	06-10-2017	UPDATED AS PER PMC COMMENTS dt. 21.08.2017	ZHAO WEI	HUANG XIAOHUI	–
E	03-06-2017	UPDATED AS PER PMC COMMENTS dt. 25.05.2017	CUI YAN	HUANG XIAOHUI	–

CRSC Beijing National Railway Research&Design Institute of Signal & Communication Co., Ltd.

NAME OF THE CONTRACT:
MUGHALSARAI-NEW BHAUPUR DESIGN AND BUILD S&T SYSTEM WORK
CONTRACT PACKAGE-203

CLIENT NAME:
डेडीकेटेड फ्रेट कॉरीडोर
Dedicated Freight Corridor Corporation of India Ltd.
A Government of India (Ministry of Railway) Enterprise

SCALE
H:- 1:10000
V:- 1:250

PROJECT NAME:
Eastern Dedicated Freight Corridor Project-2

SHEET
01

TITLE:
संकेत अन्तर्पाशन विन्यास
नया मिर्जापुर - नया ऊँचडीह खंड सेक्शन
SIGNAL INTERLOCKING PLAN
NEW MIRJAPUR - NEW UNCHDIH BLOCK SECTION

TOTAL SHEET
01

STATUS:
W

आरेख संख्या:
DWG No. :
1/SG/0001

REV.
L

REF. DWG. :
ALIGNMENT PLAN & PROFILE KM 178+200 TO KM 201+000 REV. C,
KM 201+000 TO KM 231+000 REV. C, KM 231+000 TO KM 255+000 REV. C
SIP OF NEW MIRJAPUR STATION REV. F, SIP OF NEW UNCHDIH STATION REV. P.

SH. SIZE
4714 X 420
MM

THE LIST OF PROPOSED RUB/ROB IN LIEU OF EXISTING LC GATES:

LC GATE No.	DFCC CHAINAGE	BETWEEN IR STATIONS	
11-B	206.217	BIROHI	GAIPURA
12-B	213.625	GAIPURA	JIGNA
14-C	217.297	GAIPURA	JIGNA
16-C	223.535	JIGNA	MANDA ROAD

TEMPORARY NOTE:

1. SIGNAL LOCATIONS MAY NEED CHANGE TO ENSURE CONTINUOUS VISIBILITY BASED ON SIGNAL SIGHTING.
2. CHAINAGE OF MDP & SDP ARE TENTATIVE. IT WILL NEED UPDATE BASED ON OEM DESIGN / RESETTING ARRANGEMENT OF THE AXLE COUNTER.
3. ADDITIONAL TRACK SECTION MAY BE ADDED, BASED ON OEM DESIGN.
4. ALH POSITIONS WILL BE REFINED AFTER JOINT SITE SURVEY BETWEEN PMC AND CRSCD.

PMC:
SYSTRA - MOTT MACDONALD (JV)
SYSTRA
MOTT MACDONALD

EMPLOYER:
DEDICATED FREIGHT CORRIDOR
CORPORATION OF INDIA LIMITED

डेडीकेटेड फ्रेट कॉरीडोर
Dedicated Freight Corridor Corporation of India Ltd.
A Government of India (Ministry of Railway) Enterprise

PROJECT OFFICE (ALD)		PROJECT OFFICE/E (ALD)		PROJECT OFFICE/W (ALD)		HEADQUARTER OFFICE	
TEAM LEADER		CGM		CGM		GGM/GM/S&T	
DY. TEAM LEADER (S&T)		GM/DY. CPM/S&T		GM/DY. CPM/S&T		AM/S&T	
SR. SIGNAL DESIGN ENGINEER		DPM/APM/S&T		DPM/APM/S&T		GGM/OP. & SAFETY	
		APM/TRAFFIC		APM/TRAFFIC		AM/OP.	