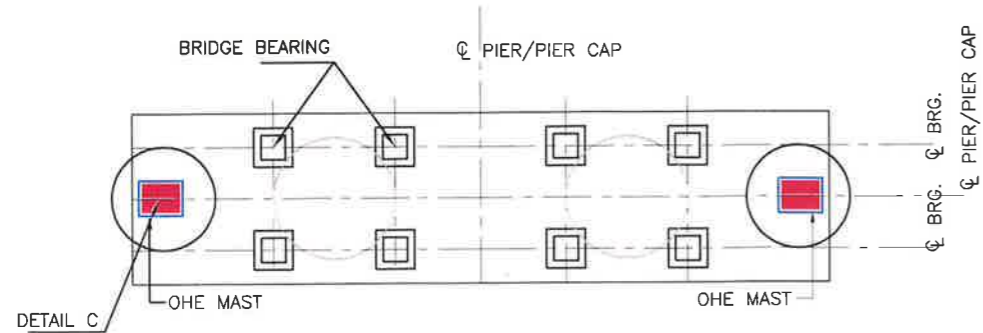
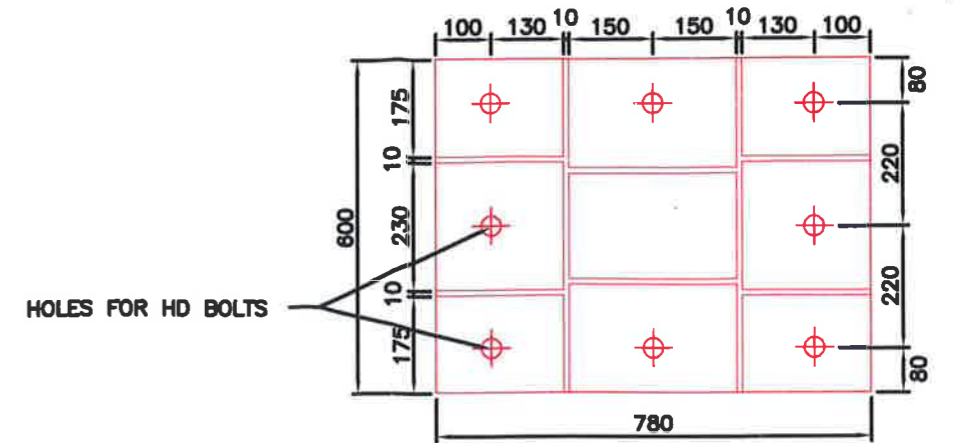


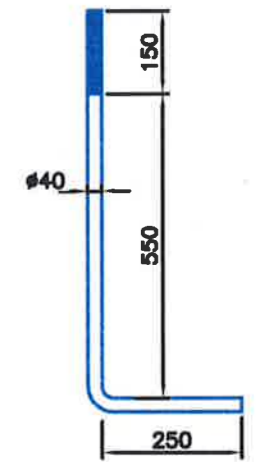
SECTION SHOWING LOCATIONS OF AEC, BEC AND THEIR INTER CONNECTIONS TO STEEL OHE MAST



PLAN AT PIER CAP LEVEL WITH OHE MAST BASE



BASE PLATE FOR OHE MAST
DETAIL OF C



DETAIL OF HD BOLTS

SCOPE OF CIVIL (BRIDGE) CONTRACTOR

1. TO PROVIDE HD BOLTS WITH SPACING AS PER DETAIL "C"
2. TO PROVIDE CC/RCC PEDESTAL FOR OHE MAST AS SHOWN IN THE SECTION.

SCOPE OF TRACTION CONTRACTOR

1. TO PROVIDE BRIDGE MAST WITH BASE PLATE AS PER DETAIL "C"

GENERAL

1. MIN. IMPLANTATION FOR OHE MAST SHALL BE 2825mm. HOWEVER, FOR LONGER BRIDGES WITH SIGNAL LOCATION, MIN. IMPLANTATION SHALL BE AS PER ACTM VOL.-2, PART-2 APPENDIX -1 PARA 20.5.
2. THE MAST MOUNTING ARRANGEMENT ON PIER CAPS OF BRIDGES SHALL BE SUCH THAT MAXIMUM SPACING BETWEEN OHE MAST SHALL NOT EXCEED 54m (EDFC) & 45m (WDFC). IN CASE OF HIGHER PIER SPACING OHE SUPPORT ARRANGEMENT SHALL BE PROVIDED ON THE BRIDGE DECK ITSELF.
3. ADJACENT PIERS SHALL HAVE PROVISION OF PEDESTAL & HD BOLTS FOR FUTURE/EMERGENCY REQUIREMENTS.
4. THIS BEING A TYPICAL DRAWING, IN CASE OF TECHNICAL DIFFICULTY DUE TO DIFFERENT PIER/GIRDER ARRANGEMENT THE CASE SHALL BE REFERRED TO ELECTRICAL DEPARTMENT FOR SITE SPECIFIC SOLUTION
5. IN CASE OF ANY DISPUTE IN SCOPE OF WORK SHOWN IN THIS DRAWING VIS A VIS EMPLOYERS REQUIREMENTS, SCOPE OF WORK AS GIVEN IN EMPLOYERS REQUIREMENT SHALL PREVAIL.

BLUE COLOUR:- WORK TO BE EXECUTED BY CIVIL CONTRACTORS
RED COLOUR:- WORK TO BE EXECUTED BY E&M CONTRACTORS.

Approved By

 GGM/EL/PS
 GGM/CO/EC 21/7
 GM/CO/WC

21/07/14
 21/07/14

Drawing Title
TYPICAL SKETCH FOR FIXING OF OHE MAST ON BRIDGE PIER

Drawing Number
HQ/EL/OHE/P4-1/Mast
 Scale
 NTS
 Reference
 EMP4/OHE/110
 Drawn By
 Checked By
 Approved By

Client

मिडिकेटेड फ्रेट कोरीडोर
 5th Floor, Pragati Maidan Metro Station Building,
 New Delhi-110001, INDIA