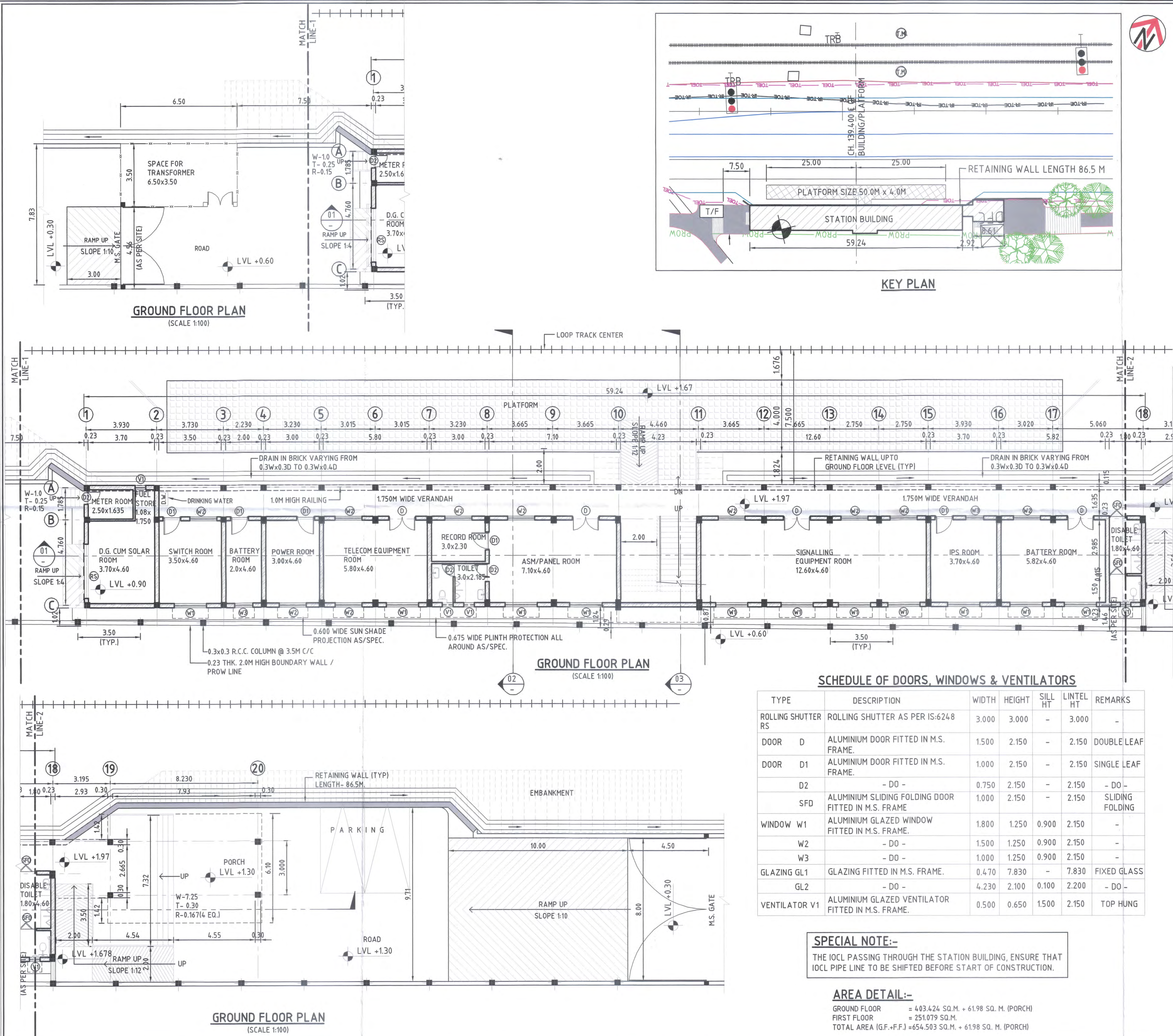


SD 738



SECTION-CP-201

LEGEND:-

NOTES:-

- ALL DIMENSIONS ARE IN METERS.
- DO NOT SCALE THE DRAWING FOLLOW WRITTEN DIMENSIONS ONLY.
- FOR LOCATION OF BUILDING BLOCK REFER SITE PLAN.
- FOR DETAILS SPECIFICATION REFER B.O.Q.
- THE CONTRACTOR/ENGINEER-IN-CHARGE ARE REQUIRED TO CO-RELATE ALL THE DRAWINGS AND ERRORS OR DISCREPANCY ARE TO BE BROUGHT TO THE NOTICE OF THE ARCHITECT BEFORE THE COMMENCEMENT OF WORK AT SITE.
- WIDTH OF VERANDAH IS 1.75M TO MAINTAINED SOD.
- FOR ALIGNMENT PLAN & PROFILE DETAIL REFER ALIGNMENT DRAWING NO. P-2-AL-0017 (REV-D).
- ALL VERTICAL DIMENSIONS SHOWN WITH RESPECT TO N.G.L. ± 0.00 .
- N.G.L. 79.564 FROM DETAIL CROSS SECTIONS MENTIONED IN SECTION-2 FOR REFERENCE.
- TOP OF PLATFORM SHALL BE AT TOP OF RAIL LEVEL.
- FINISHED FLOOR LEVEL OF GROUND FLOOR SHALL BE 300MM ABOVE PLATFORM LEVEL.

EMPLOYER :

 DEDICATED FREIGHT CORRIDOR CORPORATION OF INDIA LTD.

PROJECT :

EASTERN DEDICATED FREIGHT CORRIDOR (PACKAGE - 201)

TITLE :

NEW AHRAURA ROAD JUNCTION STATION BUILDING GROUND FLOOR PLAN

DRAWING NO.	SIZE	REV	SCALE
P2 JS AR 2 1 0 1	A1	H	1:100

REVIEWS

REV	DATE	REMARKS
E	26.09.17	REVISED AS PMC COMMENTS
F	23.11.17	REVISED AS PMCS/EDFC2/LTT/2017/05522
G	04.12.17	REVISED AS PMCS/EDFC2/LTT/2017/06505
H	24.01.18	REVISED AS PMCS/EDFC2/LTT/2018/00056

DRAWING STAGE

☒ FOR APPROVAL

☐ GOOD FOR CONSTRUCTION

PMC :

 SYSTRA - Mott MacDonald JV

CONTRACTOR :

 GIL - SIL JV

DESIGN CONSULTANT:

 STUP Consultants Pvt. Ltd.

REGISTERED OFFICE
1004-5 RAHEJA CHAMBERS,
NARIMAN POINT,
MUMBAI 400 021.

OFFICE OF ORIGIN
KOLKATA

DATE	NAME	SIGN.
DRAWN 16.10.15	HCP	
CHKD. 20.08.16		
APPD. 20.08.16	SANJIB MITRA	
SUBMITTED BY GIL-SIL JV		
DATE	NAME	SIGN.
CHKD. 25.01.16	REEPAK GUPTA	
APPD. 25.01.16	RSP SINGH	
NOC BY SYSTRA - Mott MacDonald JV		
DATE	NAME	SIGN.
CHKD. 31.01.2018	Udayan Shukla	
NOC 31.01.2018	P. AMERIKANOS	
APPROVAL BY DFCC		
DATE	NAME	SIGN.
CHKD.		
APPD.		

THIS DRAWING IS THE PROPERTY OF GIL - SIL JV IT SHOULD NOT BE USED, COPIED OR REPRODUCED WITHOUT THEIR WRITTEN PERMISSION.

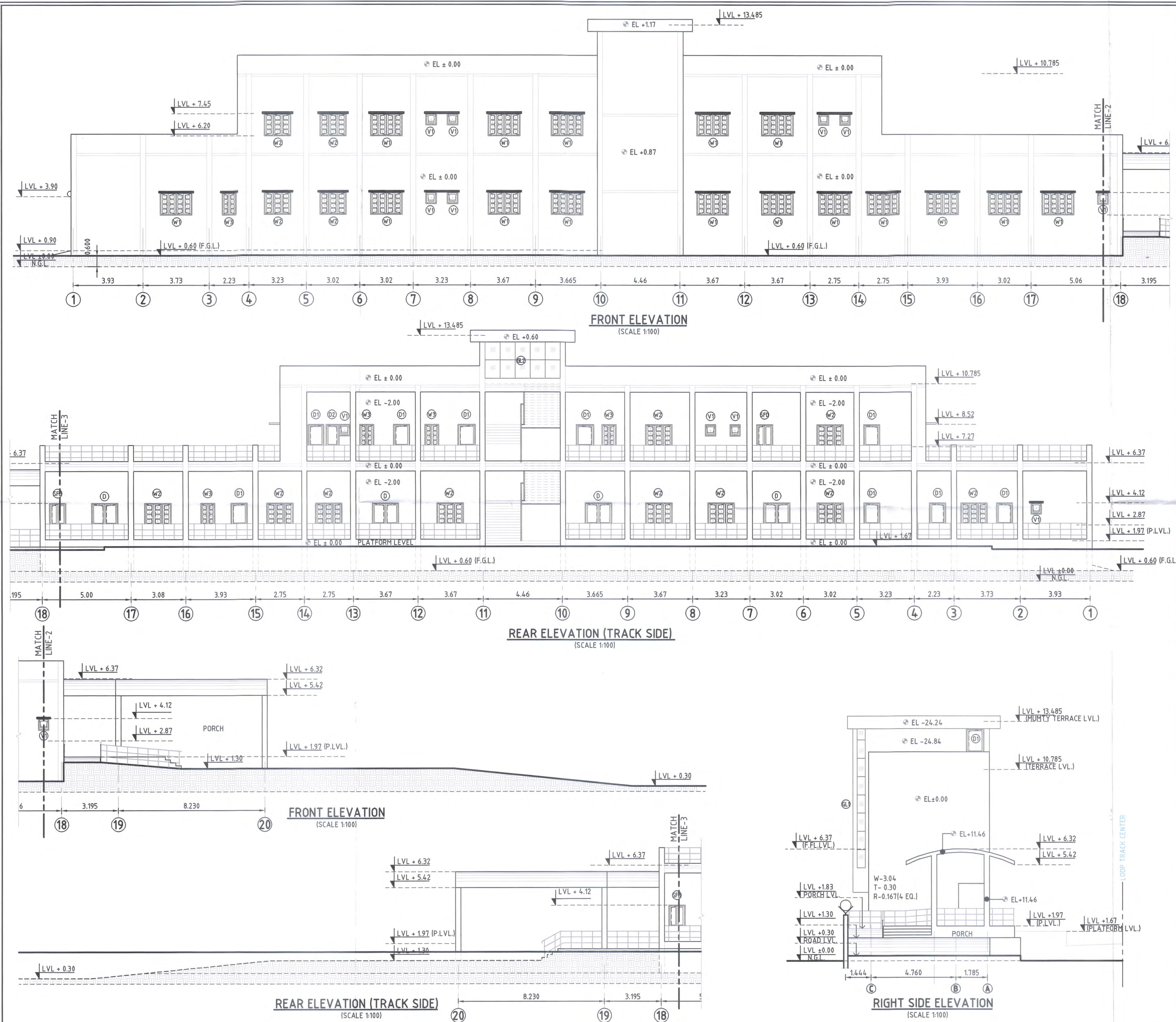
SCHEDULE OF DOORS, WINDOWS & VENTILATORS						
TYPE	DESCRIPTION	WIDTH	HEIGHT	SILL HT	LINTEL HT	REMARKS
ROLLING SHUTTER RS	ROLLING SHUTTER AS PER IS:6248	3.000	3.000	-	3.000	-
DOOR D	ALUMINIUM DOOR FITTED IN M.S. FRAME.	1.500	2.150	-	2.150	DOUBLE LEAF
DOOR D1	ALUMINIUM DOOR FITTED IN M.S. FRAME.	1.000	2.150	-	2.150	SINGLE LEAF
D2	- DO -	0.750	2.150	-	2.150	- DO -
SFD	ALUMINIUM SLIDING FOLDING DOOR FITTED IN M.S. FRAME	1.000	2.150	-	2.150	SLIDING FOLDING
WINDOW W1	ALUMINIUM GLAZED WINDOW FITTED IN M.S. FRAME.	1.800	1.250	0.900	2.150	-
W2	- DO -	1.500	1.250	0.900	2.150	-
W3	- DO -	1.000	1.250	0.900	2.150	-
GLAZING GL1	GLAZING FITTED IN M.S. FRAME.	0.470	7.830	-	7.830	FIXED GLASS
GL2	- DO -	4.230	2.100	0.100	2.200	- DO -
VENTILATOR V1	ALUMINIUM GLAZED VENTILATOR FITTED IN M.S. FRAME.	0.500	0.650	1.500	2.150	TOP HUNG

SPECIAL NOTE:-
THE IOCL PASSING THROUGH THE STATION BUILDING, ENSURE THAT IOCL PIPE LINE TO BE SHIFTED BEFORE START OF CONSTRUCTION.

AREA DETAIL:-
GROUND FLOOR = 403.424 SQ.M. + 61.98 SQ. M. (PORCH)
FIRST FLOOR = 251.079 SQ.M.
TOTAL AREA (G.F.+F.F.) = 654.503 SQ.M. + 61.98 SQ. M. (PORCH)

50738

(TYP.)



SECTION-CP-201

LEGEND:-

NOTES:-

- 1- ALL DIMENSIONS ARE IN METERS.
- 2- DO NOT SCALE THE DRAWING FOLLOW WRITTEN DIMENSIONS ONLY.
- 3- FOR LOCATION OF BUILDING BLOCK REFER SITE PLAN.
- 4- FOR DETAILS SPECIFICATION REFER B.O.Q.
- 5- THE CONTRACTOR/ENGINEER-IN-CHARGE ARE REQUIRED TO CO-RELATE ALL THE DRAWINGS AND ERRORS OR DISCREPANCY ARE TO BE BROUGHT TO THE NOTICE OF THE ARCHITECT BEFORE THE COMMENCEMENT OF WORK AT SITE.
- 6- WIDTH OF VERANDAH IS 1.75M TO MAINTAINED SOD.
- 7- FOR ALIGNMENT PLAN & PROFILE DETAIL REFER ALIGNMENT DRAWING NO P-2-AL-0017 (REV-D).
- 8- ALL VERTICAL DIMENSIONS SHOWN WITH RESPECT TO N.G.L. ± 0.00 .
- 9- N.G.L. 79.564 FROM DETAIL CROSS SECTIONS MENTIONED IN SECTION-2 FOR REFERENCE.
- 10- TOP OF PLATFORM SHALL BE AT TOP OF RAIL LEVEL.
- 11- FINISHED FLOOR LEVEL OF GROUND FLOOR SHALL BE 300MM ABOVE PLATFORM LEVEL.

EMPLOYER :



DEDICATED FREIGHT CORRIDOR CORPORATION OF INDIA LTD.

PROJECT :

EASTERN DEDICATED FREIGHT CORRIDOR (PACKAGE - 201)

TITLE :

NEW AHRAURA ROAD JUNCTION STATION BUILDING FRONT & REAR ELEVATIONS

DRAWING NO.	SIZE	REV	SCALE
P2 JS AR 2 1 0 3	A1	G	1:100

REVIEWS

REV	DATE	REMARKS
D	24.05.17	REVISED AS PMC COMMENTS
E	26.09.17	REVISED AS PMC COMMENTS
F	23.11.17	REVISED AS PMCS/EDFC2/LTT/2017/05522
G	24.01.18	REVISED AS PMCS/EDFC2/LTT/2018/00056

DRAWING STAGE

☒ FOR APPROVAL

☐ GOOD FOR CONSTRUCTION

PMC :



SYSTRA - Mott MacDonald JV

CONTRACTOR :



GIL - SIL JV

DESIGN CONSULTANT:



STUP Consultants Pvt. Ltd.

REGISTERED OFFICE
1004-5 RAHEJA CHAMBERS,
NARIMAN POINT,
MUMBAI 400 021.

OFFICE OF ORIGIN
KOLKATA

DATE	NAME	SIGN.
DRAWN 16.10.15	HCP	
CHKD. 20.08.16		
APPD. 20.08.16	SANJIB MITRA	
SUBMITTED BY GIL-SIL JV		
DATE	NAME	SIGN.
CHKD. 25.01.18	REEPAK GUPTA	
APPD. 25.01.18	RSP SINGH	
NOC BY SYSTRA - Mott MacDonald JV		
DATE	NAME	SIGN.
CHKD. 31.01.2018	Udayan Shukla	
NOC 31.01.2018	P AMERIKANOS	
APPROVAL BY DFCC		
DATE	NAME	SIGN.
CHKD.		
APPD.		

THIS DRAWING IS THE PROPERTY OF GIL - SIL JV IT SHOULD NOT BE USED, COPIED OR REPRODUCED WITHOUT THEIR WRITTEN PERMISSION.

00738

SECTION-CP-201

LEGEND:-

NOTES:-

- 1- ALL DIMENSIONS ARE IN METERS.
- 2- DO NOT SCALE THE DRAWING FOLLOW WRITTEN DIMENSIONS ONLY.
- 3- FOR LOCATION OF BUILDING BLOCK REFER SITE PLAN.
- 4- FOR DETAILS SPECIFICATION REFER B.O.Q.
- 5- THE CONTRACTOR/ENGINEER-IN-CHARGE ARE REQUIRED TO CO-RELATE ALL THE DRAWINGS AND ERRORS OR DISCREPANCY ARE TO BE BROUGHT TO THE NOTICE OF THE ARCHITECT BEFORE THE COMMENCEMENT OF WORK AT SITE.
- 6- WIDTH OF VERANDAH IS 1.75M TO MAINTAINED SOD.
- 7- FOR ALIGNMENT PLAN & PROFILE DETAIL REFER ALIGNMENT DRAWING NO P-2-AL-0017 (REV-D).
- 8- ALL VERTICAL DIMENSIONS SHOWN WITH RESPECT TO N.G.L. ± 0.00 .
- 9- N.G.L. 79.564 FROM DETAIL CROSS SECTIONS MENTIONED IN SECTION-2 FOR REFERENCE.
- 10- TOP OF PLATFORM SHALL BE AT TOP OF RAIL LEVEL.
- 11- FINISHED FLOOR LEVEL OF GROUND FLOOR SHALL BE 300MM ABOVE PLATFORM LEVEL.

EMPLOYER :



DEDICATED FREIGHT CORRIDOR CORPORATION OF INDIA LTD.

PROJECT :

EASTERN DEDICATED FREIGHT CORRIDOR (PACKAGE - 201)

TITLE :

NEW AHRAURA ROAD JUNCTION STATION BUILDING SECTION-01 & SECTION-02

DRAWING NO.	SIZE	REV	SCALE
P2 JS AR 2 1 0 4	A1	H	1:100

REVIEWS		
REV	DATE	REMARKS
E	26.09.17	REVISED AS PMC COMMENTS
F	23.11.17	REVISED AS PMCS/EDFC2/LTT/2017/05522
G	04.12.17	REVISED AS PMCS/EDFC2/LTT/2017/06505
H	24.01.18	REVISED AS PMCS/EDFC2/LTT/2018/00056

DRAWING STAGE

☒ FOR APPROVAL

☐ GOOD FOR CONSTRUCTION

PMC :



SYSTRA - Mott MacDonald JV

CONTRACTOR :



GIL - SIL JV

DESIGN CONSULTANT:



STUP Consultants Pvt. Ltd.
REGISTERED OFFICE
1004-5 RAHELA CHANDERS,
NARIMAN POINT,
MUMBAI 400 021.
OFFICE OF ORIGIN
KOLKATA

DATE	NAME	SIGN.
DRAWN 16.10.15	HCP	
CHKD. 20.08.16		
APPD. 20.08.16	SANJIB MITRA	

SUBMITTED BY GIL-SIL JV

DATE	NAME	SIGN.
CHKD. 25.01.18	REEPAK GUPTA	
APPD. 25.01.18	RSP SINGH	

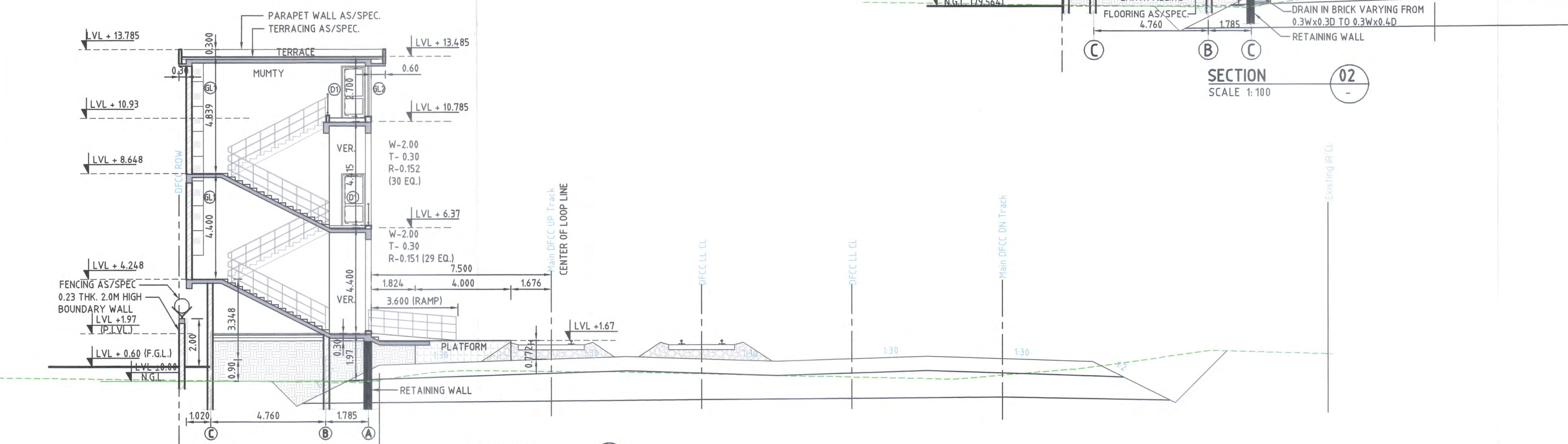
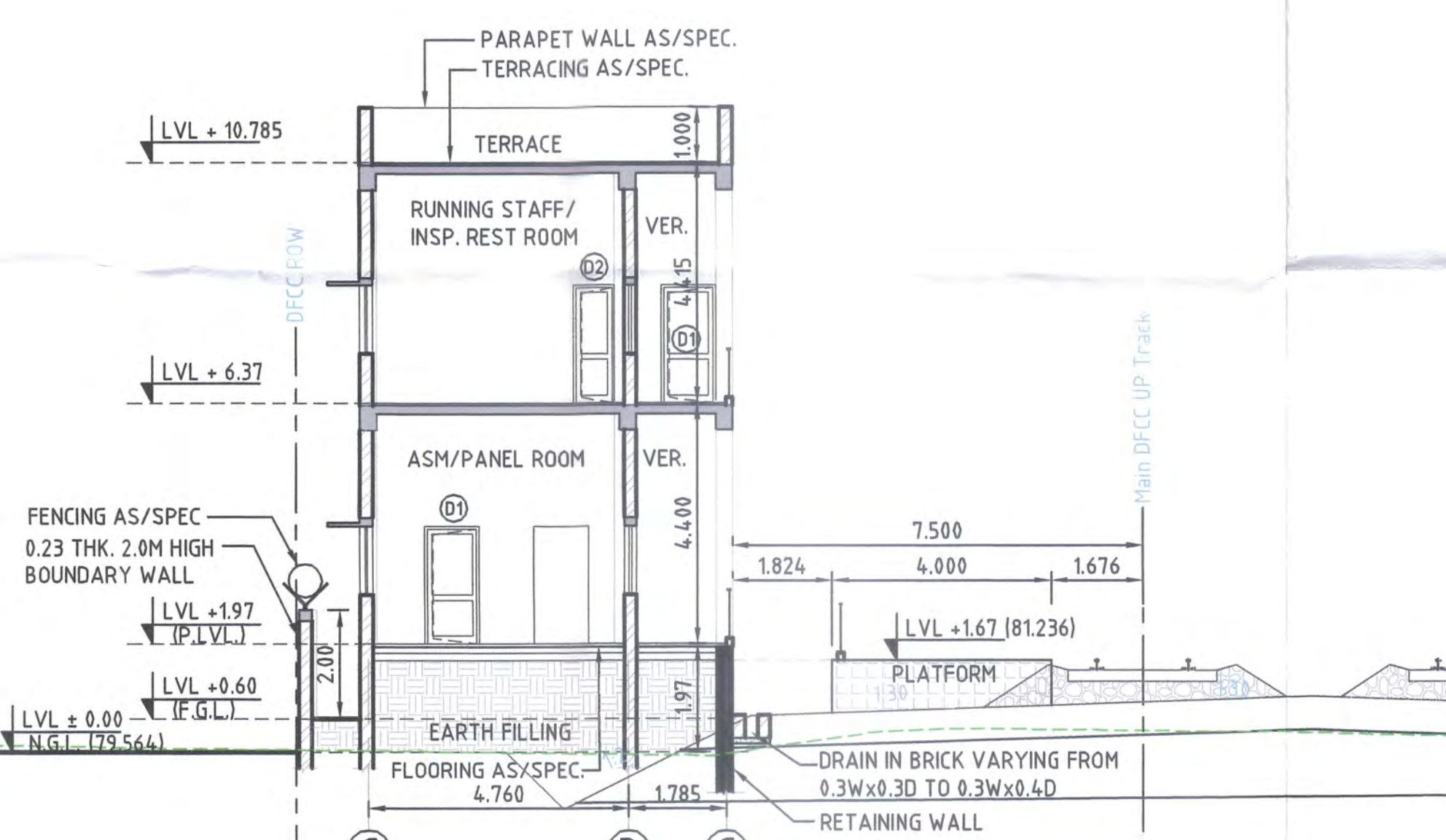
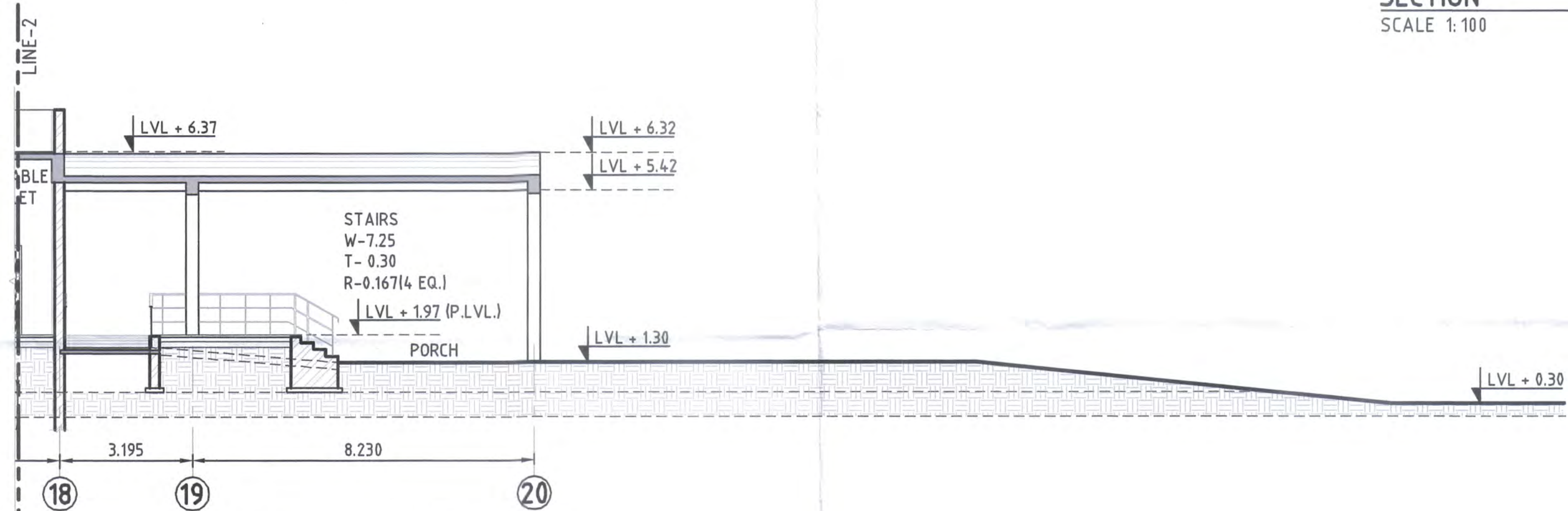
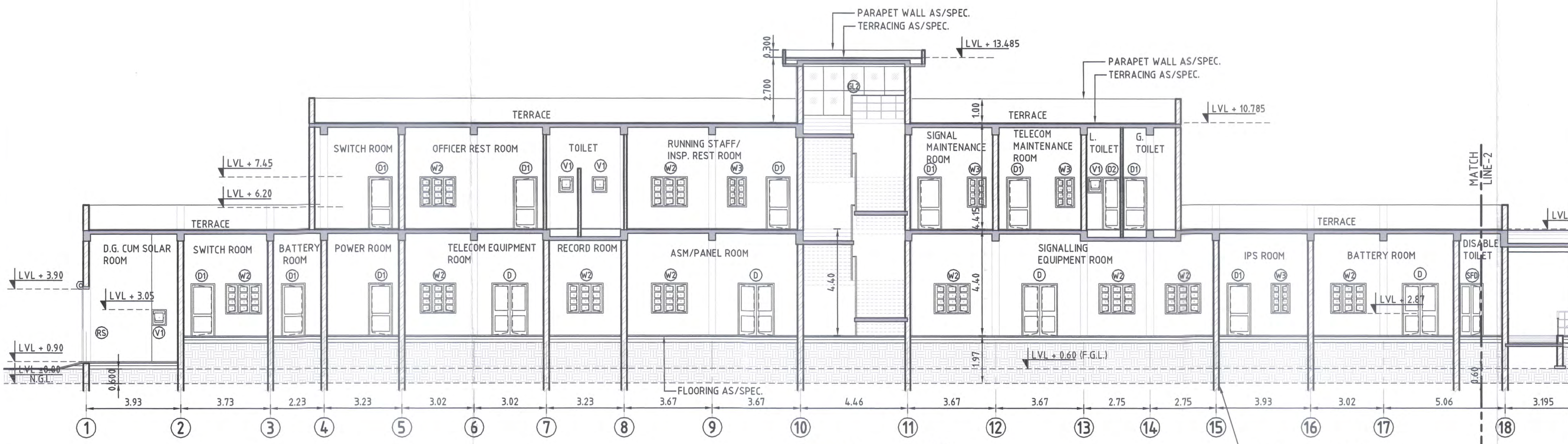
NOC BY SYSTRA - Mott MacDonald JV

DATE	NAME	SIGN.
CHKD. 31.01.2018	Udayan Shukla	
NOC 31.01.2018	P. AMERIKANOS	

APPROVAL BY DFCC

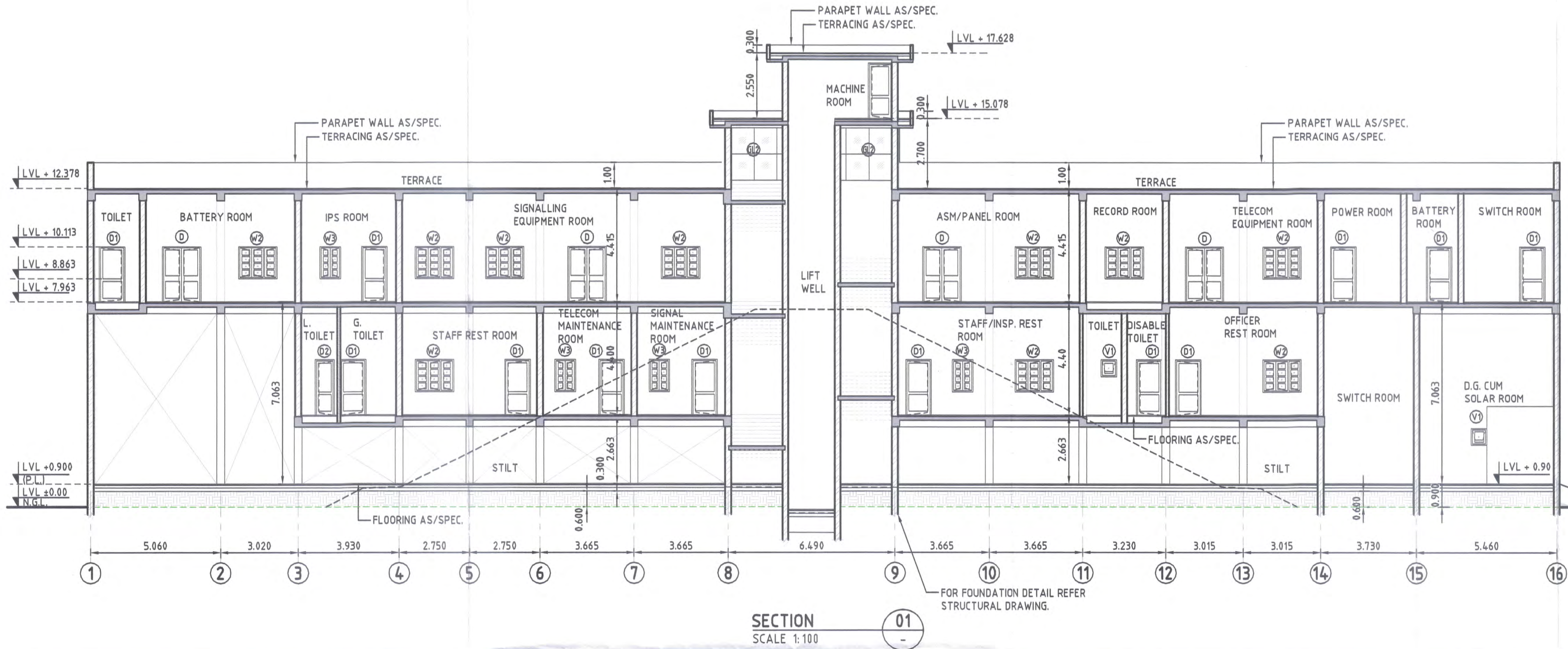
DATE	NAME	SIGN.
CHKD.		
APPD.		

THIS DRAWING IS THE PROPERTY OF GIL - SIL JV IT SHOULD NOT BE USED, COPIED OR REPRODUCED WITHOUT THEIR WRITTEN PERMISSION.



05162

SECTION-CP-201



LEGEND:-

NOTES:-

- 1- ALL DIMENSIONS ARE IN METERS.
- 2- DO NOT SCALE THE DRAWING FOLLOW WRITTEN DIMENSIONS ONLY.
- 3- THIS DRAWING SHALL BE READ IN CONJUNCTION WITH RELEVANT FLOOR PLANS.
- 4- FOR DETAILS SPECIFICATION REFER B.O.Q.
- 5- THE CONTRACTOR/ENGINEER-IN-CHARGE ARE REQUIRED TO CO-RELATE ALL THE DRAWINGS AND ERRORS OR DISCREPANCY ARE TO BE BROUGHT TO THE NOTICE OF THE ARCHITECT BEFORE THE COMMENCEMENT OF WORK AT SITE.
- 6- FINISHED FLOOR LEVEL OF FIRST FLOOR SHALL BE 300MM ABOVE RAIL LEVEL.

EMPLOYER :



DEDICATED FREIGHT CORRIDOR CORPORATION OF INDIA LTD.

PROJECT :

EASTERN DEDICATED FREIGHT CORRIDOR (PACKAGE - 201)

TITLE :

NEW KARCHANA JUNCTION STATION BUILDING
SECTION -01 & SECTION -02

DRAWING NO.	SIZE	REV	SCALE
P2 JS AR 6 1 0 5	A1	F	1:100

REVIEWS

REV	DATE	REMARKS
C	01.05.17	REVISED AS PER PMC COMMENTS
D	03.07.17	REVISED AS PER PMC COMMENTS
E	23.08.17	REVISED AS PMCS/EDFC2/LT/2017/04218
F	14.09.17	REVISED AS PMCS/EDFC2/LT/2017/04787

DRAWING STAGE

- ☒ FOR APPROVAL
☐ GOOD FOR CONSTRUCTION

APPROVED
As Preliminary GAD

PMC :



SYSTRA - Mott MacDonald JV

CONTRACTOR :



GIL - SIL JV

DESIGN CONSULTANT:

DESIGN CONSULTANT:

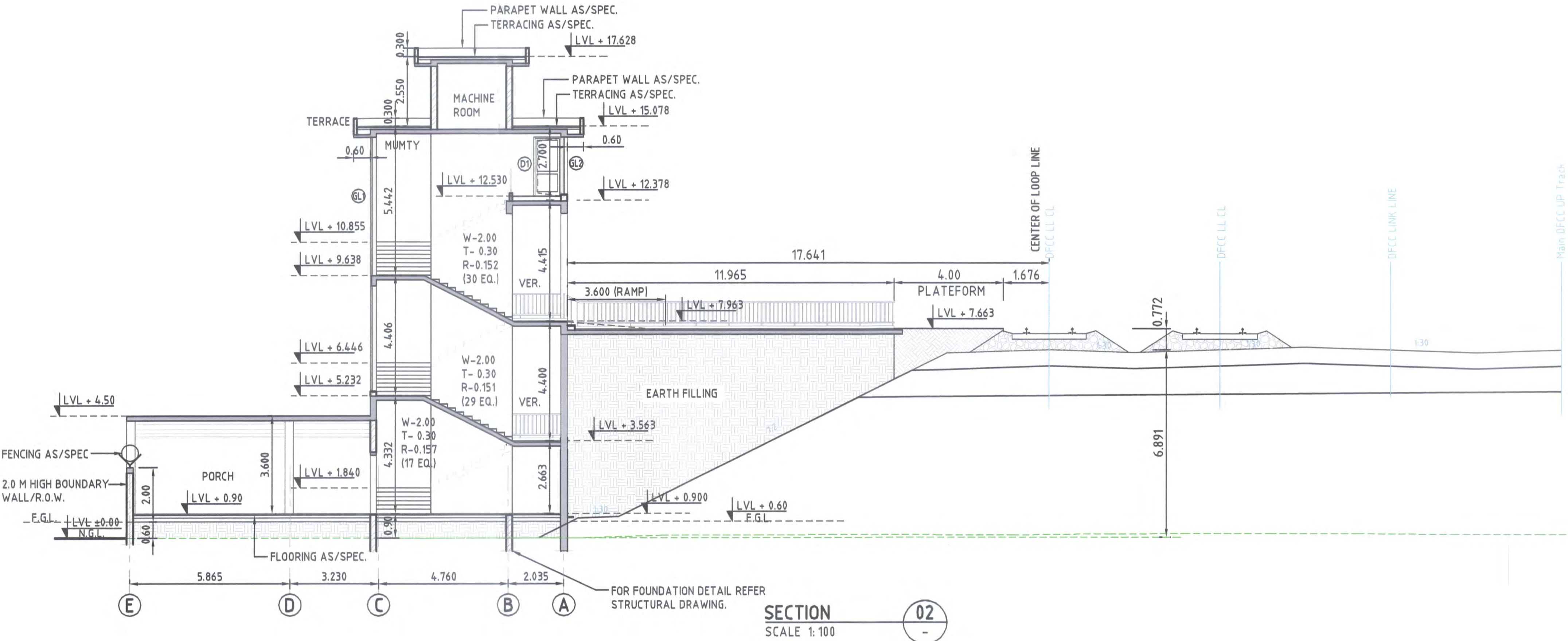
STUP Consultants Pvt. Ltd.

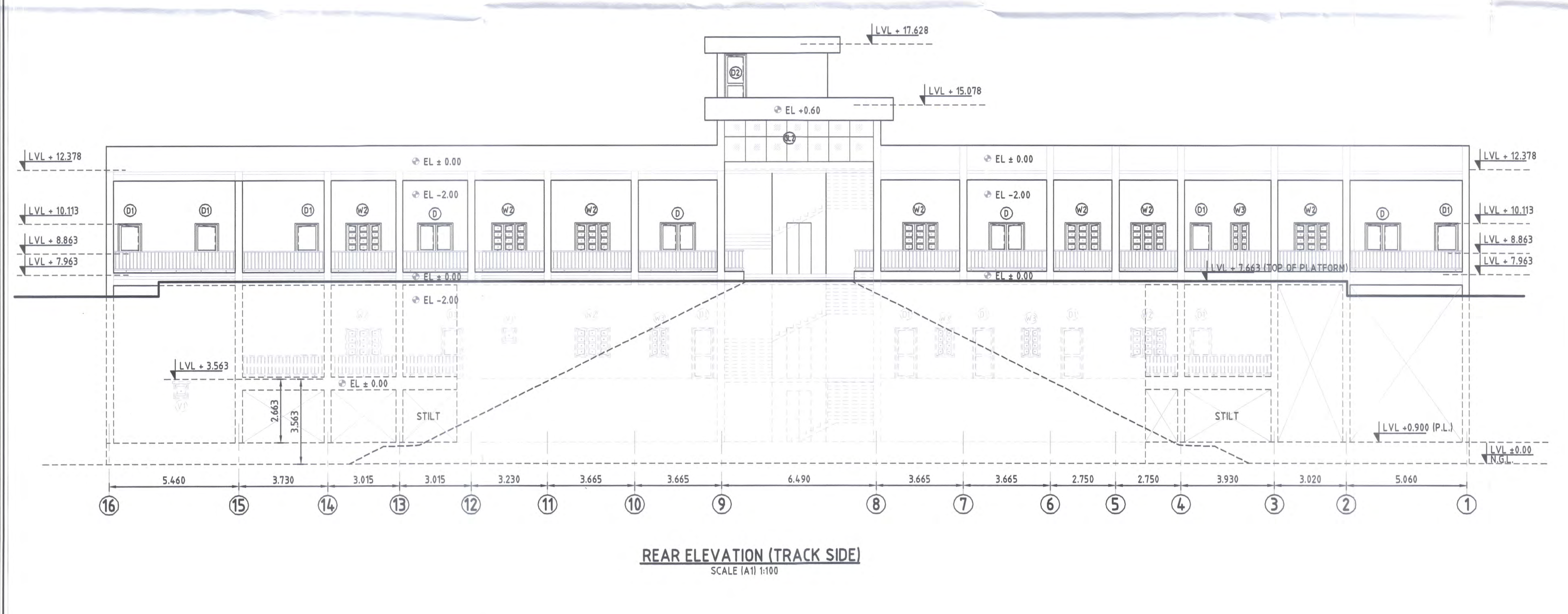
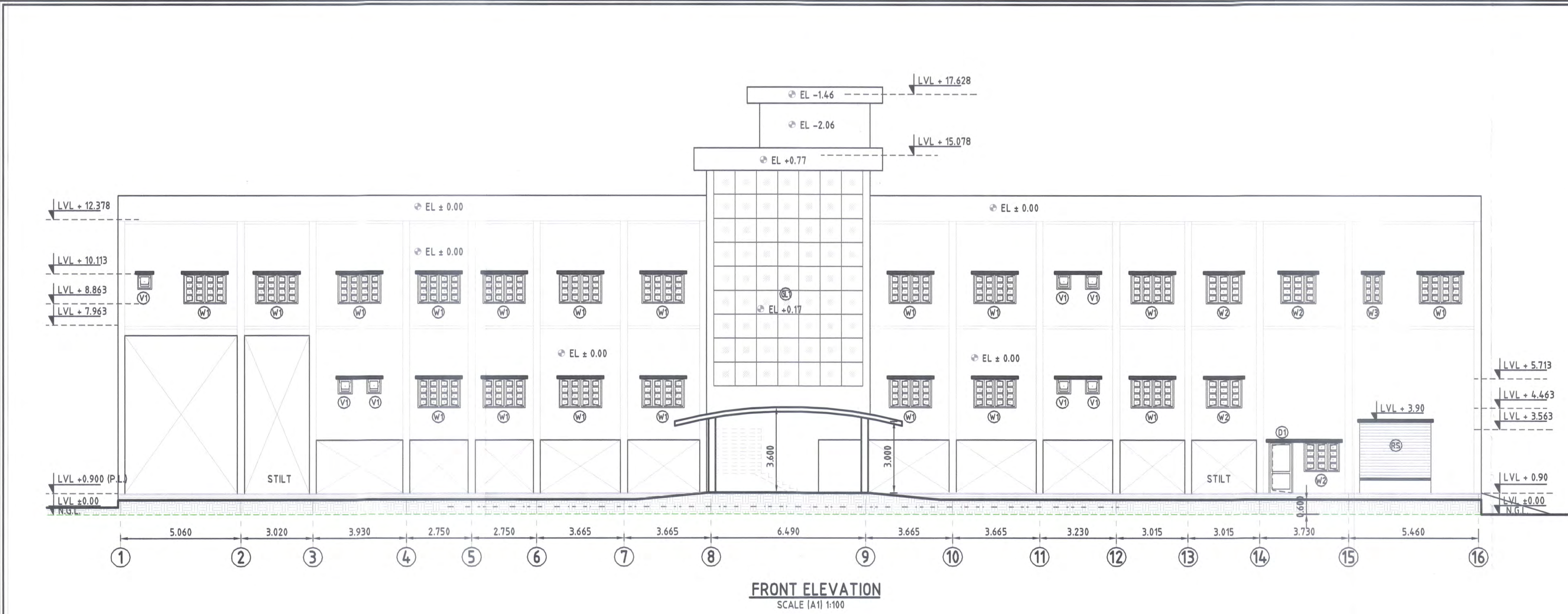
REGISTERED OFFICE :
1004-5 RAHEJA CHAMBERS,
NARIMAN POINT,
MUMBAI 400 021.

OFFICE OF ORIGIN
KOLKATA

DATE	NAME	SIGN.
DRAWN 16.10.15	HCP	
CHKD. 20.10.15	RP	
APPD. 20.10.15	SANJIB MITRA	
SUBMITTED BY GIL-SIL JV		
DATE	NAME	SIGN.
CHKD. 21-09-12	REEPAK GUPTA	
APPD. 21-09-12	RSP Singh	
NOC BY SYSTRA - Mott MacDonald JV		
DATE	NAME	SIGN.
CHKD. 22-09-2012	Pawan Kumar	
NOC 22-09-2012	P. Amerikano	
APPROVAL BY DFCC		
DATE	NAME	SIGN.
CHKD.		
APPD.		

THIS DRAWING IS THE PROPERTY OF GIL - SIL JV IT SHOULD NOT BE USED, COPIED OR REPRODUCED WITHOUT THEIR WRITTEN PERMISSION.





SECTION-CP-201

LEGEND:-

NOTES:-

- 1- ALL DIMENSIONS ARE IN METERS.
- 2- DO NOT SCALE THE DRAWING FOLLOW WRITTEN DIMENSIONS ONLY.
- 3- THIS DRAWING SHALL BE READ IN CONJUNCTION WITH RELEVANT FLOOR PLANS.
- 4- FOR DETAILS SPECIFICATION REFER B.O.Q.
- 5- THE CONTRACTOR/ENGINEER-IN-CHARGE ARE REQUIRED TO CO-RELATE ALL THE DRAWINGS AND ERRORS OR DISCREPANCY ARE TO BE BROUGHT TO THE NOTICE OF THE ARCHITECT BEFORE THE COMMENCEMENT OF WORK AT SITE.
- 6- FINISHED FLOOR LEVEL OF FIRST FLOOR SHALL BE 300MM ABOVE RAIL LEVEL.

EMPLOYER :

DEDICATED FREIGHT CORRIDOR CORPORATION OF INDIA LTD.

PROJECT :EASTERN DEDICATED FREIGHT CORRIDOR (PACKAGE - 201)

TITLE :NEW KARCHANA JUNCTION STATION BUILDING FRONT & REAR ELEVATIONS

DRAWING NO.	SIZE	REV	SCALE
P2 JS AR 6 1 0 4	A1	F	1:100

REVIEWS

REV	DATE	REMARKS
C	01.05.17	REVISED AS PER PMC COMMENTS
D	03.07.17	REVISED AS PER PMC COMMENTS
E	23.08.17	REVISED AS PMCS/EDFC2/LTT/2017/04218
F	14.09.17	REVISED AS PMCS/EDFC2/LTT/2017/04787

DRAWING STAGE

☒ FOR APPROVAL

☐ GOOD FOR CONSTRUCTION

PMC :

SYSTRA - Mott MacDonald JV

CONTRACTOR :

GIL - SIL JV

DESIGN CONSULTANT:

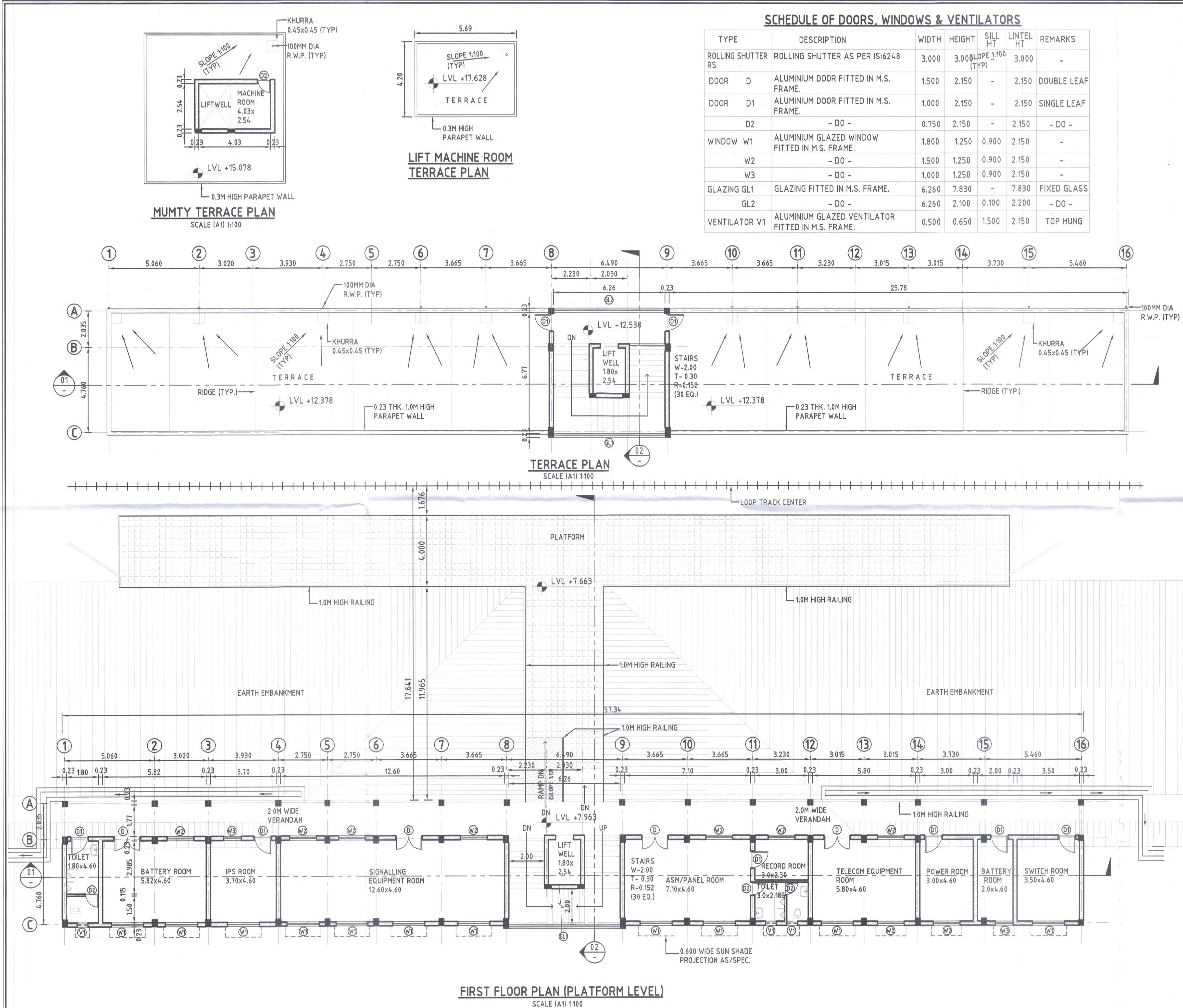
STUP Consultants Pvt. Ltd.

REGISTERED OFFICE: 1004-3 RAHEJA CHAMBERS, MARUMAN POINT, MUMBAI 400 021.

OFFICE OF ORIGIN: KOLKATA

DATE	NAME	SIGN.
DRAWN 16.10.15	HCP	
CHKD. 20.10.15	PC MOHAN	
APPD. 20.10.15	SANJIB MITRA	
SUBMITTED BY GIL-SIL JV		
DATE	NAME	SIGN.
CHKD. 21-09-12	REEPAK GUPTA	
APPD. 21-09-12	RSP Singh	
NOC BY SYSTRA - Mott MacDonald JV		
DATE	NAME	SIGN.
CHKD. 22-07-2012	Pawan Kumar	
NOC 22-07-2012	P. Amerikatos	
APPROVAL BY DFCC		
DATE	NAME	SIGN.
CHKD.		
APPD.		

THIS DRAWING IS THE PROPERTY OF GIL - SIL JV IT SHOULD NOT BE USED, COPIED OR REPRODUCED WITHOUT THEIR WRITTEN PERMISSION.



SCHEDULE OF DOORS, WINDOWS & VENTILATORS						
TYPE	DESCRIPTION	WIDTH	HEIGHT	SILL HT	LINTEL HT	REMARKS
ROLLING SHUTTER RS	ROLLING SHUTTER AS PER IS:6248	3.000	3.000	SLOPE 1:100 (TYP)	3.000	-
DOOR D	ALUMINIUM DOOR FITTED IN M.S. FRAME.	1.500	2.150	-	2.150	DOUBLE LEAF
DOOR D1	ALUMINIUM DOOR FITTED IN M.S. FRAME.	1.000	2.150	-	2.150	SINGLE LEAF
D2	- DO -	0.750	2.150	-	2.150	- DO -
WINDOW W1	ALUMINIUM GLAZED WINDOW FITTED IN M.S. FRAME.	1.800	1.250	0.900	2.150	-
W2	- DO -	1.500	1.250	0.900	2.150	-
W3	- DO -	1.000	1.250	0.900	2.150	-
GLAZING GL1	GLAZING FITTED IN M.S. FRAME.	6.260	7.830	-	7.830	FIXED GLASS
GL2	- DO -	6.260	2.100	0.100	2.200	- DO -
VENTILATOR V1	ALUMINIUM GLAZED VENTILATOR FITTED IN M.S. FRAME.	0.500	0.650	1.500	2.150	TOP HUNG

SECTION-CP-201

LEGEND:-

NOTES:-
1- ALL DIMENSIONS ARE IN METERS.
2- DO NOT SCALE THE DRAWING FOLLOW WRITTEN DIMENSIONS ONLY.
3- FOR LOCATION OF BUILDING BLOCK REFER SITE PLAN.
4- FOR DETAILS SPECIFICATION REFER B.O.Q.
5- THE CONTRACTOR/ENGINEER-IN-CHARGE ARE REQUIRED TO CO-RELATE ALL THE DRAWINGS AND ERRORS OR DISCREPANCY ARE TO BE BROUGHT TO THE NOTICE OF THE ARCHITECT BEFORE THE COMMENCEMENT OF WORK AT SITE.
6- FINISHED FLOOR LEVEL OF FIRST FLOOR SHALL BE 300MM ABOVE RAIL LEVEL.

EMPLOYER :
 DEDICATED FREIGHT CORRIDOR CORPORATION OF INDIA LTD.

PROJECT :
EASTERN DEDICATED FREIGHT CORRIDOR (PACKAGE - 201)

TITLE :
NEW KARCHANA JUNCTION STATION BUILDING
FIRST FLOOR & TERRACE PLAN

DRAWING NO. SIZE REV SCALE
P2 JS AR 6 1 0 3 A1 F 1:100

REVIEWS
REV DATE REMARKS
C 01.05.17 REVISED AS PER PMC COMMENTS
D 03.07.17 REVISED AS PER PMC COMMENTS
E 23.08.17 REVISED AS PMCS/EDFC2/LTT/2017/04218
F 14.09.17 REVISED AS PMCS/EDFC2/LTT/2017/04787

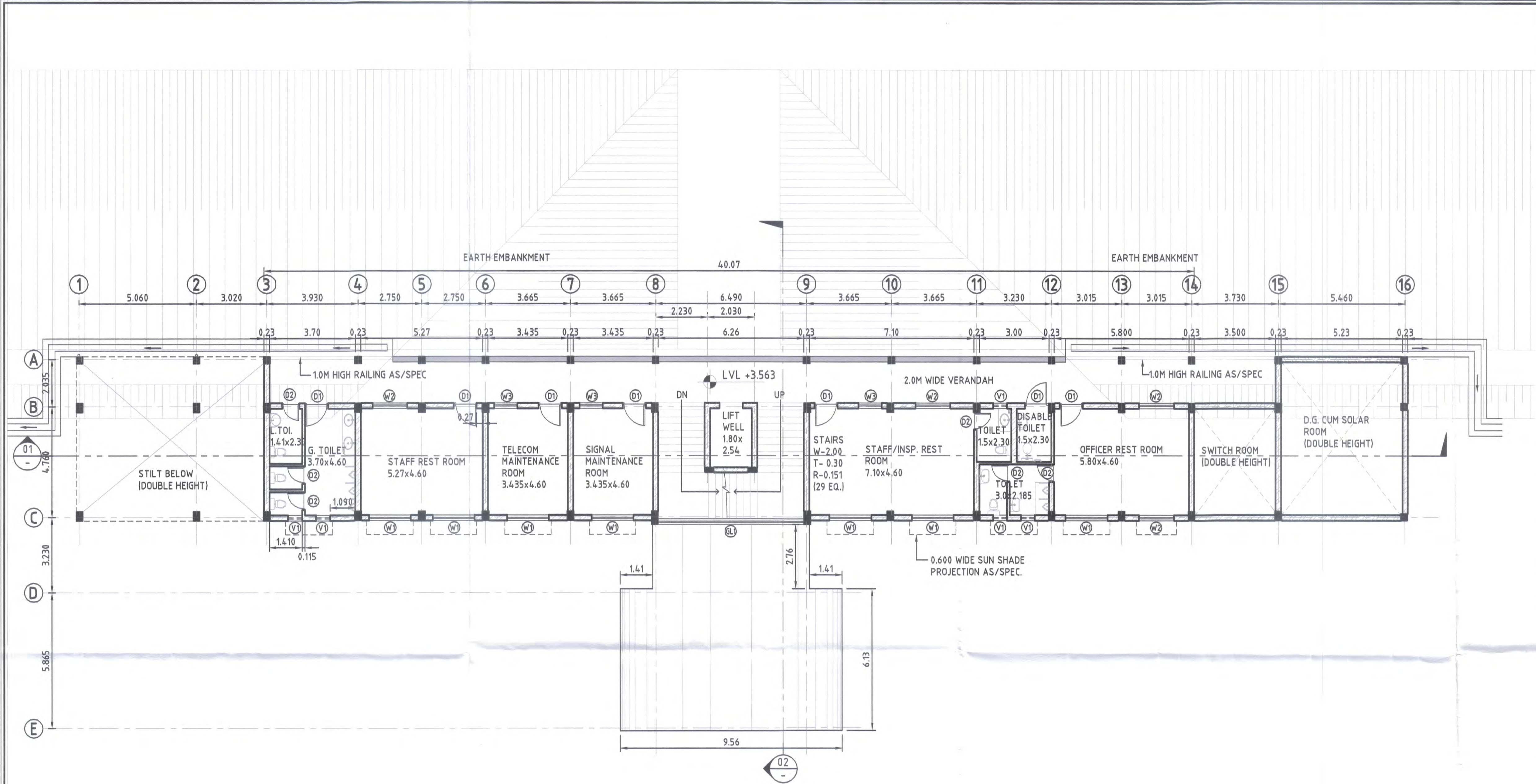
DRAWING STAGE
☒ FOR APPROVAL
☐ GOOD FOR CONSTRUCTION
PMC :
 SYSTRA - Mott MacDonald JV

CONTRACTOR :
 GIL - SIL JV

DESIGN CONSULTANT:
 STUP Consultants Pvt. Ltd.
BANGALORE OFFICE: 1004-5 RAHEJA CHAMBERS, NARIMAN POINT, MUMBAI 400 021.
OFFICE OF ORIGIN: KOLKATA

DATE	NAME	SIGN.
DRAWN 16.10.15	HCP	
CHKD. 20.10.15	PC MOHAN	
APPD. 20.10.15	SANJIB MITRA	
SUBMITTED BY	GIL-SIL JV	
DATE	NAME	SIGN.
CHKD. 21-09-12	REEPAK GUPTA	
APPD. 21-09-12	RSP Singh	
NOC BY	SYSTRA - Mott MacDonald JV	
DATE	NAME	SIGN.
CHKD. 22-09-2017	Pawan Kumar	
NOC 22-09-2017	P. Anurag	
APPROVAL BY	DFCC	
DATE	NAME	SIGN.
CHKD.		
APPD.		

THIS DRAWING IS THE PROPERTY OF GIL - SIL JV IT SHOULD NOT BE USED, COPIED OR REPRODUCED WITHOUT THEIR WRITTEN PERMISSION.



UPPER GROUND FLOOR PLAN
SCALE (A1) 1:100

SCHEDULE OF DOORS, WINDOWS & VENTILATORS

TYPE	DESCRIPTION	WIDTH	HEIGHT	SILL HT	LINTEL HT	REMARKS
ROLLING SHUTTER RS	ROLLING SHUTTER AS PER IS:6248	3.000	3.000	-	3.000	-
DOOR D	ALUMINIUM DOOR FITTED IN M.S. FRAME.	1.500	2.150	-	2.150	DOUBLE LEAF
DOOR D1	ALUMINIUM DOOR FITTED IN M.S. FRAME.	1.000	2.150	-	2.150	SINGLE LEAF
DOOR D2	- DO -	0.750	2.150	-	2.150	- DO -
WINDOW W1	ALUMINIUM GLAZED WINDOW FITTED IN M.S. FRAME.	1.800	1.250	0.900	2.150	-
WINDOW W2	- DO -	1.500	1.250	0.900	2.150	-
WINDOW W3	- DO -	1.000	1.250	0.900	2.150	-
GLAZING GL1	GLAZING FITTED IN M.S. FRAME.	6.260	8.765	0.100	8.865	FIXED GLASS
GLAZING GL2	- DO -	6.260	2.100	0.100	2.200	- DO -
VENTILATOR V1	ALUMINIUM GLAZED VENTILATOR FITTED IN M.S. FRAME.	0.500	0.650	1.500	2.150	TOP HUNG

SECTION-CP-201

LEGEND:-

NOTES:-
1- ALL DIMENSIONS ARE IN METERS.
2- DO NOT SCALE THE DRAWING FOLLOW WRITTEN DIMENSIONS ONLY.
3- FOR LOCATION OF BUILDING BLOCK REFER SITE PLAN.
4- FOR DETAILS SPECIFICATION REFER B.O.Q.
5- THE CONTRACTOR/ENGINEER-IN-CHARGE ARE REQUIRED TO CO-RELATE ALL THE DRAWINGS AND ERRORS OR DISCREPANCY ARE TO BE BROUGHT TO THE NOTICE OF THE ARCHITECT BEFORE THE COMMENCEMENT OF WORK AT SITE.
6- FINISHED FLOOR LEVEL OF FIRST FLOOR SHALL BE 300MM ABOVE RAIL LEVEL.

EMPLOYER :
 DEDICATED FREIGHT CORRIDOR CORPORATION OF INDIA LTD.

PROJECT :
EASTERN DEDICATED FREIGHT CORRIDOR (PACKAGE - 201)

TITLE :
NEW KARCHANA JUNCTION STATION BUILDING
UPPER GROUND FLOOR PLAN

DRAWING NO. P2 JS AR 6 1 0 2 SIZE A1 REV F SCALE 1:100

REVIEWS
REV DATE REMARKS
C 01.05.17 REVISED AS PER PMC COMMENTS
D 03.07.17 REVISED AS PER PMC COMMENTS
E 23.08.17 REVISED AS PMCS/EDFC2/LT/2017/04218
F 14.09.17 REVISED AS PMCS/EDFC2/LT/2017/04787

DRAWING STAGE
☒ FOR APPROVAL APPROVED
☐ GOOD FOR CONSTRUCTION As Preliminary GAD

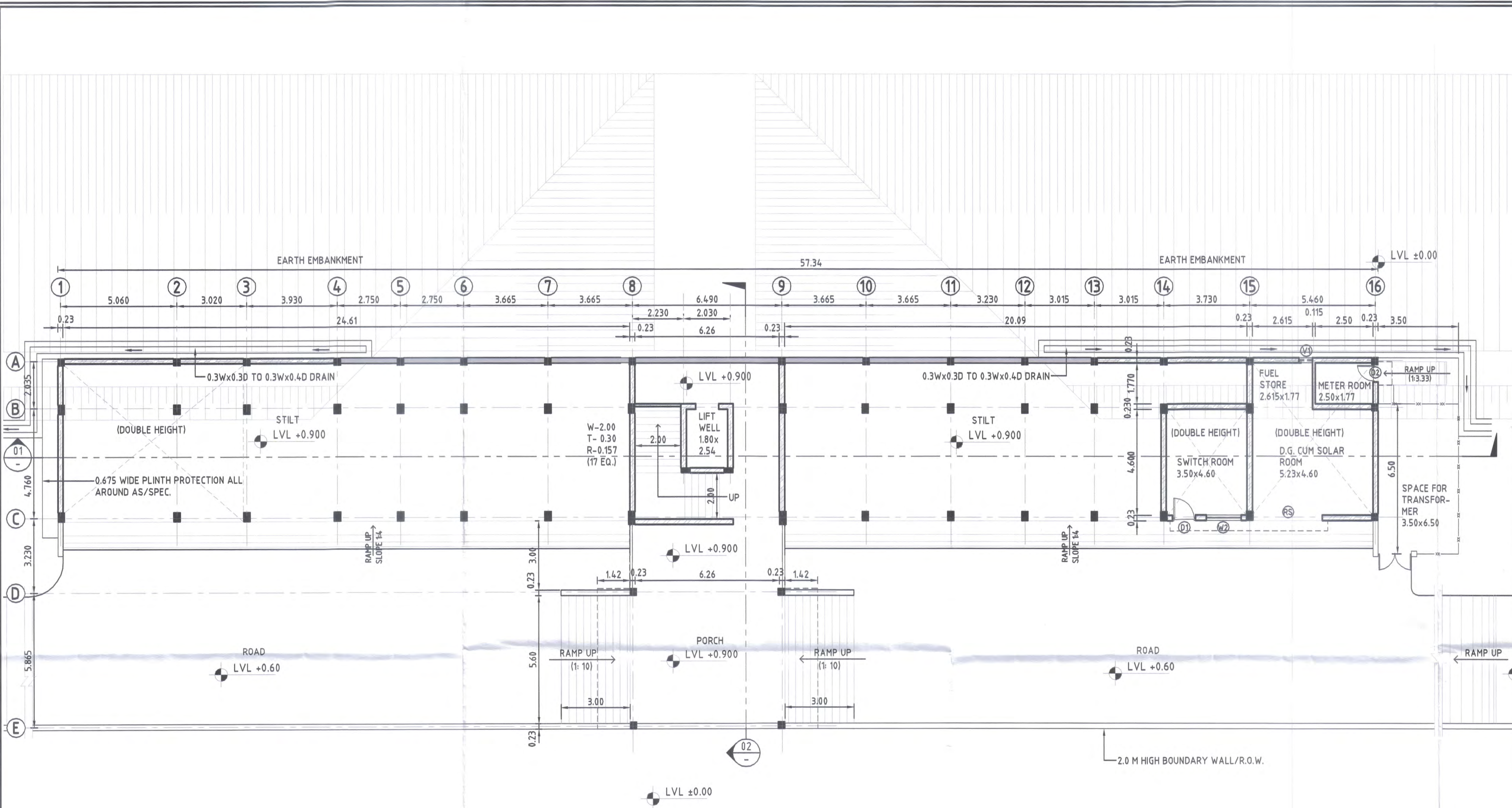
PMC :
 SYSTRA - Mott MacDonald JV

CONTRACTOR :
 GIL - SIL JV

DESIGN CONSULTANT:
 STUP Consultants Pvt. Ltd.
REGISTERED OFFICE : 1004-5 RAHEJA CHAMBERS, NARIMAN POINT, MUMBAI 400 021. OFFICE OF ORIGIN KOLKATA

DRAWN 16.10.15 HCP
CHKD. 20.10.15 P. C. MOHMAN
APPD. 20.10.15 SANJIB MITRA
SUBMITTED BY GIL-SIL JV
DATE NAME SIGN
16.10.15 HCP
20.10.15 P. C. MOHMAN
20.10.15 SANJIB MITRA
NO. BY SYSTRA - Mott MacDonald JV
DATE NAME SIGN
22-09-2017 Pawan Kumar
22-09-2017 P. Amerkanes
APPROVAL BY DFCC
DATE NAME SIGN
CHKD.
APPD.

THIS DRAWING IS THE PROPERTY OF GIL - SIL JV IT SHOULD NOT BE USED, COPIED OR REPRODUCED WITHOUT THEIR WRITTEN PERMISSION.



LOWER GROUND FLOOR PLAN
SCALE (A1) 1:100

SCHEDULE OF DOORS, WINDOWS & VENTILATORS

TYPE	DESCRIPTION	WIDTH	HEIGHT	SILL HT	LINTEL HT	REMARKS
ROLLING SHUTTER RS	ROLLING SHUTTER AS PER IS:6248	3.000	3.000	-	3.000	-
DOOR D	ALUMINIUM DOOR FITTED IN M.S. FRAME.	1.500	2.150	-	2.150	DOUBLE LEAF
DOOR D1	ALUMINIUM DOOR FITTED IN M.S. FRAME.	1.000	2.150	-	2.150	SINGLE LEAF
DOOR D2	- DO -	0.750	2.150	-	2.150	- DO -
WINDOW W1	ALUMINIUM GLAZED WINDOW FITTED IN M.S. FRAME.	1.800	1.250	0.900	2.150	-
WINDOW W2	- DO -	1.500	1.250	0.900	2.150	-
WINDOW W3	- DO -	1.000	1.250	0.900	2.150	-
GLAZING GL1	GLAZING FITTED IN M.S. FRAME.	6.260	8.765	0.100	8.865	FIXED GLASS
GLAZING GL2	- DO -	6.260	2.100	0.100	2.200	- DO -
VENTILATOR V1	ALUMINIUM GLAZED VENTILATOR FITTED IN M.S. FRAME.	0.500	0.650	1.500	2.150	TOP HUNG

AREA DETAIL:-

LOWER GROUND FLOOR = 107.631 SQ.M. + 77.15 SQ. M. (PORCH)
UPPER GROUND FLOOR = 292.456 SQ.M.
FIRST FLOOR = 405.975 SQ.M.
TOTAL AREA (L.G.F.+U.G.F.+F.F.)=806.062 SQ.M. + 77.15 SQ. M. (PORCH)

SECTION-CP-201

LEGEND:-

NOTES:-

- 1- ALL DIMENSIONS ARE IN METERS.
- 2- DO NOT SCALE THE DRAWING FOLLOW WRITTEN DIMENSIONS ONLY.
- 3- FOR LOCATION OF BUILDING BLOCK REFER SITE PLAN.
- 4- FOR DETAILS SPECIFICATION REFER B.O.Q.
- 5- THE CONTRACTOR/ENGINEER-IN-CHARGE ARE REQUIRED TO CO-RELATE ALL THE DRAWINGS AND ERRORS OR DISCREPANCY ARE TO BE BROUGHT TO THE NOTICE OF THE ARCHITECT BEFORE THE COMMENCEMENT OF WORK AT SITE.
- 6- FINISHED FLOOR LEVEL OF FIRST FLOOR SHALL BE 300MM ABOVE RAIL LEVEL.

EMPLOYER :



DEDICATED FREIGHT CORRIDOR
CORPORATION OF INDIA LTD.

PROJECT :

EASTERN DEDICATED FREIGHT
CORRIDOR (PACKAGE - 201)

TITLE :

NEW KARCHANA
JUNCTION STATION BUILDING
LOWER GROUND FLOOR PLAN

DRAWING NO.	SIZE	REV	SCALE
P2 JS AR 6 1 0 1	A1	F	1:100

REVIEWS

REV	DATE	REMARKS
C	01.05.17	REVISED AS PER PMC COMMENTS
D	03.07.17	REVISED AS PER PMC COMMENTS
E	23.08.17	REVISED AS PMCS/EDFC2/LTT/2017/04218
F	14.09.17	REVISED AS PMCS/EDFC2/LTT/2017/04787

DRAWING STAGE

☒ FOR APPROVAL

☐ GOOD FOR CONSTRUCTION

APPROVED
As Preliminary GAD

PMC :



SYSTRA - Mott
MacDonald JV

CONTRACTOR :



GIL - SIL JV

DESIGN CONSULTANT:



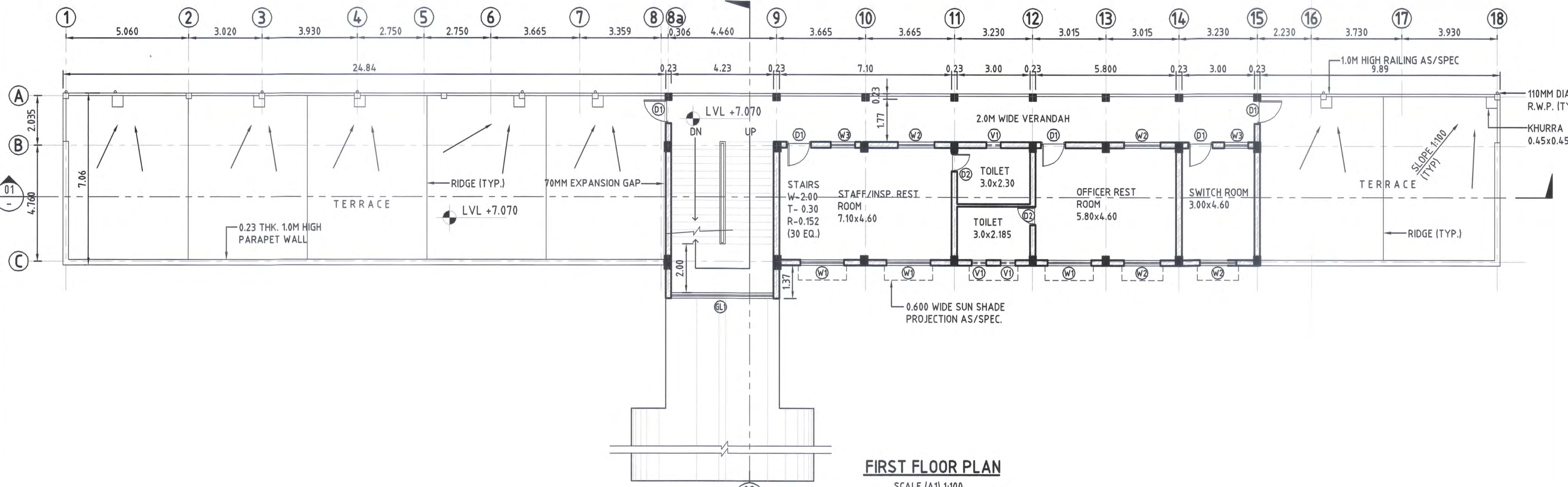
STUP Consultants Pvt. Ltd.

REGISTERED OFFICE :
1004-S RAHEJA CHAMBERS,
NARIMAN POINT,
MUMBAI 400 021.

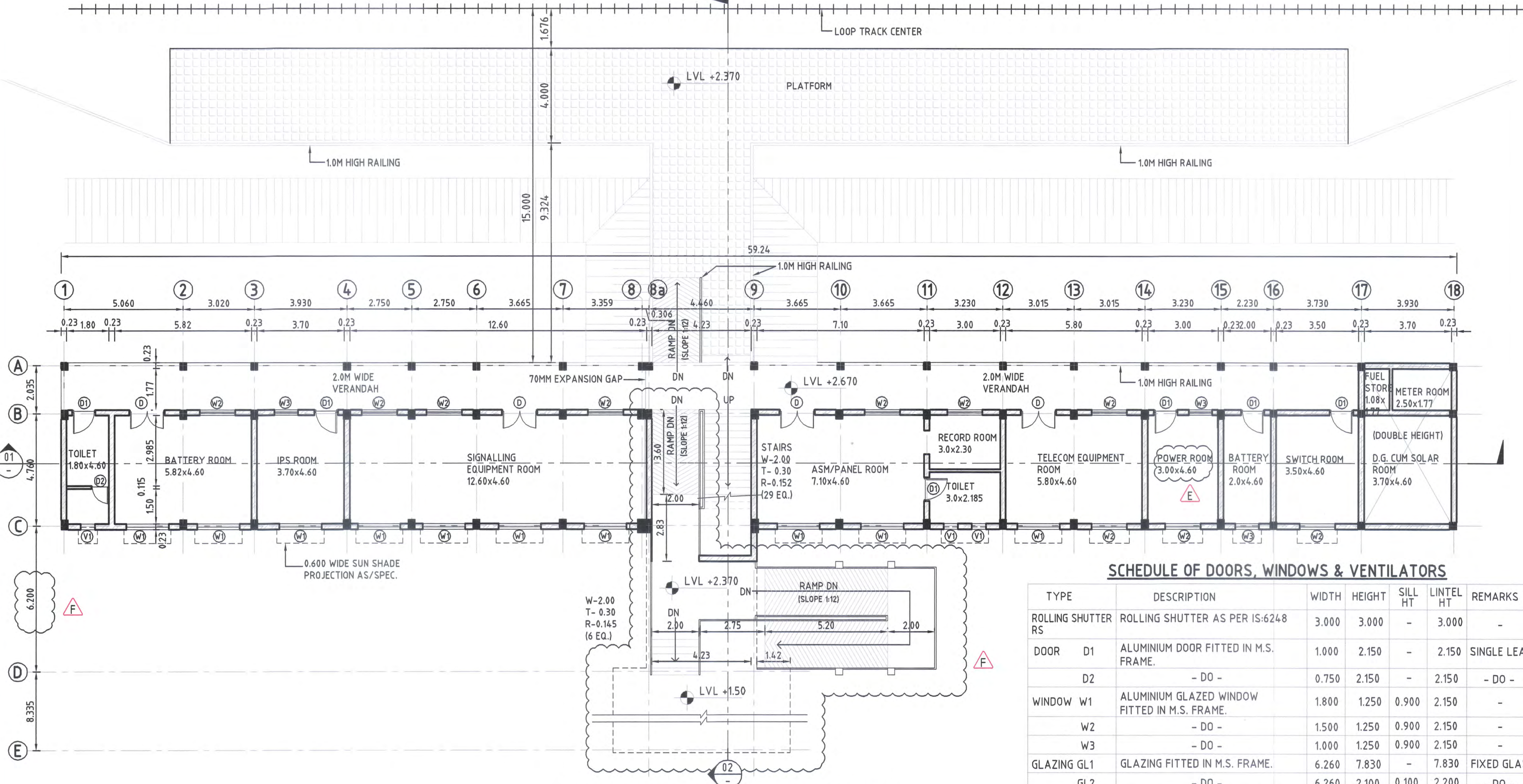
OFFICE OF ORIGIN
KOLKATA

DATE	NAME	SIGN.
DRAWN 16.10.15	HCP	
CHKD. 20.10.15	P.C. MOHAN	
APPD. 20.10.15	SANJIB MITRA	
SUBMITTED BY GIL-SIL JV		
DATE	NAME	SIGN.
CHKD. 21-09-17	REEPAK GUPTA	
APPD. 21-09-17	Rsp Singh	
NOC BY SYSTRA - Mott MacDonald JV		
DATE	NAME	SIGN.
CHKD. 22-09-2017	Pawan Kumar	
NOC 22-09-2017	P. Anurikant	
APPROVAL BY DFCC		
DATE	NAME	SIGN.
CHKD.		
APPD.		

THIS DRAWING IS THE PROPERTY OF GIL - SIL JV IT SHOULD NOT BE USED, COPIED OR REPRODUCED WITHOUT THEIR WRITTEN PERMISSION.



FIRST FLOOR PLAN
SCALE (A1) 1:100



UPPER GROUND FLOOR PLAN (PLATFORM LEVEL)
SCALE (A1) 1:100

SCHEDULE OF DOORS, WINDOWS & VENTILATORS							
TYPE	DESCRIPTION		WIDTH	HEIGHT	SILL HT	LINTEL HT	REMARKS
ROLLING SHUTTER RS	ROLLING SHUTTER AS PER IS:6248		3.000	3.000	-	3.000	-
DOOR D1	ALUMINIUM DOOR FITTED IN M.S. FRAME.		1.000	2.150	-	2.150	SINGLE LEAF
	- DO -		0.750	2.150	-	2.150	- DO -
WINDOW W1	ALUMINIUM GLAZED WINDOW FITTED IN M.S. FRAME.		1.800	1.250	0.900	2.150	-
	- DO -		1.500	1.250	0.900	2.150	-
	- DO -		1.000	1.250	0.900	2.150	-
GLAZING GL1	GLAZING FITTED IN M.S. FRAME.		6.260	7.830	-	7.830	FIXED GLASS
	- DO -		6.260	2.100	0.100	2.200	- DO -
VENTILATOR V1	ALUMINIUM GLAZED VENTILATOR FITTED IN M.S. FRAME.		0.500	0.650	1.500	2.150	TOP HUNG

SECTION-CP-201

LEGEND:-
P.L. - PLINTH LEVEL
N.G.L. - NATURAL GROUND LEVEL
F.G.L. - FINISHED GROUND LEVEL
T.O.R. - TOP OF RAIL

NOTES:-
1- ALL DIMENSIONS ARE IN METERS.
2- DO NOT SCALE THE DRAWING FOLLOW WRITTEN DIMENSIONS ONLY.
3- FOR LOCATION OF BUILDING BLOCK REFER SITE PLAN.
4- FOR DETAILS SPECIFICATION REFER B.O.Q.
5- THE CONTRACTOR/ENGINEER-IN-CHARGE ARE REQUIRED
! TO CO-RELATE ALL THE DRAWINGS AND ERRORS OR DISCREPANCY ARE TO BE BROUGHT TO THE NOTICE OF THE ARCHITECT BEFORE THE COMMENCEMENT OF WORK AT SITE.

EMPLOYER :
 DEDICATED FREIGHT CORRIDOR CORPORATION OF INDIA LTD.


PROJECT :
EASTERN DEDICATED FREIGHT CORRIDOR (PACKAGE - 201)

TITLE:
NEW UNCHDIH CROSSING STATION BUILDING
UPPER GROUND & FIRST FLOOR PLAN


DRAWING NO.	SIZE	REV	SCALE
P2 CS AR 5 2 0 2	A1	F	1:100








REVIEWS		
REV	DATE	REMARKS
C	25.01.17	STAIRCASE WIDTH & DRAWING REVISED
D	07.03.17	REVISED AS PER PMC COMMENTS
E	28.03.17	REVISED AS PMCS MAILON 20.03.17
F	04.04.17	REVISED AS PMCS/EDFC2/TT/2017/01682

DRAWING STAGE
☒ FOR APPROVAL
☐ GOOD FOR CONSTRUCTION

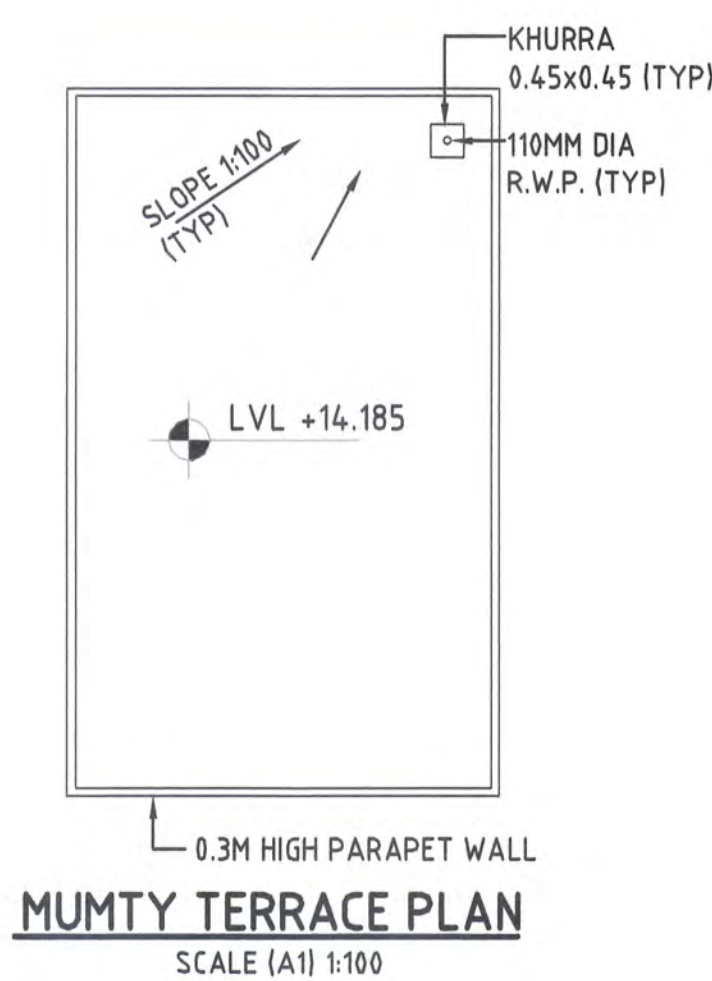
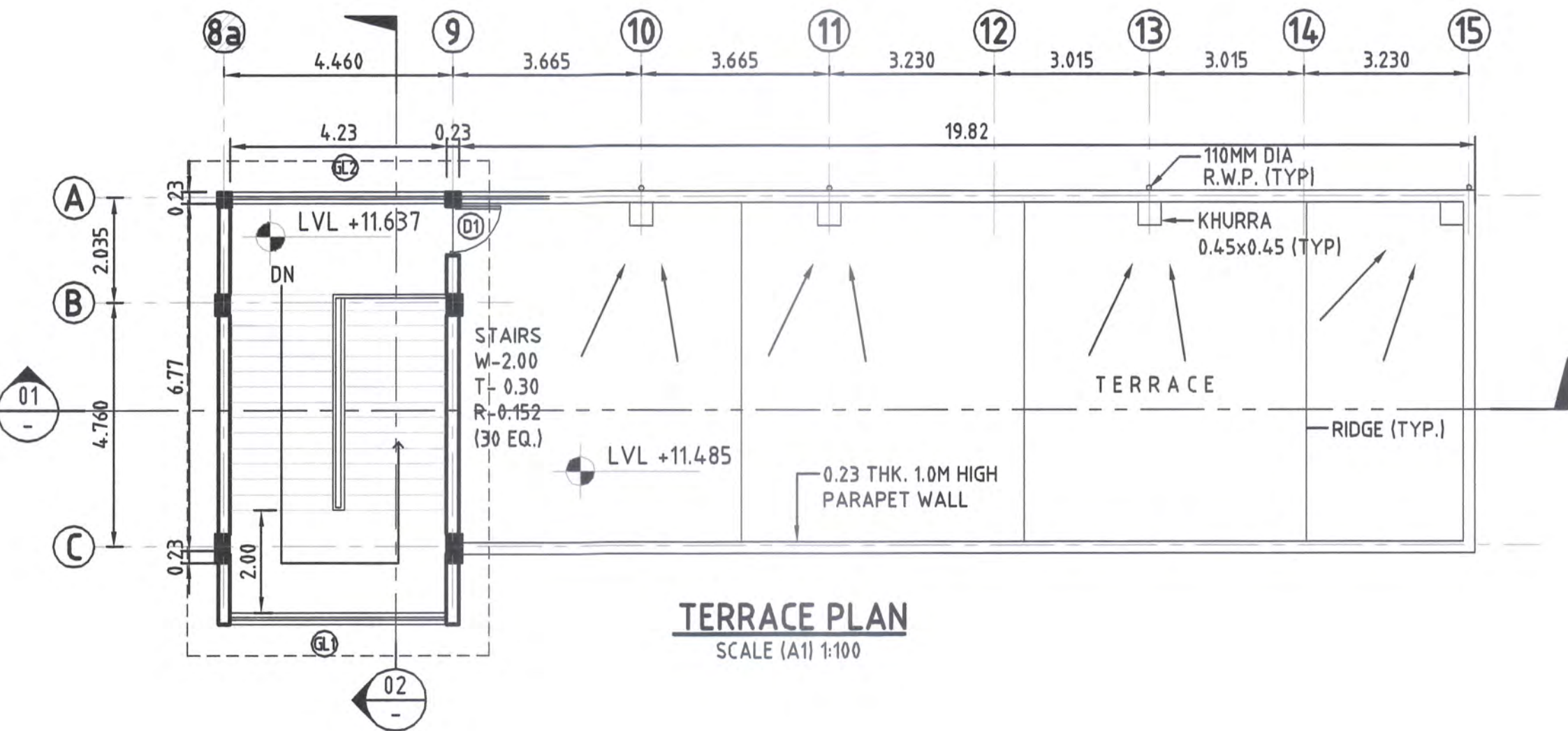
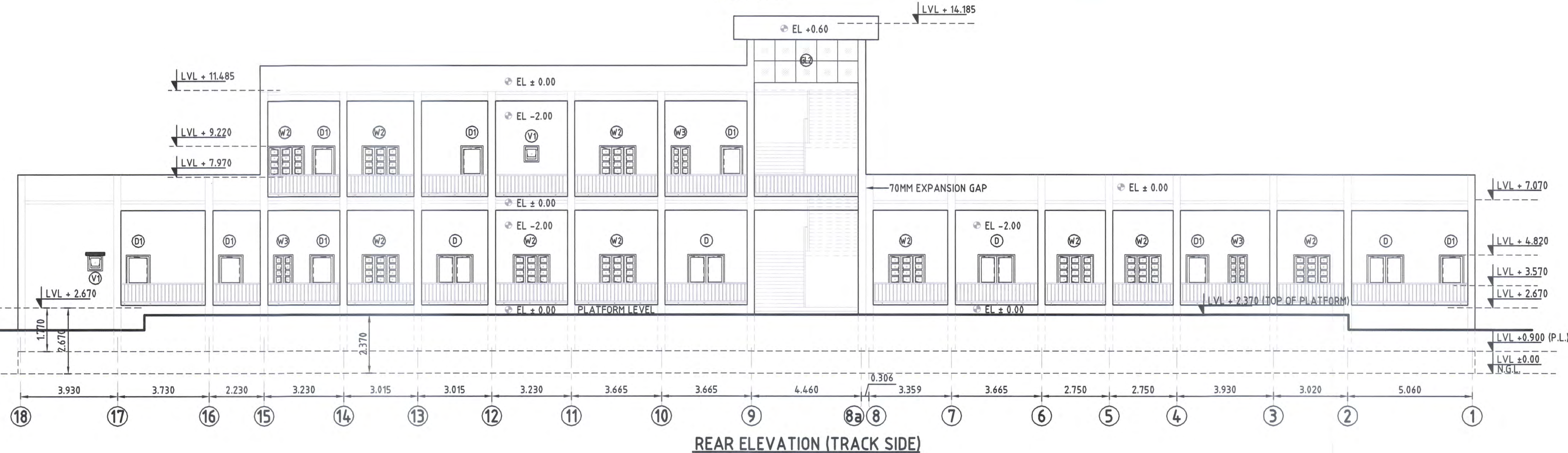
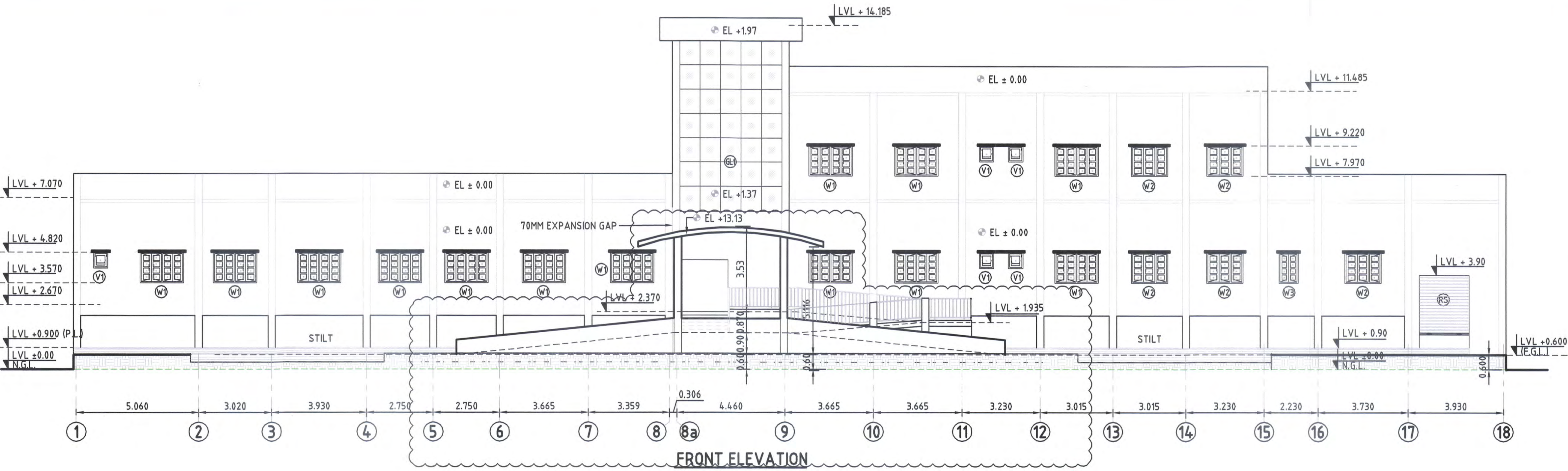
PMC :
 SYSTRA - Mott MacDonald JV

CONTRACTOR :
 GIL - SIL JV

DESIGN CONSULTANT:
 STUP Consultants Pvt. Ltd.
OFFICE OF ORIGIN KOLKATA

	DATE	NAME	SIGN.
DRAWN	16.10.15	HCP	
CHKD.	20.08.16	REPAK GUPTA	
APPD.	20.08.16	A K MITTAL	
SUBMITTED BY GIL-SIL JV			
	DATE	NAME	SIGN.
CHKD.	20.08.16	REPAK GUPTA	
APPD.	20.08.16	RAMPAL SAINI	
NOC BY SYSTRA - Mott MacDonald JV			
	DATE	NAME	SIGN.
CHKD.	6.4.17	Lav Pansal	
NOC	6.4.17	P. AMERIKANS	
APPROVAL BY DFCC			
	DATE	NAME	SIGN.
CHKD.			
APPD.			

THIS DRAWING IS THE PROPERTY OF GIL - SIL JV IT SHOULD NOT BE USED, COPIED OR REPRODUCED WITHOUT THEIR WRITTEN PERMISSION.



SECTION-CP-201

LEGEND:-

P.L. - PLINTH LEVEL
N.G.L. - NATURAL GROUND LEVEL
F.G.L. - FINISHED GROUND LEVEL
T.O.R. - TOP OF RAIL

NOTES:-

- 1- ALL DIMENSIONS ARE IN METERS.
- 2- DO NOT SCALE THE DRAWING FOLLOW WRITTEN DIMENSIONS ONLY.
- 3- FOR LOCATION OF BUILDING BLOCK REFER SITE PLAN.
- 4- FOR DETAILS SPECIFICATION REFER B.O.Q.
- 5- THE CONTRACTOR/ENGINEER-IN-CHARGE ARE REQUIRED TO CO-RELATE ALL THE DRAWINGS AND ERRORS OR DISCREPANCY ARE TO BE BROUGHT TO THE NOTICE OF THE ARCHITECT BEFORE THE COMMENCEMENT OF WORK AT SITE.

EMPLOYER :



DEDICATED FREIGHT CORRIDOR CORPORATION OF INDIA LTD.

PROJECT :

EASTERN DEDICATED FREIGHT CORRIDOR (PACKAGE - 201)

TITLE :

NEW UNCHDIH CROSSING STATION BUILDING TERRACE PLAN, FRONT & REAR ELEVATIONS

DRAWING NO.	SIZE	REV	SCALE
P2 CS AR 5 2 0 3	A1	F	1:100

REVIEWS

REV	DATE	REMARKS
C	25.01.17	STAIRCASE WIDTH & DRAWING REVISED
D	07.03.17	REVISED AS PER PMC COMMENTS
E	28.03.17	REVISED AS PMCS MAILON 20.03.17
F	04.04.17	REVISED AS PMCS/EDFC2/LTT/2017/01682

DRAWING STAGE

☒ FOR APPROVAL

☐ GOOD FOR CONSTRUCTION

PMC :



SYSTRA - Mott MacDonald JV

CONTRACTOR :



GIL - SIL JV

DESIGN CONSULTANT:



STUP Consultants Pvt. Ltd.

OFFICE OF ORIGIN KOLKATA

	DATE	NAME	SIGN.
DRAWN	16.10.15	HCP	
CHKD.	20.08.16		
APPD.	20.08.16	A K MITTAL	
SUBMITTED BY	GIL-SIL JV		
	DATE	NAME	SIGN.
CHKD.	20.08.16	REEPAK GUPTA	
APPD.	20.08.16	RAMPAL SAINI	
NOC BY	SYSTRA - Mott MacDonald JV		
	DATE	NAME	SIGN.
CHKD.	6-4-17	Lav Taraiyal	
NOC	6-4-17	P. AMERIKHANS	
APPROVAL BY	DFCC		
	DATE	NAME	SIGN.
CHKD.			
APPD.			

THIS DRAWING IS THE PROPERTY OF GIL - SIL JV IT SHOULD NOT BE USED, COPIED OR REPRODUCED WITHOUT THEIR WRITTEN PERMISSION.

SECTION-CP-201

LEGEND:-

P.L. - PLINTH LEVEL
N.G.L. - NATURAL GROUND LEVEL
F.G.L. - FINISHED GROUND LEVEL
T.O.R. - TOP OF RAIL

NOTES:-

- 1- ALL DIMENSIONS ARE IN METERS.
- 2- DO NOT SCALE THE DRAWING FOLLOW WRITTEN DIMENSIONS ONLY.
- 3- FOR LOCATION OF BUILDING BLOCK REFER SITE PLAN.
- 4- FOR DETAILS SPECIFICATION REFER B.O.Q.
- 5- THE CONTRACTOR/ENGINEER-IN-CHARGE ARE REQUIRED TO CO-RELATE ALL THE DRAWINGS AND ERRORS OR DISCREPANCY ARE TO BE BROUGHT TO THE NOTICE OF THE ARCHITECT BEFORE THE COMMENCEMENT OF WORK AT SITE.

EMPLOYER :
DEDICATED FREIGHT CORRIDOR CORPORATION OF INDIA LTD.

PROJECT :
EASTERN DEDICATED FREIGHT CORRIDOR (PACKAGE - 201)

TITLE :
NEW UNCHDIH CROSSING STATION BUILDING SECTION -01 & SECTION -02

DRAWING NO.	SIZE	REV	SCALE
P2 CS AR 5 2 0 4	A1	F	1:100

REVIEWS			
REV	DATE	REMARKS	
C	25.01.17	STAIRCASE WIDTH & DRAWING REVISED	
D	07.03.17	REVISED AS PER PMC COMMENTS	
E	28.03.17	REVISED AS PMCS MAILON 20.03.17	
F	04.04.17	REVISED AS PMCS/EDFC2/LTT/2017/01682	

DRAWING STAGE
☒ FOR APPROVAL
☐ GOOD FOR CONSTRUCTION

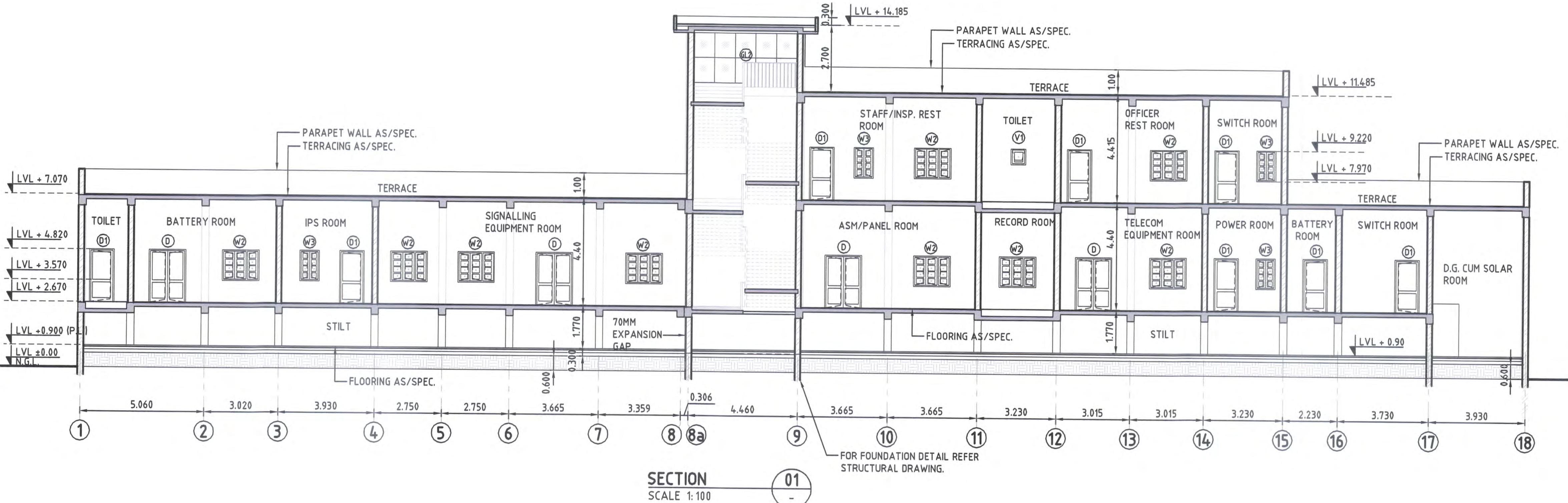
PMC :
SYSTRA - Mott MacDonald JV

CONTRACTOR :
GIL - SIL JV

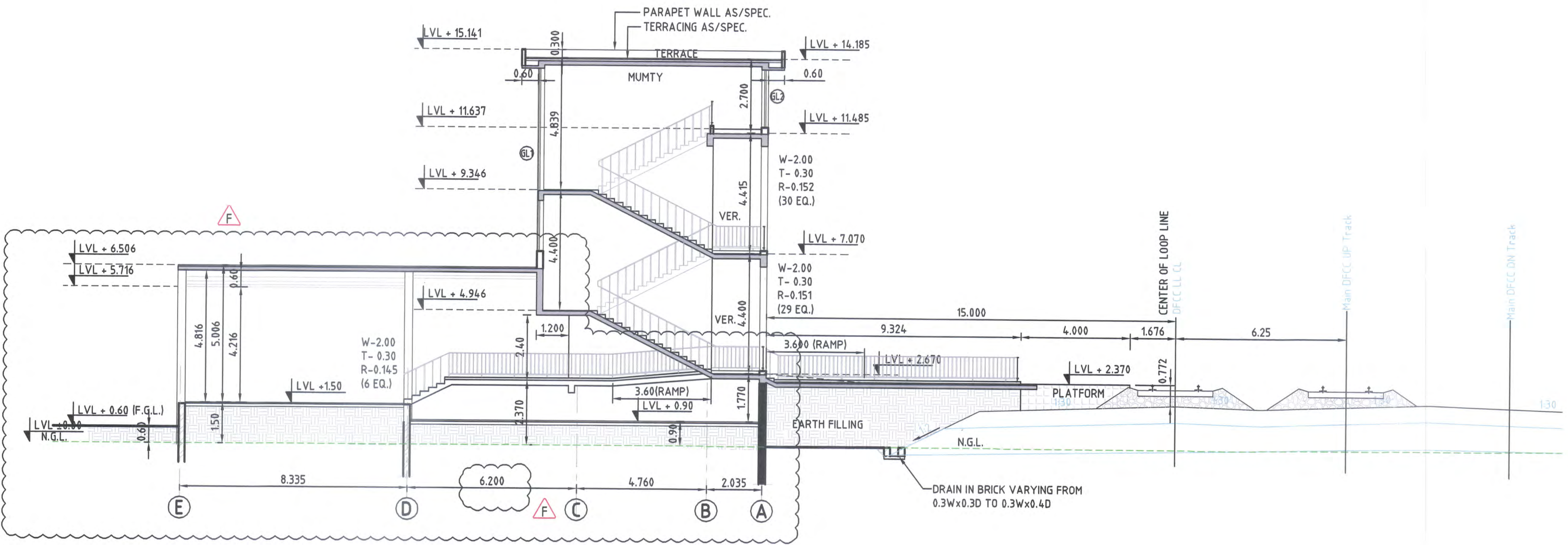
DESIGN CONSULTANT:
STUP Consultants Pvt. Ltd.
OFFICE OF ORIGIN
KOLKATA

DATE	NAME	SIGN.
DRAWN 16.10.15	HCP	
CHKD. 20.08.16		
APPD. 20.08.16	A K MITTAL	
SUBMITTED BY GIL-SIL JV		
DATE	NAME	SIGN.
CHKD. 20.08.16	REEPAK GUPTA	
APPD. 20.08.16	RAMPAL SAINI	
NOC BY SYSTRA - Mott MacDonald JV		
DATE	NAME	SIGN.
CHKD. 6.4.17	Lav Pansal	
NOC 6-4-17	P. AMERIKANOS	
APPROVAL BY DFCC		
DATE	NAME	SIGN.
CHKD.		
APPD.		

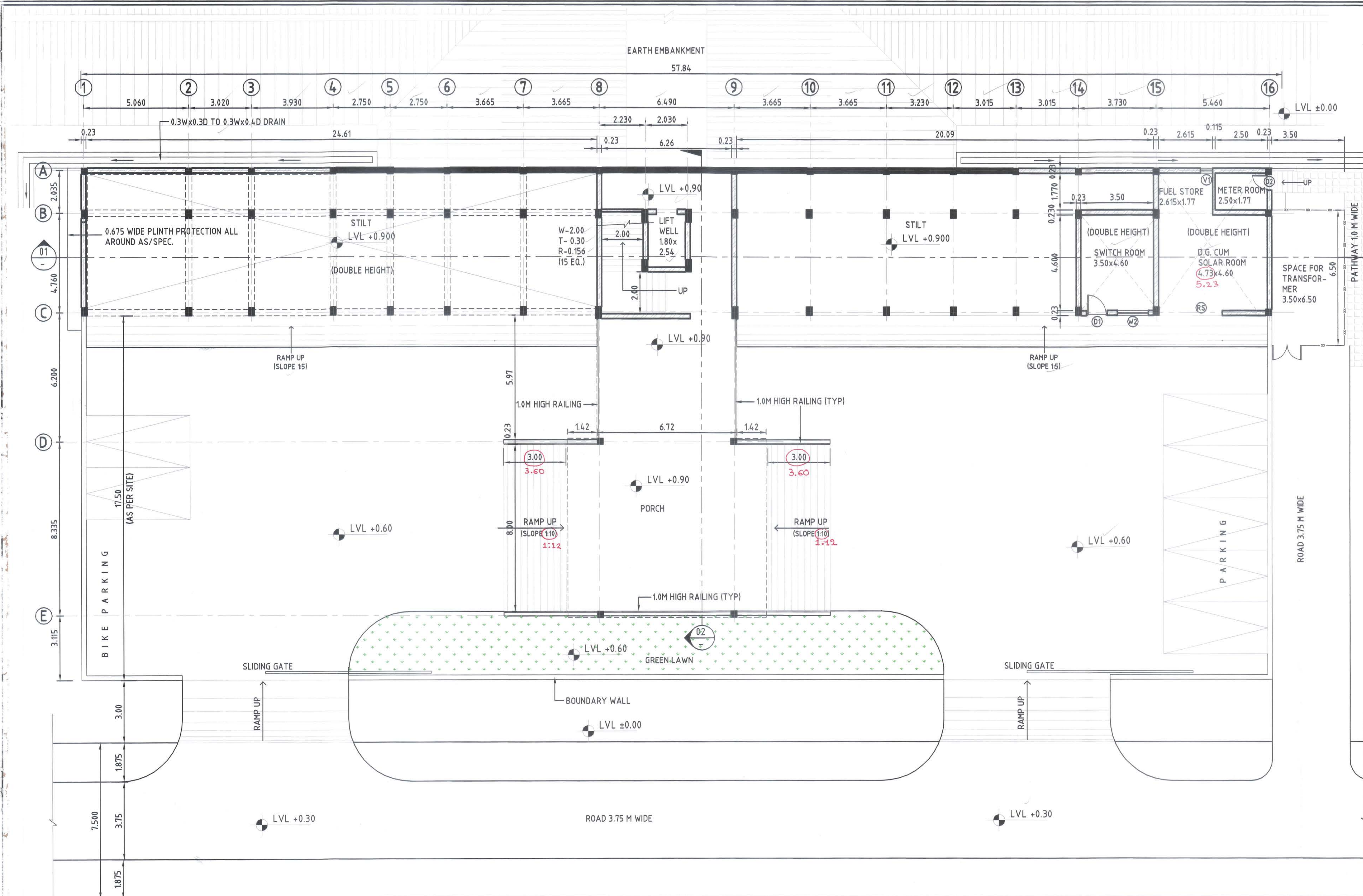
THIS DRAWING IS THE PROPERTY OF **GIL - SIL JV** IT SHOULD NOT BE USED, COPIED OR REPRODUCED WITHOUT THEIR WRITTEN PERMISSION.



SECTION 01
SCALE 1:100



SECTION 02
SCALE 1:100



TYPE	DESCRIPTION	WIDTH	HEIGHT	SILL HT	LINTEL HT	REMARKS
ROLLING SHUTTER RS	ROLLING SHUTTER AS PER IS:6248	3.000	3.000	-	3.000	-
DOOR D	UPVC DOOR	1.500	2.150	-	2.150	DOUBLE LEAF
D1	- DO -	1.000	2.150	-	2.150	SINGLE LEAF
D2	- DO -	0.750	2.150	-	2.150	- DO -
SFD	UPVC SLIDING FOLDING DOOR	1.000	2.150	-	2.150	-
WINDOW W1	UPVC GLAZED WINDOW	1.800	1.250	0.900	2.150	-
W2	- DO -	1.500	1.250	0.900	2.150	-
W3	- DO -	1.000	1.250	0.900	2.150	-
GLAZING GL1	UPVC GLAZING	6.260	9.300	0.300	9.600	FIXED GLASS
GL2	- DO -	6.260	2.100	0.100	2.200	- DO -
VENTILATOR V1	UPVC GLAZED VENTILATOR	0.500	0.650	1.500	2.150	TOP HUNG

AREA DETAIL:-

LOWER GROUND FLOOR = 107.631 SQ.M. + 120.72 SQ. M. (PORCH)

UPPER GROUND FLOOR = 174.041 SQ.M.

FIRST FLOOR = 405.987 SQ.M.

TOTAL AREA (L.G.F.+U.G.F.+F.F.) = 687.659 SQ.M. + 120.72 SQ. M. (PORCH)

LOWER GROUND FLOOR PLAN

SCALE (A1) 1:100

SECTION-CP-201

LEGEND:-

P.L. - PLINTH LEVEL
N.G.L. - NATURAL GROUND LEVEL
F.G.L. - FINISHED GROUND LEVEL
T.O.R. - TOP OF RAIL

NOTES:-

1- ALL DIMENSIONS ARE IN METERS.
2- DO NOT SCALE THE DRAWING FOLLOW WRITTEN DIMENSIONS ONLY.
3- FOR LOCATION OF BUILDING BLOCK REFER SITE PLAN.
4- FOR DETAILS SPECIFICATION REFER B.O.Q.
5- THE CONTRACTOR/ENGINEER-IN-CHARGE ARE REQUIRED TO CO-RELATE ALL THE DRAWINGS AND ERRORS OR DISCREPANCY ARE TO BE BROUGHT TO THE NOTICE OF THE ARCHITECT BEFORE THE COMMENCEMENT OF WORK AT SITE.
6- FOR ALIGNMENT PLAN & PROFILE DETAIL REFER ALIGNMENT DRAWING N P-2-AL-0062 (REV-C).
7- ALL VERTICAL DIMENSIONS SHOWN WITH RESPECT TO N.G.L. ± 0.00 .
8- N.G.L. 88.716 FROM DETAIL CROSS SECTIONS MENTIONED IN SECTION-2 FOR REFERENCE.
9- TOP OF PLATFORM SHALL BE AT TOP OF RAIL LEVEL.
10- FINISHED FLOOR LEVEL OF FIRST FLOOR (PLATFORM LEVEL) SHALL BE 300MM ABOVE PLATFORM LEVEL.

EMPLOYER :

DEDICATED FREIGHT CORRIDOR CORPORATION OF INDIA LTD.

PROJECT :

EASTERN DEDICATED FREIGHT CORRIDOR (PACKAGE - 201)

TITLE :

NEW MIRJAPUR CROSSING STATION LOWER GROUND FLOOR (ENTRANCE) PLAN

DRAWING NO.	SIZE	REV	SCALE
P2 CS AR 4 2 0 1	A1	K	1:100

REVIEWS

REV	DATE	REMARKS
H	03.07.17	EXPANSION GAP REMOVED
I	11.10.17	REVISED AS PMCS/EDFC2/LT/2017/04787
J	04.12.17	REVISED AS PMCS/EDFC2/LT/2017/05611
K	13.04.18	REVISED AS PMCS/EDFC2/LT/2017/06810

☒ FOR APPROVAL
☐ GOOD FOR CONSTRUCTION

PMC :

SYSTRA - Mott MacDonald JV

CONTRACTOR :

GIL - SIL JV

DESIGN CONSULTANT:

STUP Consultants Pvt. Ltd.

REGISTERED OFFICE : 1004-5 RAHELA CHAMBERS, NARIMAN POINT, MUMBAI 400 021. OFFICE OF ORIGIN KOLKATA

DATE	NAME	SIGN.
DRAWN 21.04.16	HCP	
CHKD. 22.04.16		
APPD. 22.04.16	SANJIB MITRA	

SUBMITTED BY **GIL-SIL JV**

DATE	NAME	SIGN.
CHKD. 14.04.18	REEPAK GUPTA	
APPD. 14.04.18	RSP SINGH	

NOC BY **SYSTRA - Mott MacDonald JV**

DATE	NAME	SIGN.
CHKD. 17.04.18	Udayan Shukla	
NOC 17.04.18	P. AMERIKANOS	

APPROVAL BY **DFCC**

DATE	NAME	SIGN.
CHKD.		
APPD.		

THIS DRAWING IS THE PROPERTY OF **GIL - SIL JV** IT SHOULD NOT BE USED, COPIED OR REPRODUCED WITHOUT THEIR WRITTEN PERMISSION.

2739

SECTION-CP-201

LEGEND:-

P.L. - PLINTH LEVEL
N.G.L. - NATURAL GROUND LEVEL
F.G.L. - FINISHED GROUND LEVEL
T.O.R. - TOP OF RAIL

NOTES:-

- 1- ALL DIMENSIONS ARE IN METERS.
- 2- DO NOT SCALE THE DRAWING FOLLOW WRITTEN DIMENSIONS ONLY.
- 3- FOR LOCATION OF BUILDING BLOCK REFER SITE PLAN.
- 4- FOR DETAILS SPECIFICATION REFER B.O.Q.
- 5- THE CONTRACTOR/ENGINEER-IN-CHARGE ARE REQUIRED TO CO-RELATE ALL THE DRAWINGS AND ERRORS OR DISCREPANCY ARE TO BE BROUGHT TO THE NOTICE OF THE ARCHITECT BEFORE THE COMMENCEMENT OF WORK AT SITE.
- 6- FOR ALIGNMENT PLAN & PROFILE DETAIL REFER ALIGNMENT DRAWING N P-2-AL-0062 (REV-C).
- 7- ALL VERTICAL DIMENSIONS SHOWN WITH RESPECT TO N.G.L. ±0.00.
- 8- N.G.L. 88.716 FROM DETAIL CROSS SECTIONS MENTIONED IN SECTION-2 FOR REFERENCE.
- 9- TOP OF PLATFORM SHALL BE AT TOP OF RAIL LEVEL.
- 10- FINISHED FLOOR LEVEL OF FIRST FLOOR (PLATFORM LEVEL) SHALL BE 300MM ABOVE PLATFORM LEVEL.

EMPLOYER :



DEDICATED FREIGHT CORRIDOR CORPORATION OF INDIA LTD.

PROJECT :

EASTERN DEDICATED FREIGHT CORRIDOR (PACKAGE - 201)

TITLE :

NEW MIRJAPUR CROSSING STATION
UPPER GROUND FLOOR PLAN

DRAWING NO.	SIZE	REV	SCALE
P2 CS AR 4 2 0 2	A1	K	1:100

REVIEWS

REV	DATE	REMARKS
H	03.07.17	EXPANSION GAP REMOVED
I	11.10.17	REVISED AS PMCS/EDFC2/LTT/2017/04787
J	04.12.17	REVISED AS PMCS/EDFC2/LTT/2017/05611
K	13.04.18	REVISED AS PMCS/EDFC2/LTT/2017/06810

DRAWING STAGE

- ☒ FOR APPROVAL
☐ GOOD FOR CONSTRUCTION

PMC :



SYSTRA - Mott MacDonald JV

CONTRACTOR :



GIL - SIL JV

DESIGN CONSULTANT:



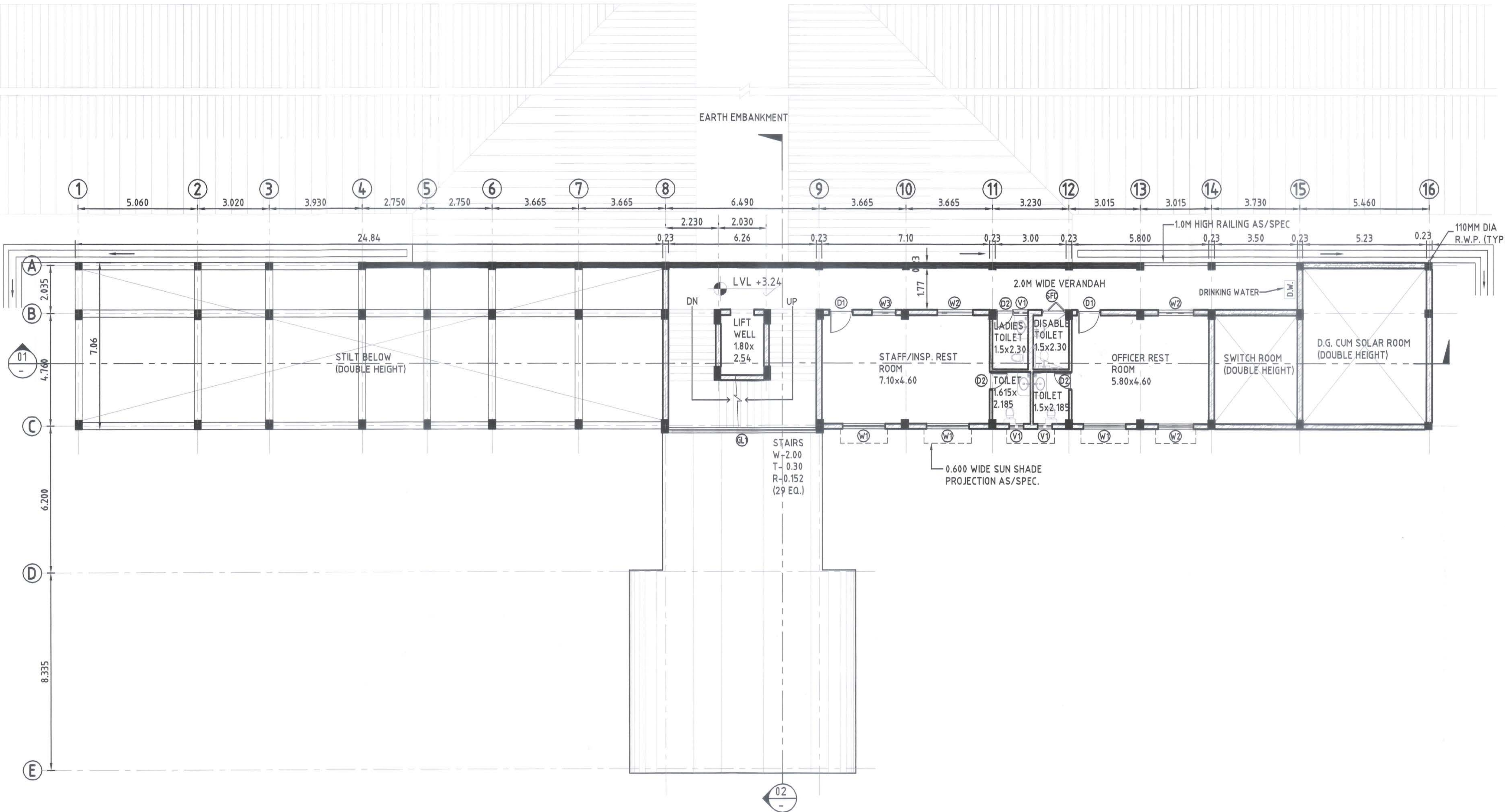
STUP Consultants Pvt. Ltd.

REGISTERED OFFICE :
1004-5 RAHEJA CHAMBERS
NARIMAN POINT,
MUMBAI 400 021.

OFFICE OF ORIGIN
KOLKATA

DATE	NAME	SIGN.
DRAWN 21.04.16	HCP	
CHKD. 22.04.16		
APPD. 22.04.16	SANJIB MITRA	
SUBMITTED BY GIL-SIL JV		
DATE	NAME	SIGN.
CHKD. 14.04.18	REEPAK GUPTA	
APPD. 14/04/18	RSP SINGH	
NOC BY SYSTRA - Mott MacDonald JV		
DATE	NAME	SIGN.
CHKD. 17.04.18	Udayan Bhattacharya	
NOC 17.04.18	P. AMERIKANOS	
APPROVAL BY DFCC		
DATE	NAME	SIGN.
CHKD.		
APPD.		

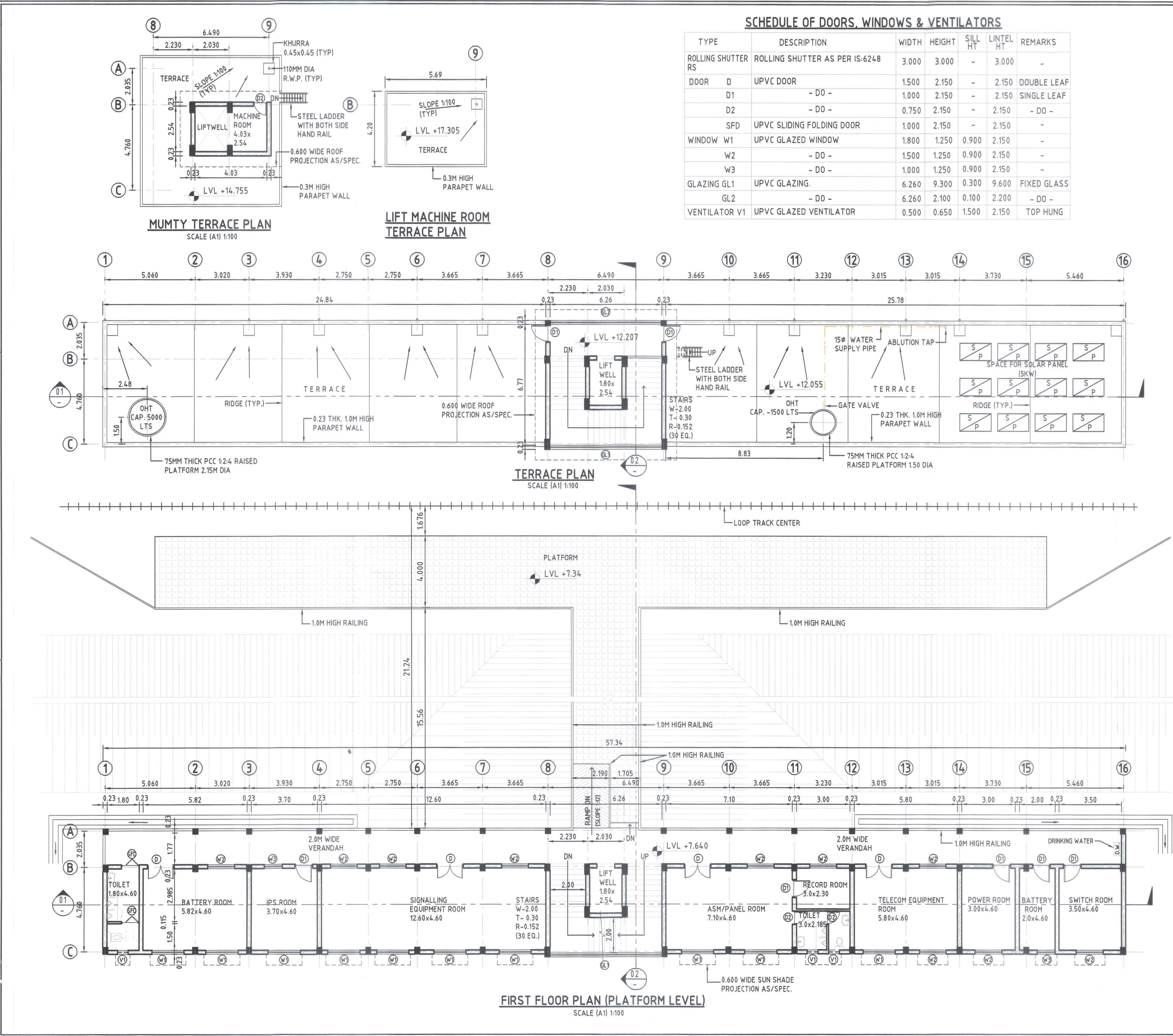
THIS DRAWING IS THE PROPERTY OF GIL - SIL JV IT SHOULD NOT BE USED, COPIED OR REPRODUCED WITHOUT THEIR WRITTEN PERMISSION.



UPPER GROUND FLOOR PLAN
SCALE (A1) 1:100

SCHEDULE OF DOORS, WINDOWS & VENTILATORS

TYPE	DESCRIPTION	WIDTH	HEIGHT	SILL HT	LINTEL HT	REMARKS
ROLLING SHUTTER RS	ROLLING SHUTTER AS PER IS:6248	3.000	3.000	-	3.000	-
DOOR D	UPVC DOOR	1.500	2.150	-	2.150	DOUBLE LEAF
D1	- DO -	1.000	2.150	-	2.150	SINGLE LEAF
D2	- DO -	0.750	2.150	-	2.150	- DO -
SFD	UPVC SLIDING FOLDING DOOR	1.000	2.150	-	2.150	-
WINDOW W1	UPVC GLAZED WINDOW	1.800	1.250	0.900	2.150	-
W2	- DO -	1.500	1.250	0.900	2.150	-
W3	- DO -	1.000	1.250	0.900	2.150	-
GLAZING GL1	UPVC GLAZING.	6.260	9.300	0.300	9.600	FIXED GLASS
GL2	- DO -	6.260	2.100	0.100	2.200	- DO -
VENTILATOR V1	UPVC GLAZED VENTILATOR	0.500	0.650	1.500	2.150	TOP HUNG



SCHEDULE OF DOORS, WINDOWS & VENTILATORS						
TYPE	DESCRIPTION	WIDTH	HEIGHT	SILL HT	LINTEL HT	REMARKS
ROLLING SHUTTER RS	ROLLING SHUTTER AS PER IS:6248	3.000	3.000	-	3.000	-
DOOR D	UPVC DOOR	1.500	2.150	-	2.150	DOUBLE LEAF
	D1 - DO -	1.000	2.150	-	2.150	SINGLE LEAF
	D2 - DO -	0.750	2.150	-	2.150	- DO -
WINDOW W	UPVC SLIDING FOLDING DOOR	1.000	2.150	-	2.150	-
	W1 - DO -	1.800	1.250	0.900	2.150	-
	W2 - DO -	1.500	1.250	0.900	2.150	-
GLAZING GL	UPVC GLAZING	1.000	1.250	0.900	2.150	-
	GL1 - DO -	6.260	9.300	0.300	9.600	FIXED GLASS
	GL2 - DO -	6.260	2.100	0.100	2.200	- DO -
VENTILATOR V1	UPVC GLAZED VENTILATOR	0.500	0.650	1.500	2.150	TOP HUNG

SECTION-CP-201

2739

LEGEND:-

P.L. - PLINTH LEVEL
N.G.L. - NATURAL GROUND LEVEL
F.G.L. - FINISHED GROUND LEVEL
T.O.R. - TOP OF RAIL

NOTES:-

1- ALL DIMENSIONS ARE IN METERS.
2- DO NOT SCALE THE DRAWING FOLLOW WRITTEN DIMENSIONS ONLY.
3- FOR LOCATION OF BUILDING BLOCK REFER SITE PLAN.
4- FOR DETAILS SPECIFICATION REFER B.O.Q.
5- THE CONTRACTOR/ENGINEER-IN-CHARGE ARE REQUIRED TO CO-RELATE ALL THE DRAWINGS AND ERRORS OR DISCREPANCY ARE TO BE BROUGHT TO THE NOTICE OF THE ARCHITECT BEFORE THE COMMENCEMENT OF WORK AT SITE.
6- FOR ALIGNMENT PLAN & PROFILE DETAIL REFER ALIGNMENT DRAWING N P-2-AL-0062 (REV-C).
7- ALL VERTICAL DIMENSIONS SHOWN WITH RESPECT TO N.G.L. ±0.00.
8- N.G.L. 88.716 FROM DETAIL CROSS SECTIONS MENTIONED IN SECTION-2 FOR REFERENCE.
9- TOP OF PLATFORM SHALL BE AT TOP OF RAIL LEVEL.
10- FINISHED FLOOR LEVEL OF FIRST FLOOR (PLATFORM LEVEL) SHALL BE 300MM ABOVE PLATFORM LEVEL.

EMPLOYER :

DEDICATED FREIGHT CORRIDOR CORPORATION OF INDIA LTD.

PROJECT :

EASTERN DEDICATED FREIGHT CORRIDOR (PACKAGE - 201)

TITLE :

NEW MIRJAPUR CROSSING STATION FIRST FLOOR & TERRACE PLAN

DRAWING NO.	SIZE	REV	SCALE
P2 CS AR 4 2 0 3	A1	I	1:100

REVIEWS

REV	DATE	REMARKS
F	03.07.17	EXPANSION GAP REMOVED
G	11.10.17	REVISED AS PMCS/EDFC2/LTT/2017/04787
H	04.12.17	REVISED AS PMCS/EDFC2/LTT/2017/05611
I	13.04.18	REVISED AS PMCS/EDFC2/LTT/2017/06810

FOR APPROVAL

GOOD FOR CONSTRUCTION

PMC :

SYSTRA - Mott MacDonald JV

CONTRACTOR :

GIL - SIL JV

DESIGN CONSULTANT:

STUP Consultants Pvt. Ltd.

REGISTERED OFFICE : 1004-S RAHEJA CHAMBERS, NARIMAN POINT, MUMBAI 400 021.

OFFICE OF ORIGIN KOLKATA

DATE	NAME	SIGN.
DRAWN 21.04.16	HCP	
CHKD. 22.04.16		
APPD. 22.04.16	SANJIB MITRA	

SUBMITTED BY GIL-SIL JV

DATE	NAME	SIGN.
CHKD. 14.04.18	REEPAK GUPTA	
APPD. 14.04.18	RSP SINGH	

NOC BY SYSTRA - Mott MacDonald JV

DATE	NAME	SIGN.
CHKD. 17.04.18	Udayan Shukla	
NOC 17.04.18	P. AMERIKANOS	

APPROVAL BY DFCC

DATE	NAME	SIGN.
CHKD.		
APPD.		

THIS DRAWING IS THE PROPERTY OF GIL - SIL JV IT SHOULD NOT BE USED, COPIED OR REPRODUCED WITHOUT THEIR WRITTEN PERMISSION.

2739

SECTION-CP-201

LEGEND:-

P.L. - PLINTH LEVEL
N.G.L. - NATURAL GROUND LEVEL
F.G.L. - FINISHED GROUND LEVEL
T.O.R. - TOP OF RAIL

NOTES:-

- 1- ALL DIMENSIONS ARE IN METERS.
- 2- DO NOT SCALE THE DRAWING FOLLOW WRITTEN DIMENSIONS ONLY.
- 3- FOR LOCATION OF BUILDING BLOCK REFER SITE PLAN.
- 4- FOR DETAILS SPECIFICATION REFER B.O.Q.
- 5- THE CONTRACTOR/ENGINEER-IN-CHARGE ARE REQUIRED TO CO-RELATE ALL THE DRAWINGS AND ERRORS OR DISCREPANCY ARE TO BE BROUGHT TO THE NOTICE OF THE ARCHITECT BEFORE THE COMMENCEMENT OF WORK AT SITE.
- 6- FOR ALIGNMENT PLAN & PROFILE DETAIL REFER ALIGNMENT DRAWIN P-2-AL-0062 (REV-C).
- 7- ALL VERTICAL DIMENSIONS SHOWN WITH RESPECT TO N.G.L. ±0.00.
- 8- N.G.L. 88.716 FROM DETAIL CROSS SECTIONS MENTIONED IN SECTION- FOR REFERENCE.
- 9- TOP OF PLATFORM SHALL BE AT TOP OF RAIL LEVEL.
- 10- FINISHED FLOOR LEVEL OF FIRST FLOOR (PLATFORM LEVEL) SHALL 300MM ABOVE PLATFORM LEVEL.

EMPLOYER :



DEDICATED FREIGHT CORRIDOR CORPORATION OF INDIA LTD.

PROJECT :

EASTERN DEDICATED FREIGHT CORRIDOR (PACKAGE - 201)

TITLE :

NEW MIRJAPUR CROSSING STATION FRONT & REAR ELEVATION

DRAWING NO.	SIZE	REV	SCALE
P2 CS AR 4 2 0 4	A1	I	1:100

REVIEWS

REV	DATE	REMARKS
F	03.07.17	EXPANSION GAP REMOVED
G	11.10.17	REVISED AS PMCS/EDFC2/LTT/2017/04787
H	04.12.17	REVISED AS PMCS/EDFC2/LTT/2017/05611
I	13.04.18	REVISED AS PMCS/EDFC2/LTT/2017/06810

DRAWING STAGE

☒ FOR APPROVAL

☐ GOOD FOR CONSTRUCTION

PMC :



SYSTRA - Mott MacDonald JV

CONTRACTOR :



GIL - SIL JV

DESIGN CONSULTANT:

DESIGN CONSULTANT:



STUP Consultants Pvt. Ltd.

REGISTERED OFFICE :
1004-5 RAHEJA CHAMBERS,
NARIMAN POINT,
MUMBAI 400 021.

OFFICE OF ORIGIN
KOLKATA

DATE	NAME	SIGN.
DRAWN 21.04.16	HCP	
CHKD. 22.04.16		
APPD. 22.04.16	SANJIB MITRA	

SUBMITTED BY GIL-SIL JV

DATE	NAME	SIGN.
CHKD. 14.04.18	REEPAK GUPTA	
APPD. 14/04/18	RSP SINGH	

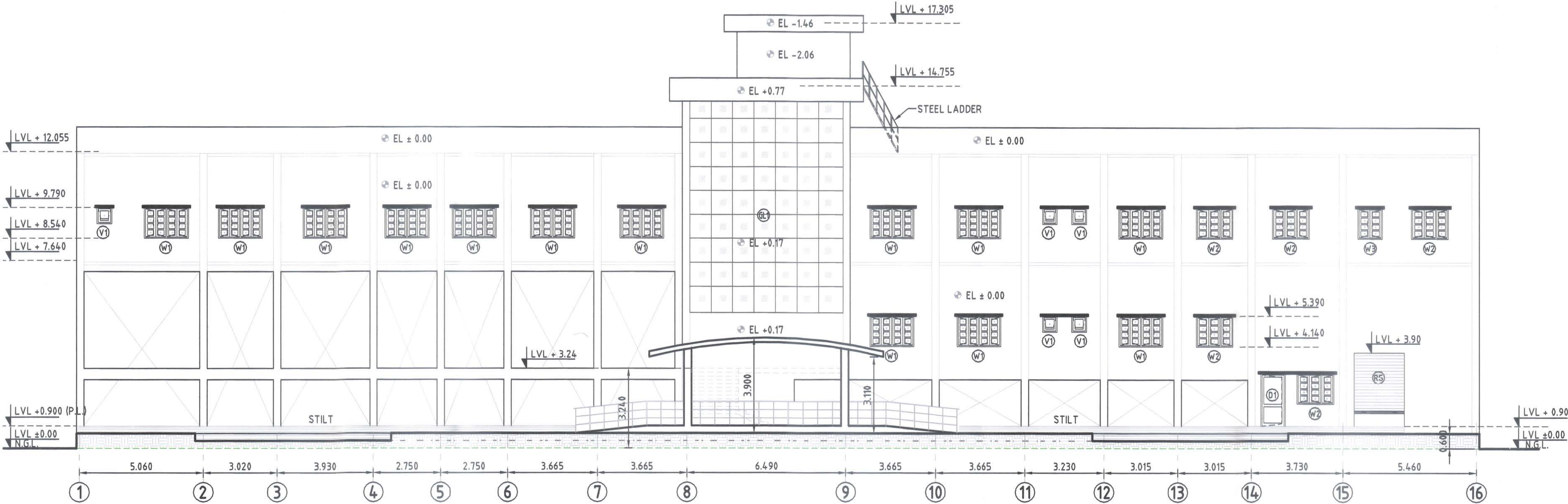
NOC BY SYSTRA - Mott MacDonald JV

DATE	NAME	SIGN.
CHKD. 17.04.18	Udayan Shukla	
NOC 17.04.18	P. AMERIKANOS	

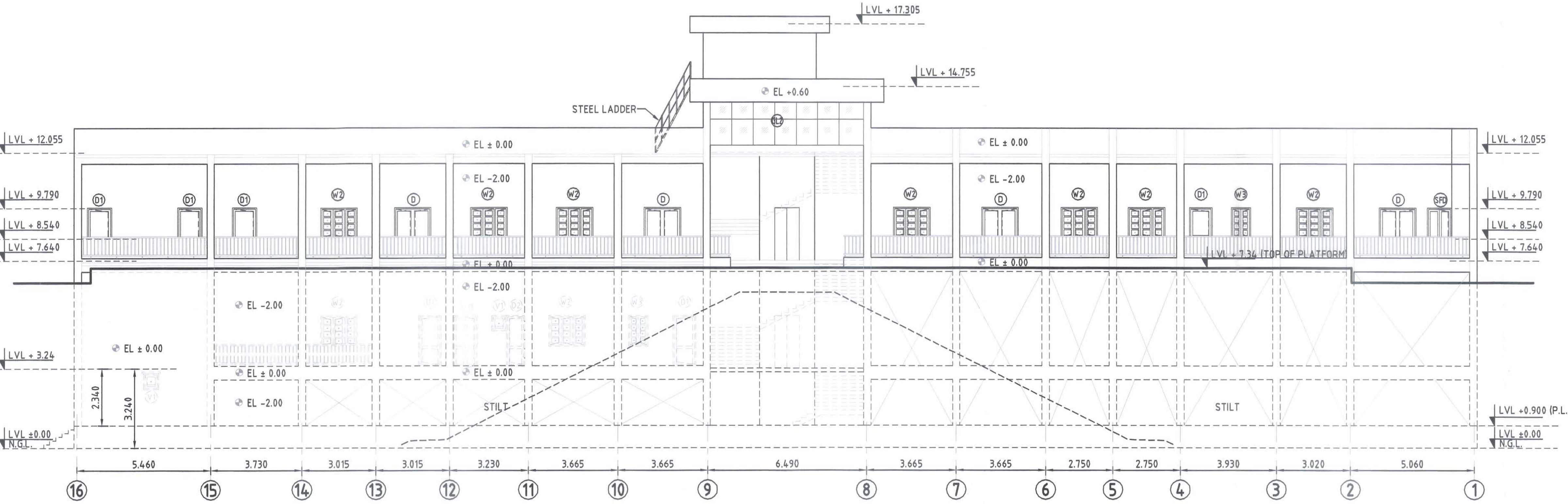
APPROVAL BY DFCC

DATE	NAME	SIGN.
CHKD.		
APPD.		

THIS DRAWING IS THE PROPERTY OF GIL - SIL JV IT SHOULD NOT BE USED, COPIED OR REPRODUCED WITHOUT THEIR WRITTEN PERMISSION.

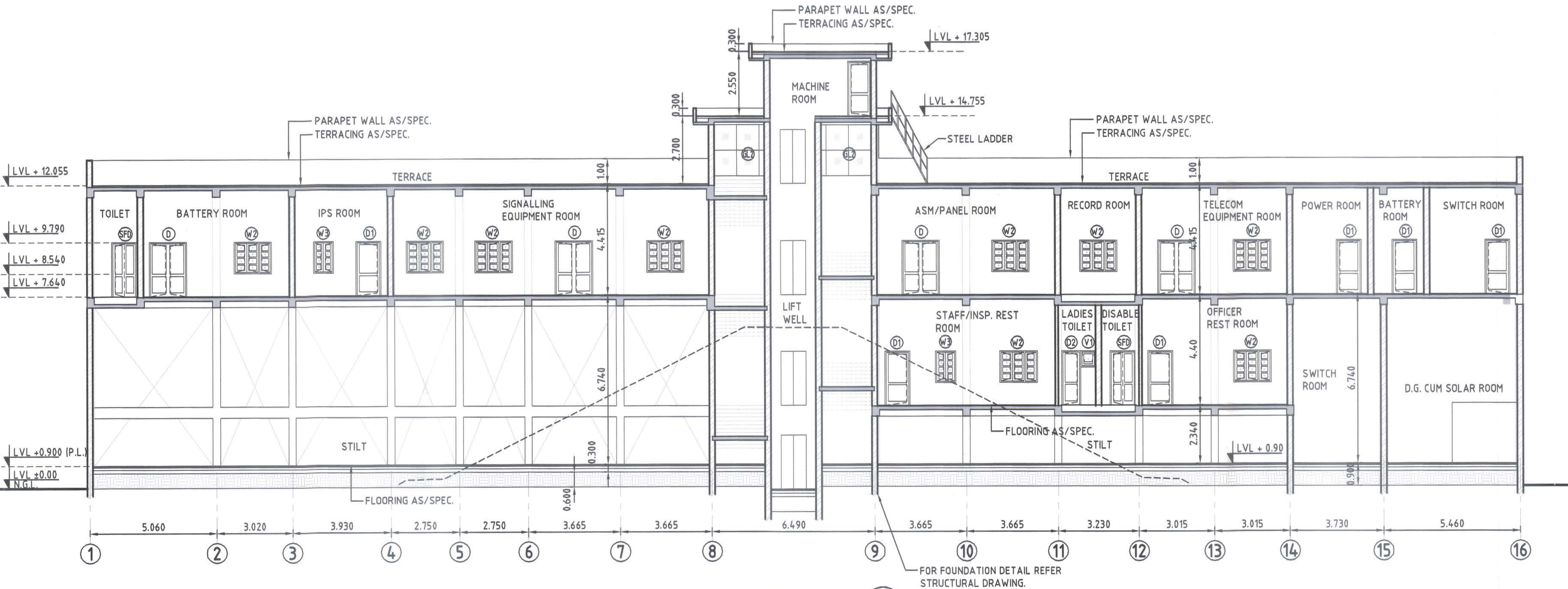


FRONT ELEVATION
SCALE (A1) 1:100

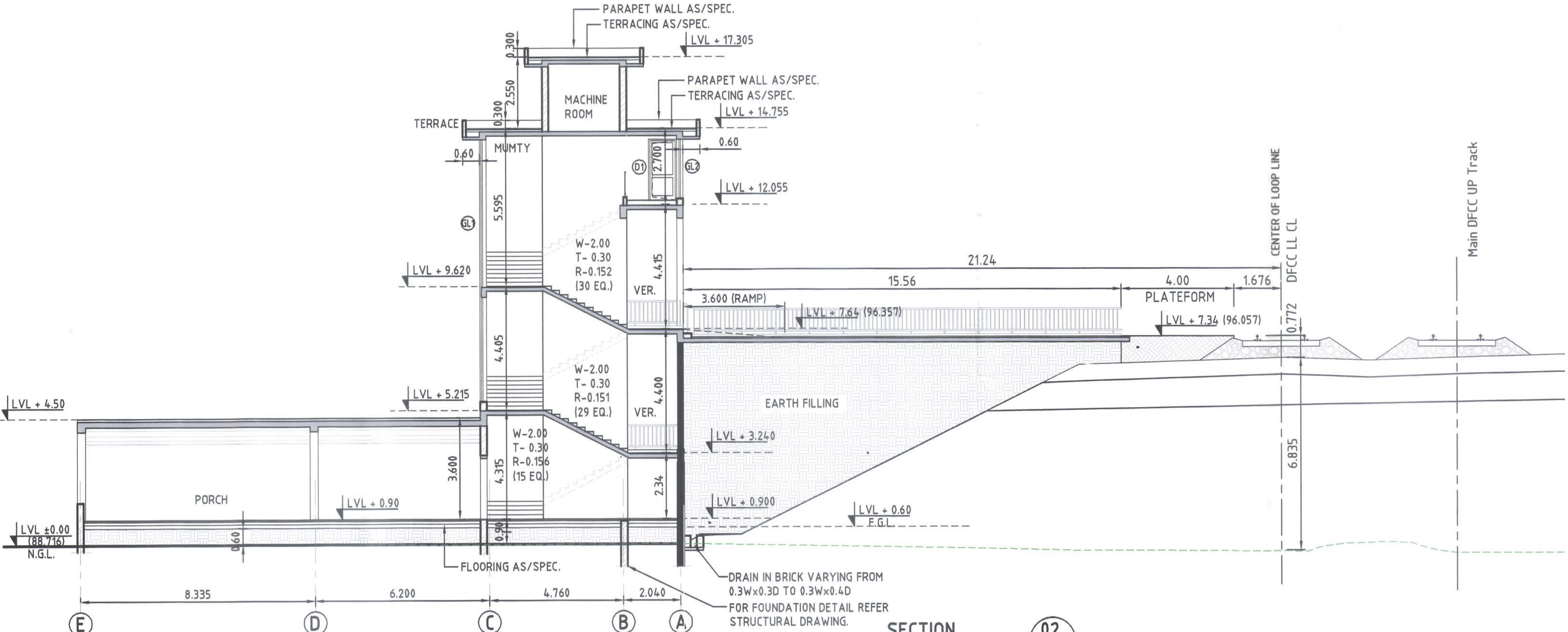


REAR ELEVATION (TRACK SIDE)
SCALE (A1) 1:100

2739



SECTION 01
SCALE 1:100



SECTION 02
SCALE 1:100

SECTION-CP-201

LEGEND:-

P.L. - PLINTH LEVEL
N.G.L. - NATURAL GROUND LEVEL
F.G.L. - FINISHED GROUND LEVEL
T.O.R. - TOP OF RAIL

NOTES:-

- 1- ALL DIMENSIONS ARE IN METERS.
- 2- DO NOT SCALE THE DRAWING FOLLOW WRITTEN DIMENSIONS ONLY.
- 3- FOR LOCATION OF BUILDING BLOCK REFER SITE PLAN.
- 4- FOR DETAILS SPECIFICATION REFER B.O.Q.
- 5- THE CONTRACTOR/ENGINEER-IN-CHARGE ARE REQUIRED TO CO-RELATE ALL THE DRAWINGS AND ERRORS OR DISCREPANCY ARE TO BE BROUGHT TO THE NOTICE OF THE ARCHITECT BEFORE THE COMMENCEMENT OF WORK AT SITE.
- 6- FOR ALIGNMENT PLAN & PROFILE DETAIL REFER ALIGNMENT DRAWING P-2-AL-0062 (REV-C).
- 7- ALL VERTICAL DIMENSIONS SHOWN WITH RESPECT TO N.G.L. ± 0.00 .
- 8- N.G.L. 88.716 FROM DETAIL CROSS SECTIONS MENTIONED IN SECTION-2 FOR REFERENCE.
- 9- TOP OF PLATFORM SHALL BE AT TOP OF RAIL LEVEL.
- 10- FINISHED FLOOR LEVEL OF FIRST FLOOR (PLATFORM LEVEL) SHALL BE 300MM ABOVE PLATFORM LEVEL.

EMPLOYER :



DEDICATED FREIGHT CORRIDOR
CORPORATION OF INDIA LTD.

PROJECT :

EASTERN DEDICATED FREIGHT
CORRIDOR (PACKAGE - 201)

TITLE :

NEW MIRJAPUR
CROSSING STATION
SECTION -01 & SECTION -02

DRAWING NO.	SIZE	REV	SCALE
P2 CS AR 4 2 0 5	A1	1	1:100

REVIEWS

REV	DATE	REMARKS
F	03.07.17	EXPANSION GAP REMOVED
G	11.10.17	REVISED AS PMCS/EDFC2/LTT/2017/04787
H	04.12.17	REVISED AS PMCS/EDFC2/LTT/2017/05611
I	13.04.18	REVISED AS PMCS/EDFC2/LTT/2017/06810

DRAWING STAGE

☒ FOR APPROVAL

☐ GOOD FOR CONSTRUCTION

PMC :



SYSTRA - Mott
MacDonald JV

CONTRACTOR :



GIL - SIL JV

DESIGN CONSULTANT:

DESIGN CONSULTANT:

STUP Consultants Pvt. Ltd.

REGISTERED OFFICE :
1004-5 RAHEJA CHAMBERS
NARIMAN POINT,
MUMBAI 400 021.

OFFICE OF ORIGIN
KOLKATA

	DATE	NAME	SIGN.
DRAWN	21.04.16	HCP	
CHKD.	22.04.16		
APPD.	22.04.16	SANJIB MITRA	

SUBMITTED BY GIL-SIL JV

	DATE	NAME	SIGN.
CHKD.	14.04.18	REEPAK GUPTA	
APPD.	14.04.18	RSP SINGH	
NOC BY		SYSTRA - Mott MacDonald JV	

	DATE	NAME	SIGN.
CHKD.	17.04.18	Udayan Shukla	
NOC	17.04.18	PAMERIKANDS	
APPROVAL BY		DFCC	

	DATE	NAME	SIGN.
CHKD.			
APPD.			

THIS DRAWING IS THE PROPERTY OF GIL - SIL JV IT SHOULD NOT BE USED,
COPIED OR REPRODUCED WITHOUT THEIR WRITTEN PERMISSION.