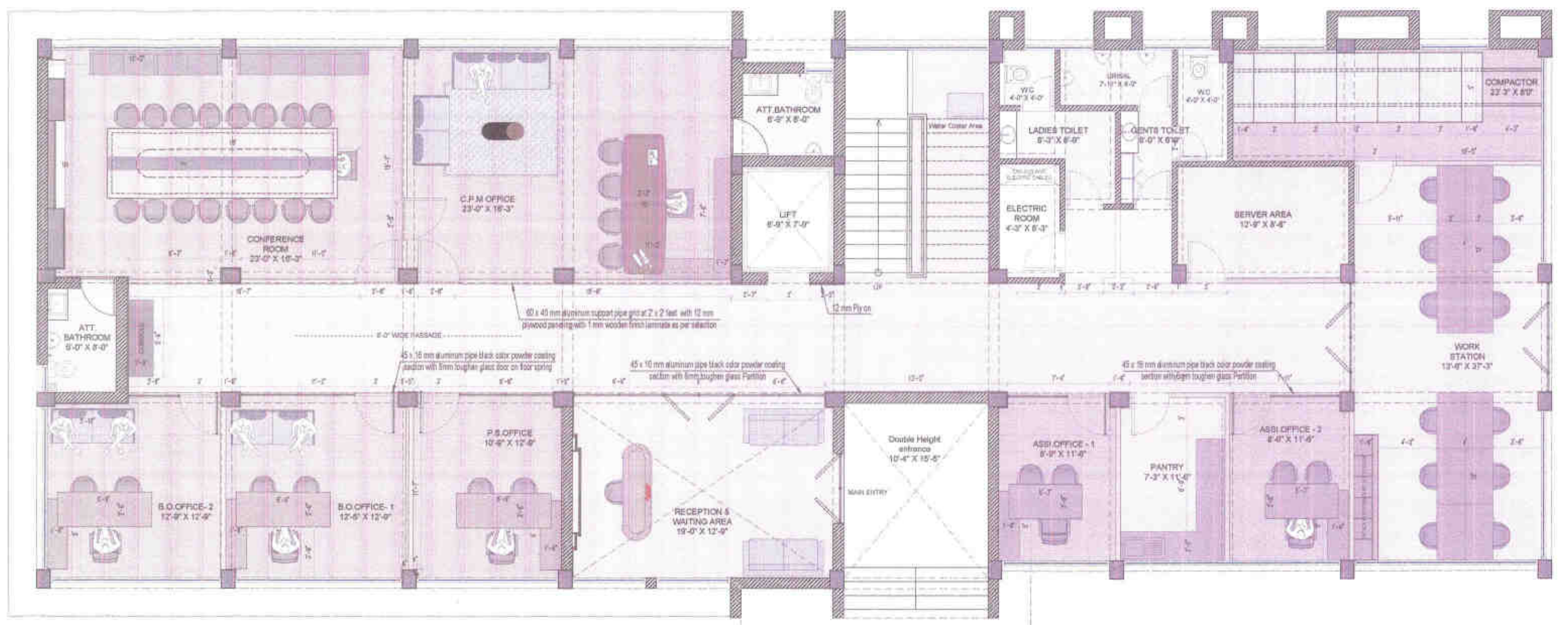


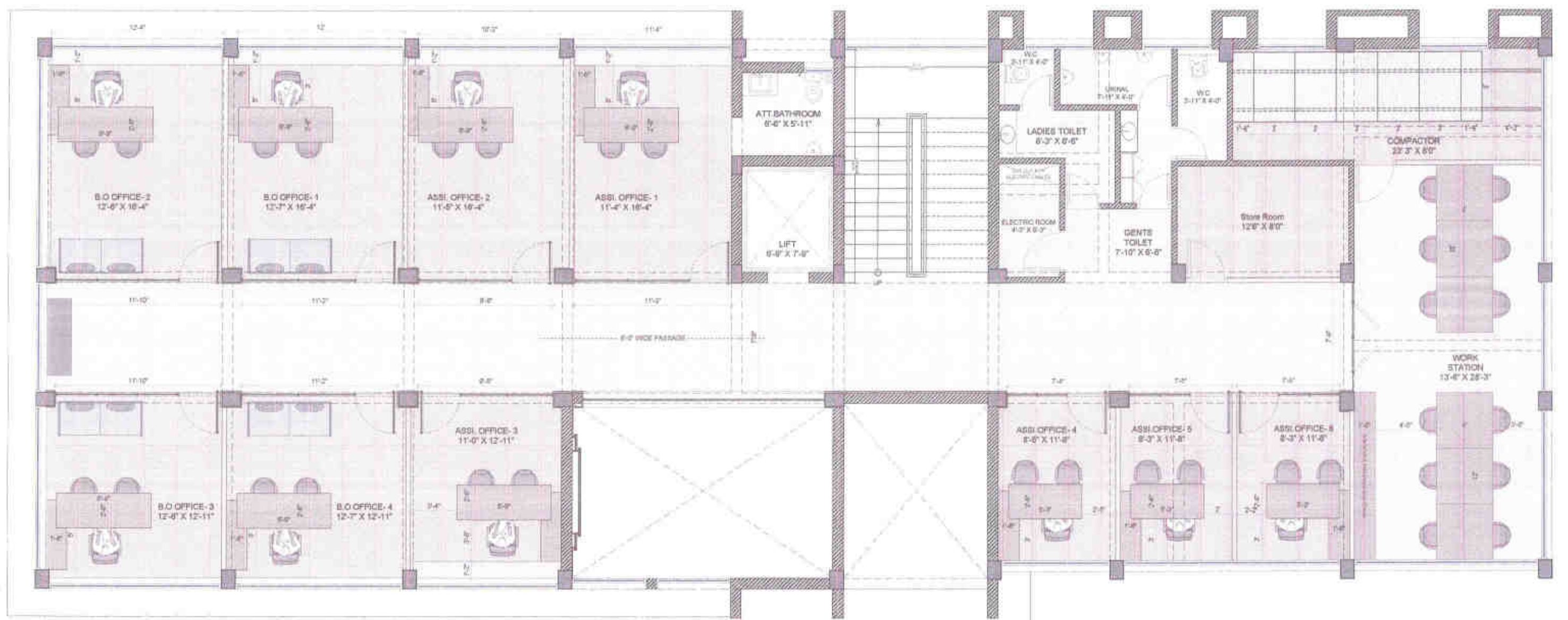
51 51



GROUND FLOOR PLAN

Handwritten signature: *Y M AD (BPP) BRC*
 Stamp: *Alvin*
 Stamp: **Alvin Devasya Design Associates & Urban Design**
 Stamp: *Surat*

GENERAL NOTE: 1. ALL DIMENSIONS ARE TO FACE UNLESS OTHERWISE SPECIFIED. 2. ALL DIMENSIONS ARE TO FACE UNLESS OTHERWISE SPECIFIED. 3. ALL DIMENSIONS ARE TO FACE UNLESS OTHERWISE SPECIFIED. 4. ALL DIMENSIONS ARE TO FACE UNLESS OTHERWISE SPECIFIED. 5. ALL DIMENSIONS ARE TO FACE UNLESS OTHERWISE SPECIFIED. 6. ALL DIMENSIONS ARE TO FACE UNLESS OTHERWISE SPECIFIED. 7. ALL DIMENSIONS ARE TO FACE UNLESS OTHERWISE SPECIFIED. 8. ALL DIMENSIONS ARE TO FACE UNLESS OTHERWISE SPECIFIED. 9. ALL DIMENSIONS ARE TO FACE UNLESS OTHERWISE SPECIFIED. 10. ALL DIMENSIONS ARE TO FACE UNLESS OTHERWISE SPECIFIED.	LEGEND: DIMENSION LINE FINISH LINE WALL LINE DOOR SWING WINDOW SWING	CONSULTANTS: STRUCTURAL CONSULTANT: MEP CONSULTANT: LANDSCAPE CONSULTANT: GREEN BUILDING CONSULTANT: PROJECT MANAGEMENT CONSULTANT:	KEY PLAN: Ground Floor	KEY PLAN: 1st Floor	KEY PLAN: 2nd Floor	SCALE: 1:100	DATE: 2023-10-10	PROJECT NO.: CPM_ID_WD_01	PROJECT NAME: GROUND FLOOR FURNITURE PLAN
			PROJECT LOCATION: ...	CLIENT: ...	DESIGNER: ...	DATE: ...	PROJECT NO.: ...	PROJECT NAME: ...	



FIRST FLOOR PLAN

Handwritten signature: *PM (BPP)*
 Akshay Architects & Urban designers
 Akshay Design Associates

GENERAL NOTES

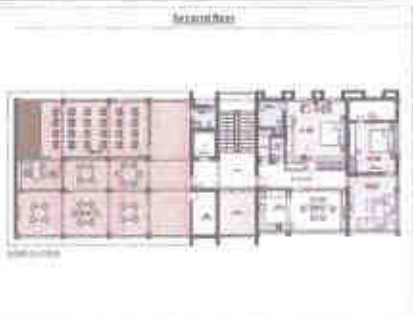
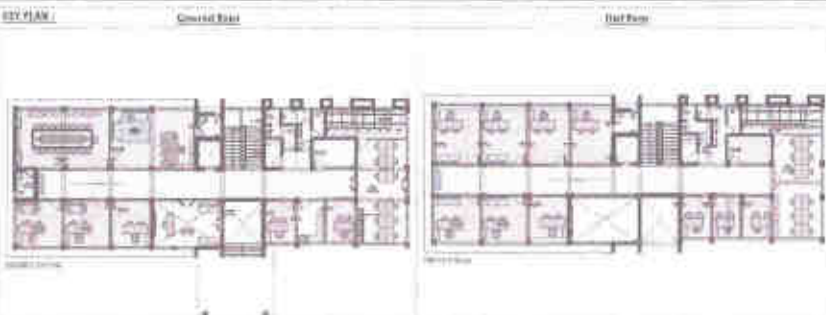
1. ALL DIMENSIONS ARE IN METERS UNLESS INDICATED OTHERWISE.
2. ALL DIMENSIONS ARE TO FACE UNLESS INDICATED OTHERWISE.
3. ROOM LEVEL, DIMENSIONS AND FINISHES ARE TO BE AS PER THE ARCHITECTURAL DRAWINGS TO BE PROVIDED BY THE CLIENT. THE ARCHITECT SHALL NOT BE RESPONSIBLE FOR THE ACCURACY OF THE DIMENSIONS AND FINISHES PROVIDED BY THE CLIENT.
4. ALL DIMENSIONS ARE TO FACE UNLESS INDICATED OTHERWISE.
5. ALL DIMENSIONS ARE TO FACE UNLESS INDICATED OTHERWISE.
6. ALL DIMENSIONS ARE TO FACE UNLESS INDICATED OTHERWISE.

LEGEND

SYMBOL	SPECIFICATION	SYMBOL	SPECIFICATION
	CONCRETE WALL		BRICK WALL
	PLASTER WALL		DOOR
	WINDOW		STAIRCASE

COORDINATORS

COORDINATOR	CONTACT NO.
PROJECT COORDINATOR	
DESIGN COORDINATOR	
CONSTRUCTION COORDINATOR	



CLIENT

PROJECT NO. _____

DATE: _____

SCALE: _____

DRAWING NO. _____

CHECKED BY: _____

DATE: _____

CPM_ID_WD_02

FIRST FLOOR FURNITURE PLAN

AKSHAY DESIGN ASSOCIATES
 ARCHITECTS & URBAN DESIGNERS
 SURAT

449 (449)



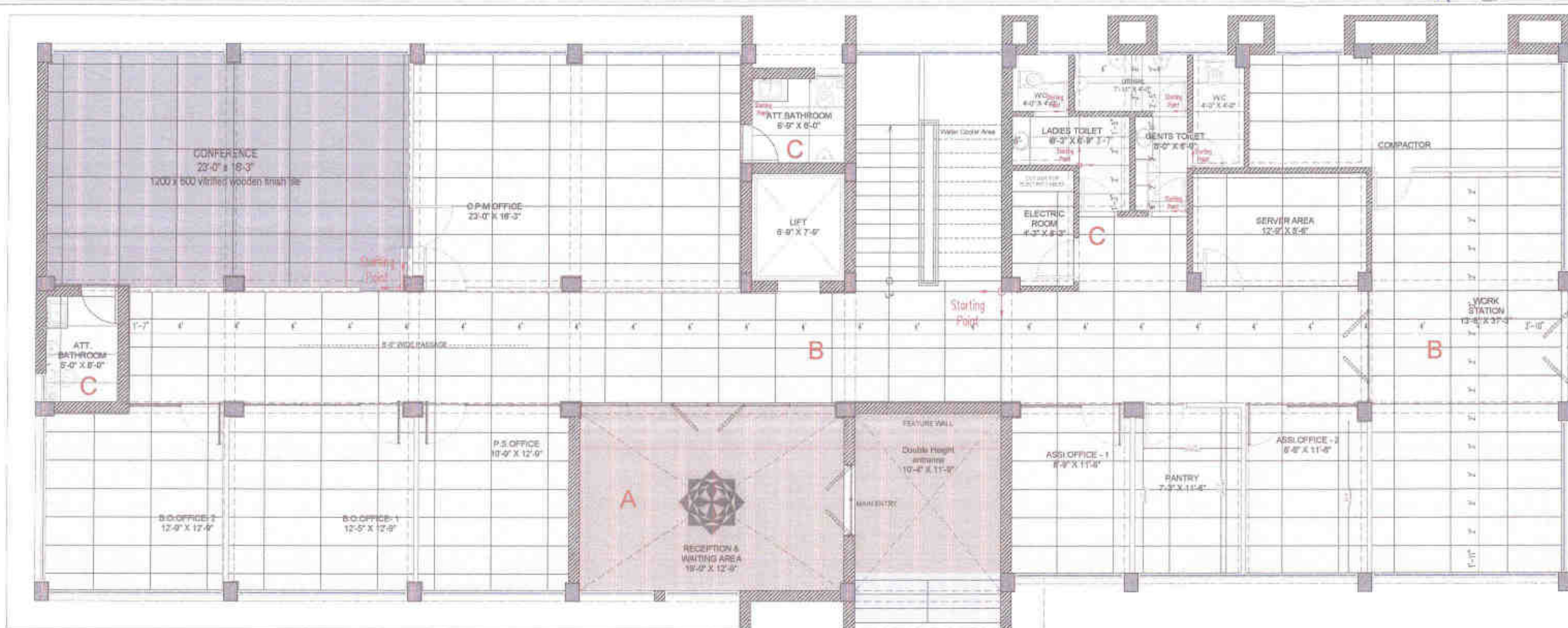
SECOND FLOOR PLAN

Handwritten signature: YW PM(BGG)BRC



GENERAL NOTES: 1. ALL DIMENSIONS ARE TO FACE UNLESS SPECIFIED OTHERWISE. 2. ALL CORNERS ARE TO BE ROUNDED UNLESS SPECIFIED OTHERWISE. 3. FINISHES TO BE AS SPECIFIED IN THE DRAWINGS UNLESS OTHERWISE NOTED. 4. FOR ANY ITEM NOT SPECIFICALLY NOTED, REFER TO THE MATERIAL SPECIFICATION SCHEDULE ATTACHED TO THIS DRAWING. 5. ALL MATERIALS AND FINISHES TO BE USED SHOULD BE APPROVED BY THE ARCHITECT PRIOR TO ORDERING. 6. THE CONTRACTOR SHALL BE RESPONSIBLE FOR OBTAINING ALL NECESSARY PERMITS AND APPROVALS FROM THE RELEVANT AUTHORITIES. 7. THIS DRAWING IS THE PROPERTY OF AEAON DEVSYA DESIGN ASSOCIATES. IT IS TO BE USED ONLY FOR THE PROJECT SPECIFICALLY IDENTIFIED HEREON. IT IS NOT TO BE REPRODUCED, COPIED, OR TRANSMITTED IN ANY FORM OR BY ANY MEANS, ELECTRONIC OR MECHANICAL, WITHOUT THE WRITTEN PERMISSION OF AEAON DEVSYA DESIGN ASSOCIATES.	LEGEND: <table border="1"> <tr><th>SYMBOL</th><th>DESCRIPTION</th></tr> <tr><td>(Symbol)</td><td>DOOR</td></tr> <tr><td>(Symbol)</td><td>WINDOW</td></tr> <tr><td>(Symbol)</td><td>WALL</td></tr> <tr><td>(Symbol)</td><td>CEILING</td></tr> <tr><td>(Symbol)</td><td>FLOOR</td></tr> <tr><td>(Symbol)</td><td>FURNITURE</td></tr> <tr><td>(Symbol)</td><td>PLUMBING</td></tr> <tr><td>(Symbol)</td><td>ELECTRICAL</td></tr> </table>	SYMBOL	DESCRIPTION	(Symbol)	DOOR	(Symbol)	WINDOW	(Symbol)	WALL	(Symbol)	CEILING	(Symbol)	FLOOR	(Symbol)	FURNITURE	(Symbol)	PLUMBING	(Symbol)	ELECTRICAL	CONSULTANTS: ARCHITECTURAL CONSULTANT: AEON DEVSYA DESIGN ASSOCIATES MECH CONSULTANT: ELECTRICAL CONSULTANT: SANITARY CONSULTANT: STRUCTURAL CONSULTANT: PROJECT MANAGEMENT CONSULTANT:	KEY PLAN: Ground Floor 1st Floor Second Floor	<table border="1"> <tr><td>DESIGNER</td><td>DATE</td><td>REVISION</td><td>DATE</td></tr> <tr><td> </td><td> </td><td> </td><td> </td></tr> </table>	DESIGNER	DATE	REVISION	DATE					SCALE: 1:50 1:100 1:150 1:200 1:250 1:300 1:350 1:400 1:450 1:500 1:600 1:700 1:800 1:900 1:1000	PROJECT: CPM ID WD 03 SECOND FLOOR FURNITURE PLAN	COMPANY: AEAON DEVSYA DESIGN ASSOCIATES 100, Arjuna Street, Tingkat 1, 100-000, Kuala Lumpur, Malaysia. Tel: +603-2020-2020 Fax: +603-2020-2020 Email: info@aedevsya.com Website: www.aedevsya.com
		SYMBOL	DESCRIPTION																														
(Symbol)	DOOR																																
(Symbol)	WINDOW																																
(Symbol)	WALL																																
(Symbol)	CEILING																																
(Symbol)	FLOOR																																
(Symbol)	FURNITURE																																
(Symbol)	PLUMBING																																
(Symbol)	ELECTRICAL																																
DESIGNER	DATE	REVISION	DATE																														

2/8 L6



GROUND FLOOR PLAN

JM
PM (Bgg) BRC

FLOORING MATERIAL LEGEND					
S/N	COLOUR	SCOPE OF WORK	SPECIFICATION	DETAILS	GROUT
INTERNAL FLOORING					
A		WAI Entry Reception & Waiting	ITALIAN MARBLE	-	EPDM
B		BO OFFICE, ASST. OFFICE, P.S. OFFICE, PANTRY, ELECTRIC ROOM, SERVER AREA, WORKSPACE	TILE	4' x 8' 1/2"	EPDM
C		ATT. BATH, LADIES TOILET, GENTS TOILET	TILE	4' x 8' 1/2"	EPDM

GENERAL NOTES:

1. ALL DIMENSIONS ARE TO FACE UNLESS SPECIFIED OTHERWISE.
2. ALL DIMENSIONS ARE IN METERS.
3. REFER TO THE DRAWINGS AND ALL ASSOCIATED DOCUMENTS FOR MORE INFORMATION.
4. IN CASE OF ANY DISCREPANCY BETWEEN ARCHITECTURAL DRAWINGS AND OTHER DOCUMENTS, THE ARCHITECTURAL DRAWINGS SHALL TAKE PRECEDENCE.
5. ALL MATERIALS TO BE USED SHALL BE APPROVED BY THE ARCHITECT.
6. ALL WORK SHALL BE DONE IN ACCORDANCE WITH THE SINGAPORE BUILDING REGULATIONS AND ALL APPLICABLE LAWS.
7. ALL WORK SHALL BE DONE IN ACCORDANCE WITH THE SINGAPORE BUILDING REGULATIONS AND ALL APPLICABLE LAWS.
8. ALL WORK SHALL BE DONE IN ACCORDANCE WITH THE SINGAPORE BUILDING REGULATIONS AND ALL APPLICABLE LAWS.

LEGEND:

SYMBOL	DESCRIPTION
[Symbol]	DOOR
[Symbol]	WINDOW
[Symbol]	WALL
[Symbol]	CEILING
[Symbol]	FLOOR
[Symbol]	STAIR
[Symbol]	LIFT
[Symbol]	TOILET
[Symbol]	BATHROOM
[Symbol]	OFFICE
[Symbol]	CONFERENCE
[Symbol]	RECEPTION
[Symbol]	PANTRY
[Symbol]	SERVER AREA
[Symbol]	ELECTRIC ROOM
[Symbol]	WORKSTATION
[Symbol]	COMPACTOR
[Symbol]	STARTING POINT

CLIENT NAME: [Name]

PROJECT NAME: [Name]

PROJECT ADDRESS: [Address]

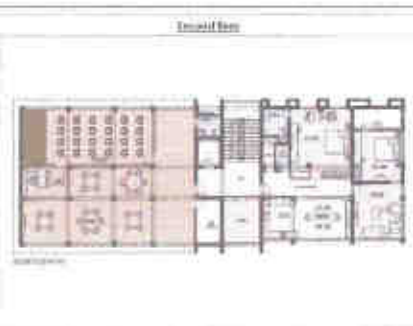
DATE: [Date]

SCALE: [Scale]

DESIGNER: [Name]

CHECKER: [Name]

APPROVER: [Name]



CLIENT NAME: [Name]

PROJECT NAME: [Name]

PROJECT ADDRESS: [Address]

DATE: [Date]

SCALE: [Scale]

DESIGNER: [Name]

CHECKER: [Name]

APPROVER: [Name]

CPM_ID_WD_04

GROUND FLOOR FLOORING PLAN

ada

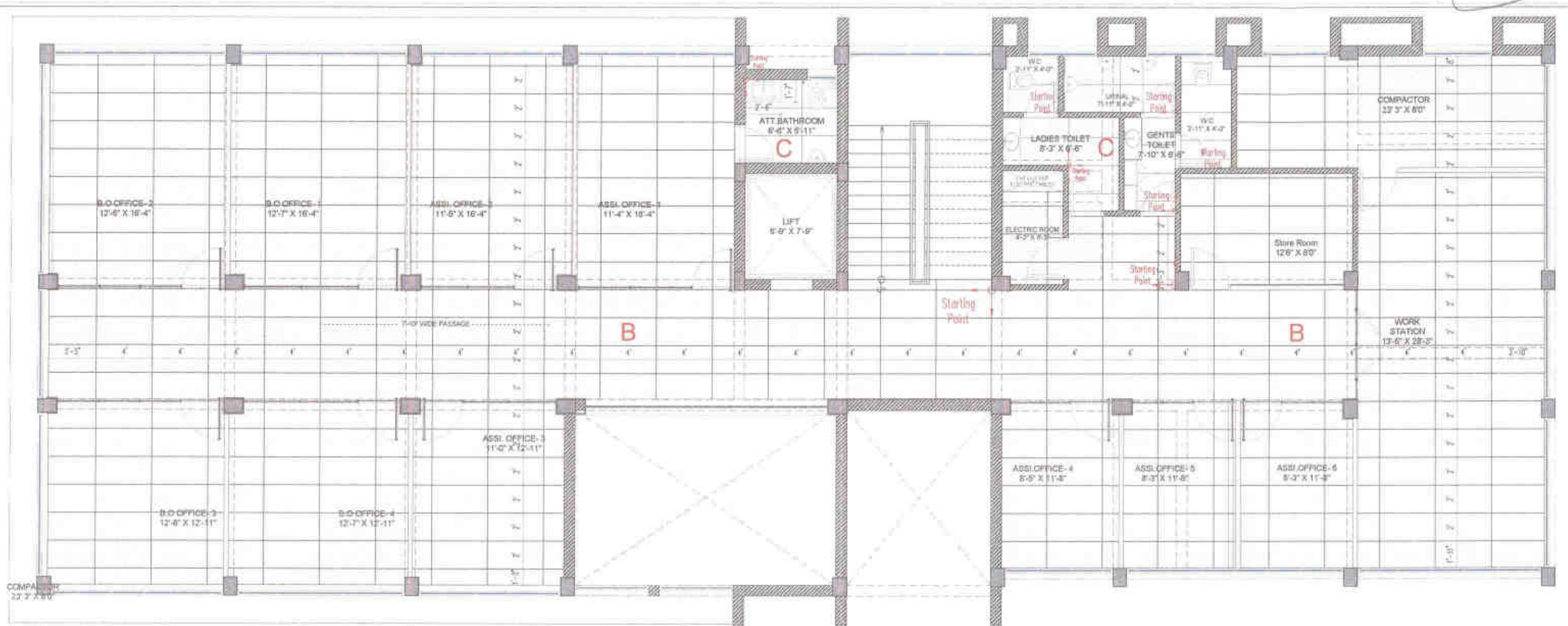
Architects & Urban designers

1111, 1111, 1111

1111, 1111, 1111

1111, 1111, 1111

49 (47)



FIRST FLOOR PLAN

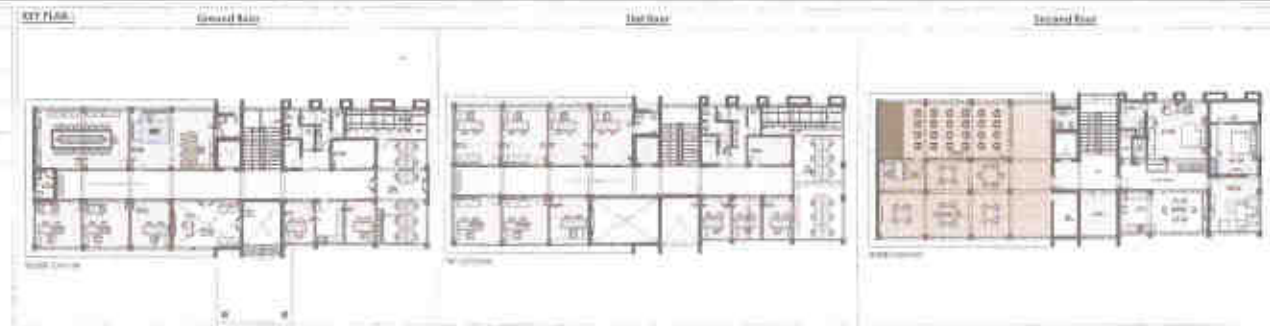
J.M. PM (BEG) BRC

FLOORING MATERIAL LEGEND					
SN	COLOUR	SCOPE OF WORK	SPECIFICATION	DETAILS	GROUT
INTERNAL FLOORING					
A		Non Entry Reception & Waiting	GRANITE MARBLE	-	EPoxy
B		BO OFFICE, ASSI. OFFICE, BO OFFICE PANTRY, ELECTRIC ROOM, SERVER AREA, WORKSPACE	ITE	4 x 7 FT	EPoxy
C		ATT. TOILET, LADIES TOILET, GENTS TOILET	ITE	6 x 7 FT	EPoxy



GENERAL NOTES
 1. ALL DIMENSIONS TO BE INDICATED BY DIMENSION LINES.
 2. ALL DIMENSIONS TO BE INDICATED BY DIMENSION LINES.
 3. ALL DIMENSIONS TO BE INDICATED BY DIMENSION LINES.
 4. ALL DIMENSIONS TO BE INDICATED BY DIMENSION LINES.
 5. ALL DIMENSIONS TO BE INDICATED BY DIMENSION LINES.

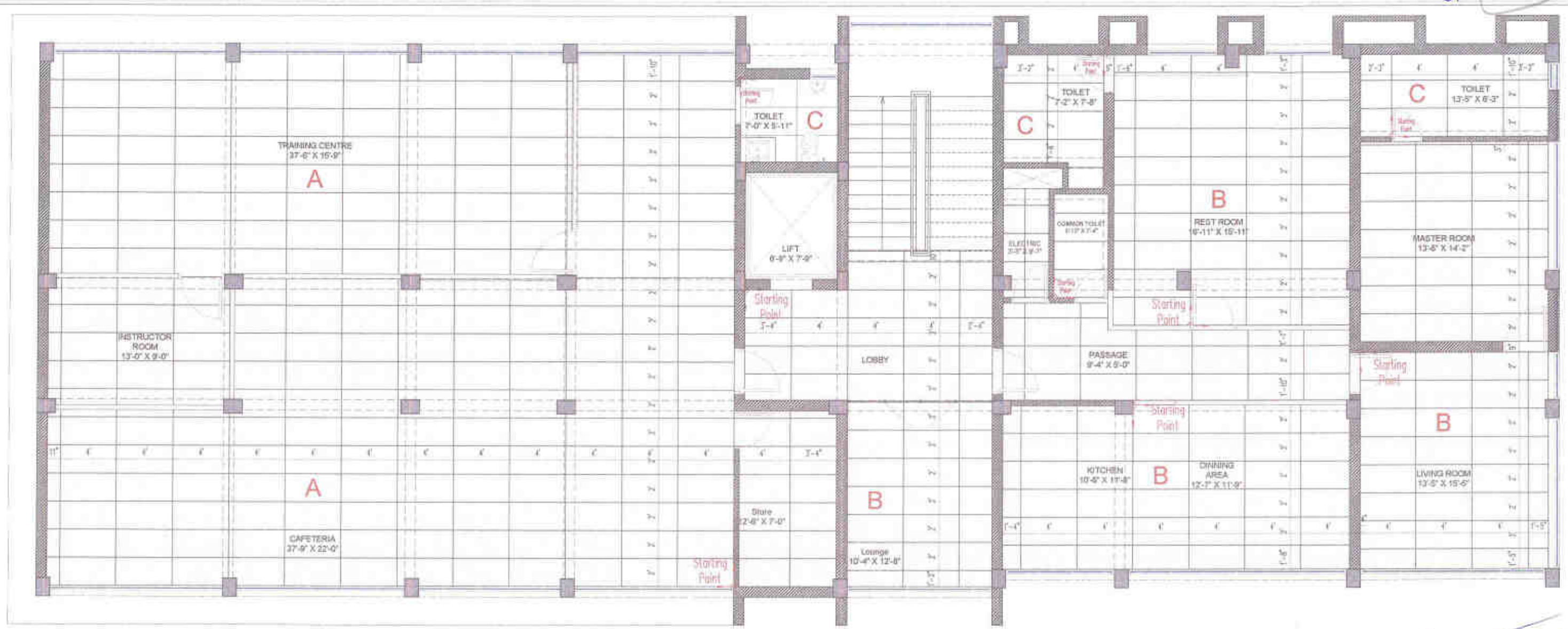
NO.	DESCRIPTION	DATE	BY	APPROVED BY
1	ISSUED FOR PERMIT			
2	ISSUED FOR PERMIT			
3	ISSUED FOR PERMIT			



CLIENT:	PROJECT NAME:
PROJECT NO.:	DATE:
PROJECT LOCATION:	SCALE:
PROJECT MANAGER:	DESIGNER:
PROJECT NO.:	DATE:

CPM ID WD 05
FIRST FLOOR FLOORING PLAN

46 46



SECOND FLOOR PLAN

JM PM (B) PRL

FLOORING MATERIAL LEGEND					
E.N.	COLOR	SCOPE OF WORK	SPECIFICATION	DETAILS	GROUT
INTERNAL FLOORING					
A		ALL ENTRY, RECEPTION & WAITING	ITALIAN MARBLE	-	EPoxy
B		RD OFFICE, ADD. OFFICE, PC OFFICE, PANTRY, STORAGE ROOM, SERVER AREA, WORKSPACE	Tile	4 x 8 TL	EPoxy
C		AT, TOILET, LADIES TOILET, GENTS TOILET	Tile	4 x 8 TL	EPoxy

GENERAL NOTES

- ALL DIMENSIONS ARE TO FACE UNLESS OTHERWISE SPECIFIED.
- ALL FINISHES ARE TO BE AS PER SPECIFICATION.
- ALL MATERIALS AND WORKMANSHIP TO BE AS PER SPECIFICATION.
- ALL WORK TO BE DONE IN ACCORDANCE WITH THE SPECIFICATIONS AND STANDARDS OF THE INDUSTRY.
- ALL WORK TO BE DONE IN ACCORDANCE WITH THE SPECIFICATIONS AND STANDARDS OF THE INDUSTRY.
- ALL WORK TO BE DONE IN ACCORDANCE WITH THE SPECIFICATIONS AND STANDARDS OF THE INDUSTRY.
- ALL WORK TO BE DONE IN ACCORDANCE WITH THE SPECIFICATIONS AND STANDARDS OF THE INDUSTRY.
- ALL WORK TO BE DONE IN ACCORDANCE WITH THE SPECIFICATIONS AND STANDARDS OF THE INDUSTRY.

NO.	REVISIONS	DATE	BY	APPROVED BY

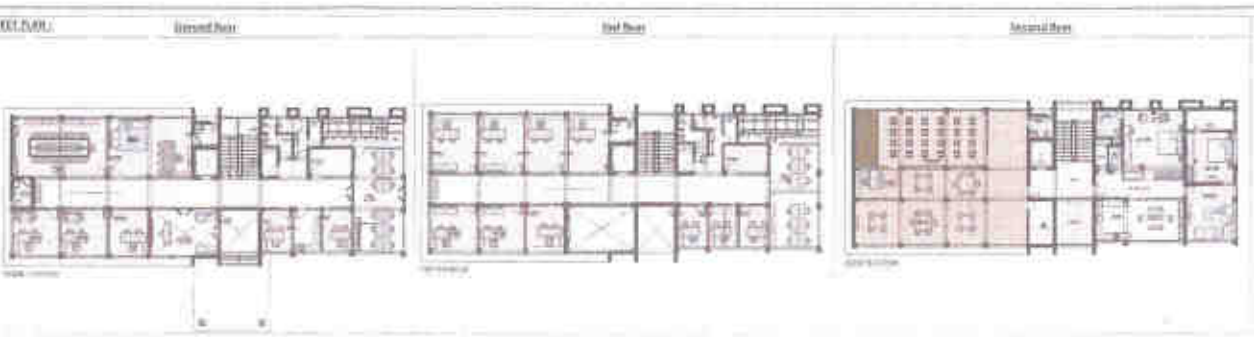
COMMENTS:

REVISIONAL COMMENTS:

NOTES:

REVISIONAL COMMENTS:

NOTES:



REVISIONS:

NO. DATE BY APPROVED BY

PROJECT INFO:

PROJECT TITLE: **CPM ID WD 08**

DRAWING TITLE: **FIRST FLOOR FLOORING PLAN**

DRAWING DATE: **2024-08-08**

DRAWING BY: **JM**

DRAWING NO.:

CPM ID WD 08

FIRST FLOOR FLOORING PLAN

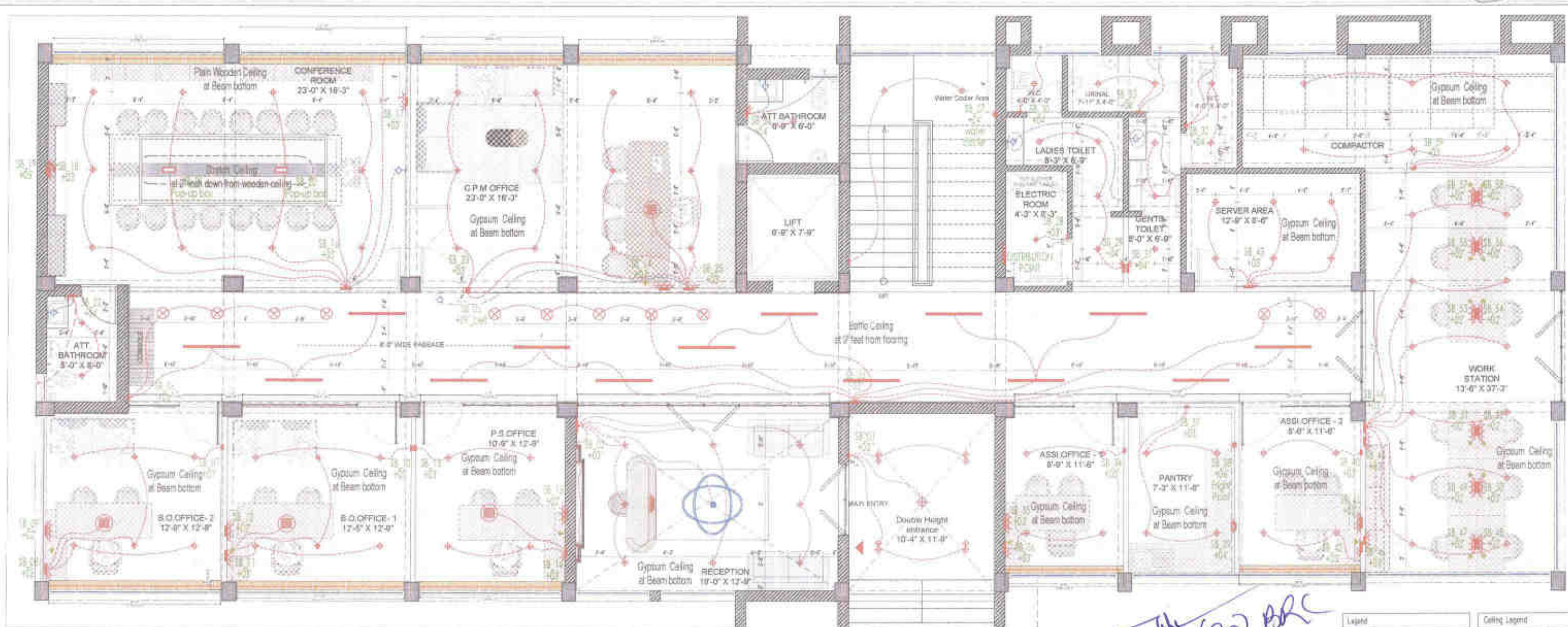
ada

Architects & Urban designers

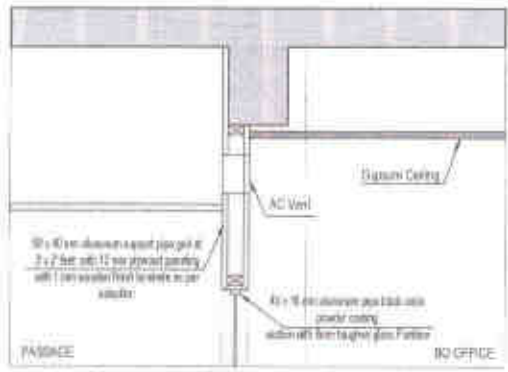
Ms. Aeon Devasya Design Associates

102/102A, 102B, 102C, 102D, 102E, 102F, 102G, 102H, 102I, 102J, 102K, 102L, 102M, 102N, 102O, 102P, 102Q, 102R, 102S, 102T, 102U, 102V, 102W, 102X, 102Y, 102Z

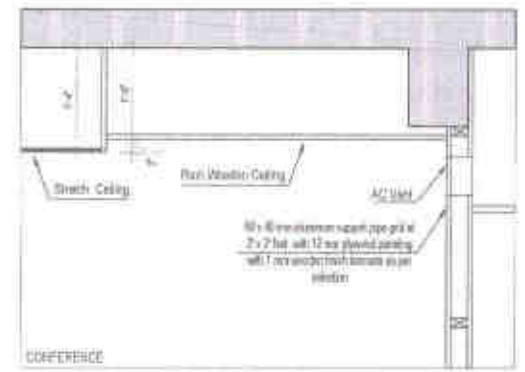
45 45



GROUND FLOOR ELECTRICAL PLAN

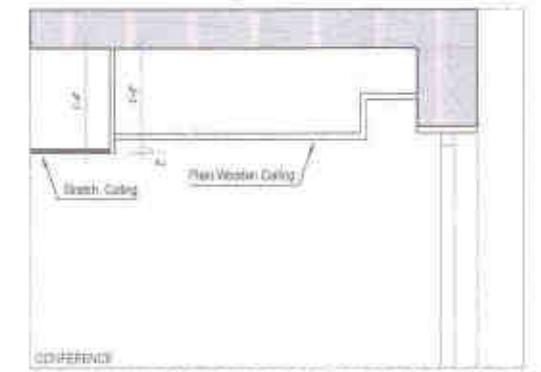


PASSAGE AND BO OFFICE SECTION



CONFERENCE AND PASSAGE SECTION

Handwritten notes: *U/W PD (B) BRC*



CONFERENCE TO OUTER WINDOW SECTION

Legend		Ceiling Legend	
	1200mm dia Ceiling Fan		Gypsum CEILING
	CONCRETE CBS		Gypsum COVE
	1/2" Plug Point		BATTLED CEILING
	3/4" Plug Point		PLAIN WATER CEILING
	Exhaust Fan		STRETCH CEILING
	Switch Board		2" x 4" PROFILE LIGHT
	T.V. Board		PROJECTOR
	Telephone Point		DATA CABLE
	Wire Connection		Plug Up Box
	Ceiling Connection		Suspended Light
	Spot concealed LOM		Pendant Light
	Track Light		
	Surface Light		
	Profile Light		

GENERAL NOTES

1. ALL DIMENSIONS ARE IN METERS UNLESS OTHERWISE SPECIFIED.
2. ALL WORK SHALL BE IN ACCORDANCE WITH THE NATIONAL ELECTRICAL CODE (NEC) AND THE NATIONAL BUILDING CODE (NBC).
3. THE CONTRACTOR SHALL BE RESPONSIBLE FOR OBTAINING ALL NECESSARY PERMITS AND APPROVALS FROM THE LOCAL AUTHORITIES.
4. THE CONTRACTOR SHALL BE RESPONSIBLE FOR THE PROTECTION OF ALL EXISTING SERVICES AND STRUCTURES.
5. ALL MATERIALS AND WORKMANSHIP SHALL BE SUBJECT TO INSPECTION AND APPROVAL BY THE ARCHITECT.

SYMBOL	SPECIFICATION	STANDARD	REFERENCE
	Gypsum Ceiling	IS: 9746	
	Gypsum Cove	IS: 9746	
	Battled Ceiling	IS: 9746	
	Plain Water Ceiling	IS: 9746	
	Stretch Ceiling	IS: 9746	

CLIENTS/CONSULTANTS

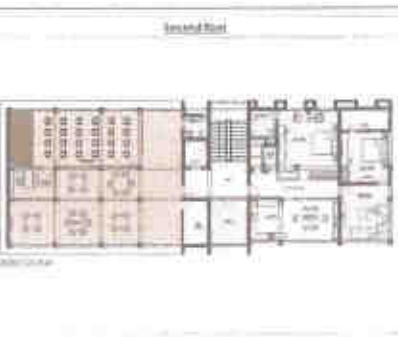
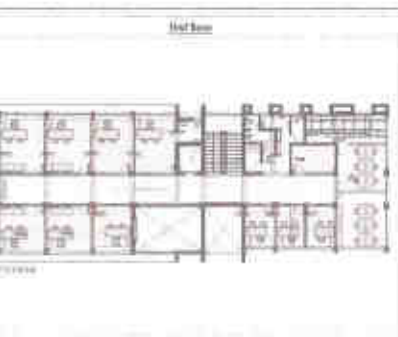
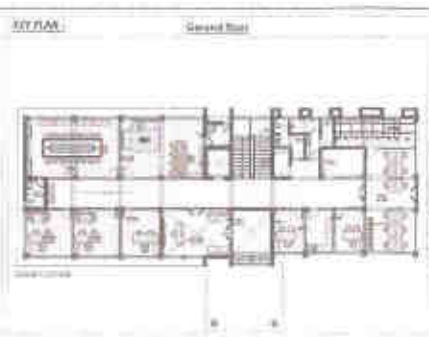
STRUCTURAL CONSULTANT: [Name]

MET CONSULTANT: [Name]

LANDSCAPE CONSULTANT: [Name]

MECHANICAL CONSULTANT: [Name]

PROJECT MANAGEMENT CONSULTANT: [Name]



REVISIONS

NO.	DESCRIPTION	DATE
1	ISSUED FOR PERMIT	15/10/2024
2	REVISED AS PER ARCHITECT'S COMMENTS	20/10/2024

DATE: 15/10/2024

CHECKED BY: [Name]

DESIGNED BY: [Name]

SCALE: 1:100

CPM_ID_WD_07

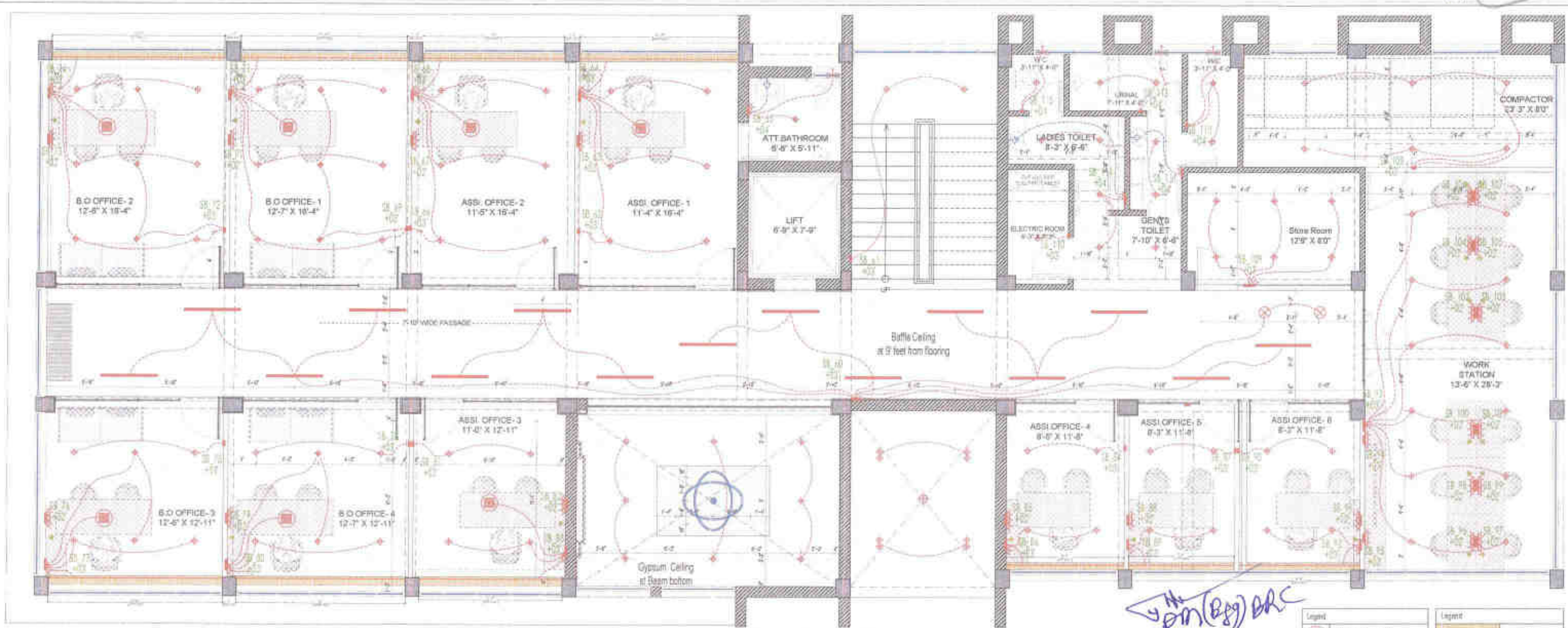
GROUND FLOOR ELECTRICAL PLAN

ada

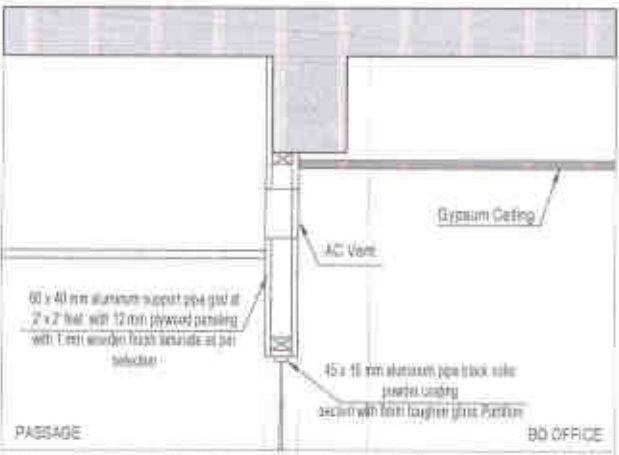
Architects & Urban Designers

Surat, Gujarat

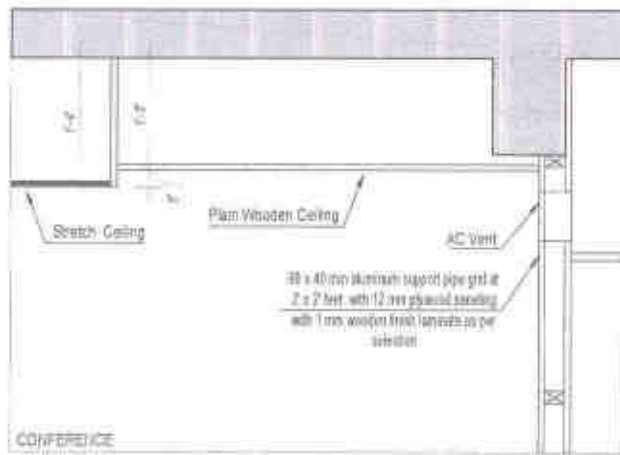
24 44



FIRST FLOOR ELECTRICAL PLAN



PASSAGE AND BO OFFICE SECTION



CONFERENCE AND PASSAGE SECTION



BO OFFICE SECTION

Legend		Legend	
	Ceiling Fan		Gypsum CORE
	CENTRALIZED COB		BAFFLE CEILING
	15 A Plug Point		PLAIN MENEER CEILING
	5 A Plug Point		Gypsum CEILING
	External Fan		STRETCH CEILING
	Switch Board		
	T.V. Boxes		
	Telephone Point		2' x 4' PROFILE LIGHT
	Wire Connector		PROJECTOR
	Ceiling Connector		DATA CABLE
	Spot connected COB		Plug Up Box
	Track Light		Suspended Light
	Surface Light		Pendant Light
	Profile Light		

GENERAL NOTES

1. ALL DIMENSIONS ARE IN METERS UNLESS OTHERWISE SPECIFIED.
2. ALL DIMENSIONS ARE TO FACE UNLESS OTHERWISE SPECIFIED.
3. ALL DIMENSIONS ARE TO FACE UNLESS OTHERWISE SPECIFIED.
4. ALL DIMENSIONS ARE TO FACE UNLESS OTHERWISE SPECIFIED.
5. ALL DIMENSIONS ARE TO FACE UNLESS OTHERWISE SPECIFIED.
6. ALL DIMENSIONS ARE TO FACE UNLESS OTHERWISE SPECIFIED.
7. ALL DIMENSIONS ARE TO FACE UNLESS OTHERWISE SPECIFIED.
8. ALL DIMENSIONS ARE TO FACE UNLESS OTHERWISE SPECIFIED.
9. ALL DIMENSIONS ARE TO FACE UNLESS OTHERWISE SPECIFIED.
10. ALL DIMENSIONS ARE TO FACE UNLESS OTHERWISE SPECIFIED.

NO.	DESCRIPTION	REVISION	DATE

CONSULTANTS

STRUCTURAL CONSULTANT:

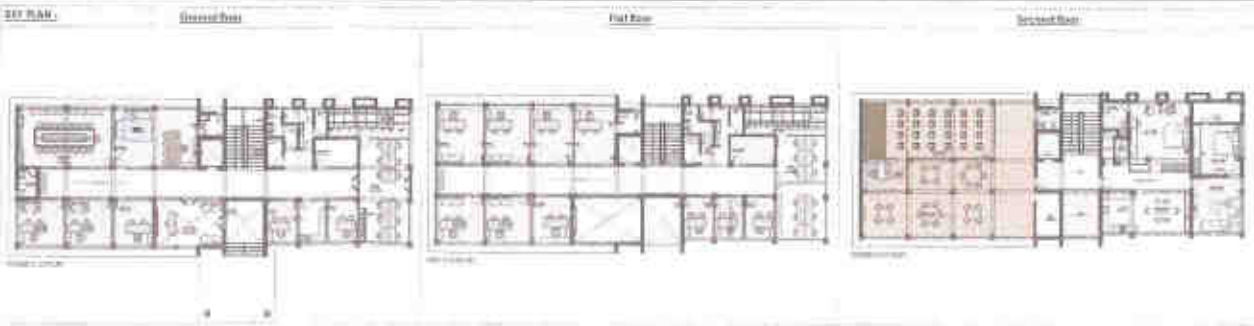
MET CONSULTANT:

LANDSCAPE CONSULTANT:

MECHANICAL CONSULTANT:

ELECTRICAL CONSULTANT:

PROJECT MANAGEMENT CONSULTANT:



REVISION

NO. 1

DATE: 11/11/2024

BY: [Signature]

REVISION NO.:

DATE:

BY:

CPM_ID_WD_08

FIRST FLOOR ELECTRICAL PLAN

ada

Architects & Urban designers

Surabaya

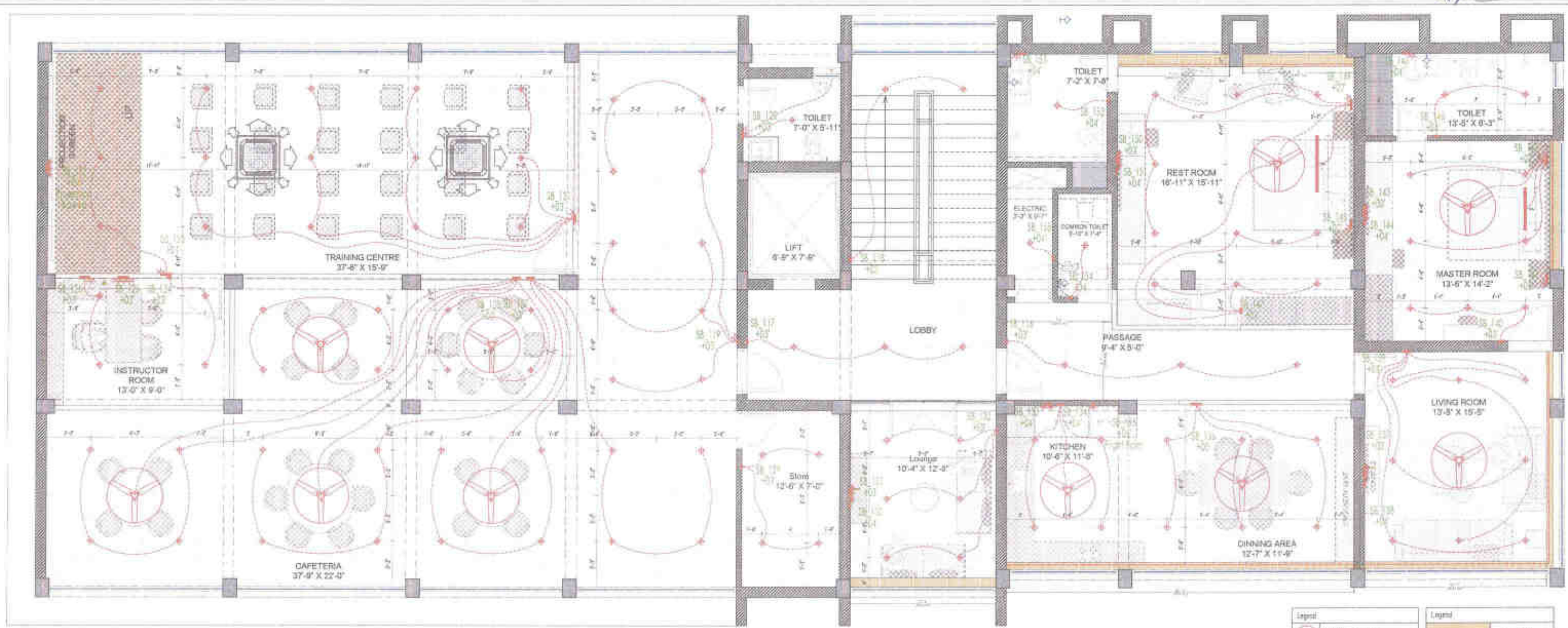
10010 Jember Street, Surabaya, Indonesia

Phone: +62 31 4550007

Website: www.ada-architects.com



43 (03)



SECOND FLOOR ELECTRICAL PLAN

Legend		Legend	
	100mm dia Ceiling Fan		Gypsum CODE
	CONSOLID COB		BAFFLE CEILING
	Apt Point		VENUE CEILING
	15 A Plug Point		Gypsum CEILING
	3 A Plug Point		STRETCH CEILING
	Exhaust Fan		
	Switch Board		
	T.V. Board		
	Telephone Point		2 1/4 PROFILE LIGHT
	Net Connection		PROJECTOR
	Cable Connection		DATA CABLE
	Spot concealed COB		Pop Up Box
	Track Light		Suspended Light
	Surface Light		Pendant Light
	Puddle Light		

Wm PM (Bgg) BRC



GENERAL NOTES

- ALL DIMENSIONS ARE TO BE FINISHED SURF UNLESS SPECIFIED OTHERWISE.
- ALL WORK SHALL BE IN ACCORDANCE WITH THE NATIONAL ELECTRICAL CODE (NEC) AND THE NATIONAL FIRE ALARM AND SIGNALING CODE (NFPA).
- ALL WORK SHALL BE IN ACCORDANCE WITH THE NATIONAL ELECTRICAL CODE (NEC) AND THE NATIONAL FIRE ALARM AND SIGNALING CODE (NFPA).
- ALL WORK SHALL BE IN ACCORDANCE WITH THE NATIONAL ELECTRICAL CODE (NEC) AND THE NATIONAL FIRE ALARM AND SIGNALING CODE (NFPA).

SYMBOL	EXPLANATION
	100mm dia ceiling fan
	CONSOLIDATED COB
	APPT POINT
	15A PLUG POINT
	3A PLUG POINT
	EXHAUST FAN
	SWITCH BOARD
	T.V. BOARD
	TELEPHONE POINT
	NET CONNECTION
	CABLE CONNECTION
	SPOT CONCEALED COB
	TRACK LIGHT
	SURFACE LIGHT
	PUDDLE LIGHT

CONSULTANTS

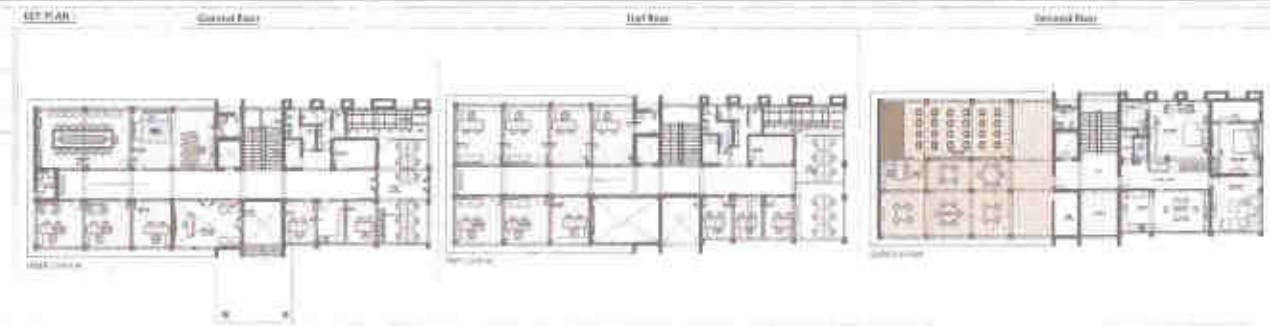
GENERAL CONSULTANT: **ADARSH CONSULTANTS**

MEP CONSULTANT: **ADARSH CONSULTANTS**

ARCHITECT CONSULTANT: **ADARSH CONSULTANTS**

INTERIOR DESIGN CONSULTANT: **ADARSH CONSULTANTS**

PROJECT MANAGEMENT CONSULTANCY: **ADARSH CONSULTANTS**



CLIENT	NAME: _____
PROJECT	NAME: _____
DATE	_____
SCALE	_____
DESIGNER	NAME: _____
CHECKED BY	NAME: _____
DATE	_____

CPM_ID_WD_09

SECOND FLOOR ELECTRICAL PLAN

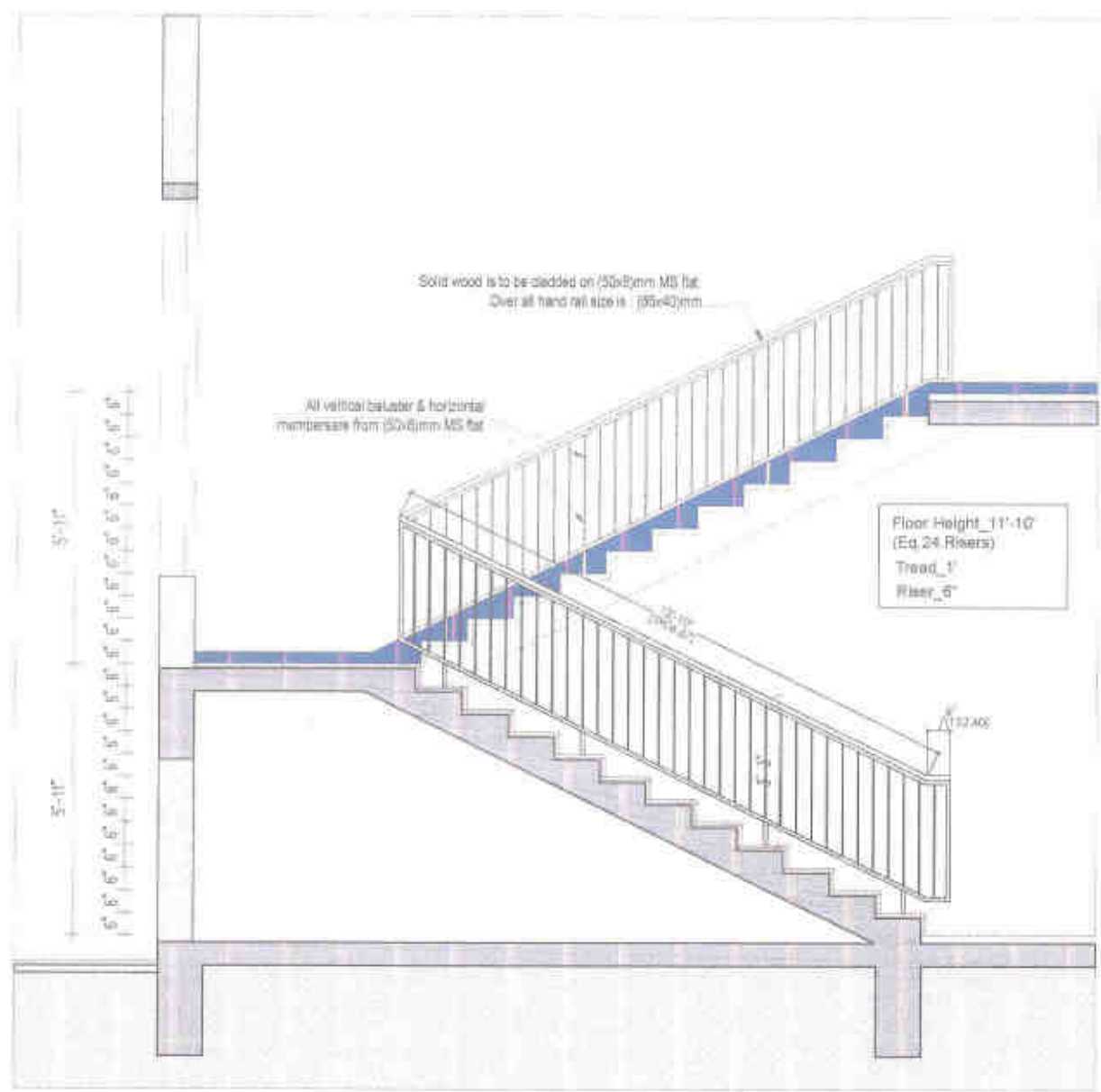
adada

Architects

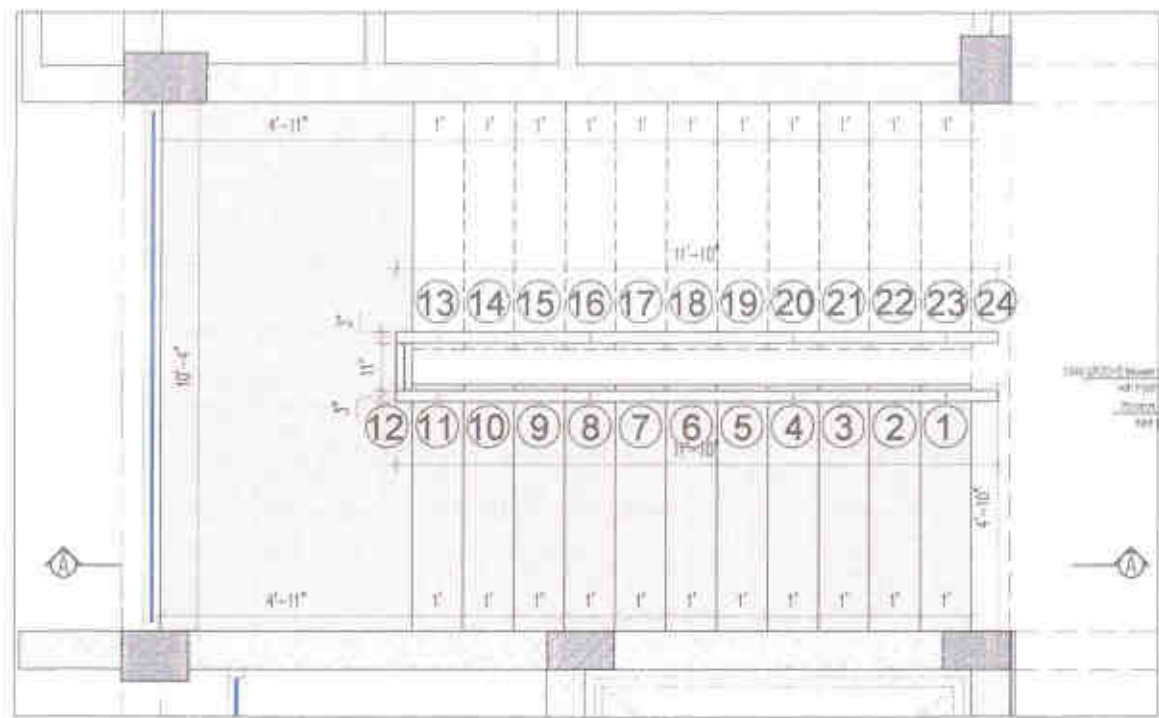
Urban designers

Sural

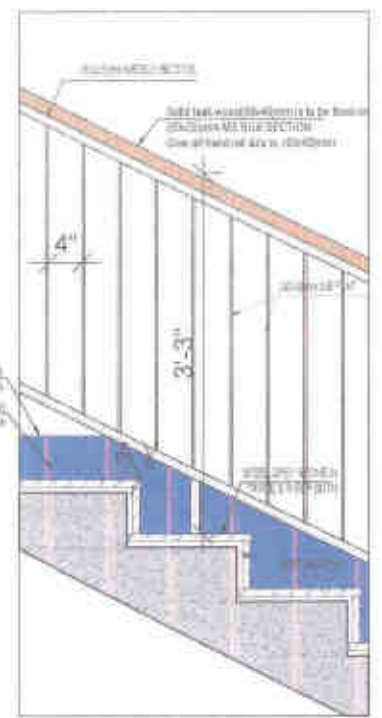
42 42



SECTION -A



PLAN



DETAIL

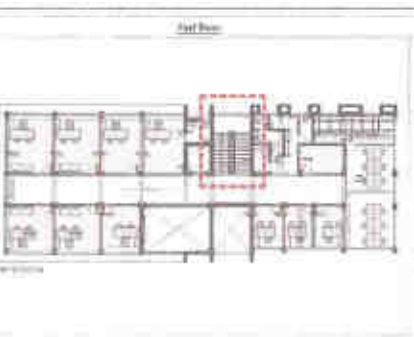
Handwritten signature: V. W. P. M. (B. S. B. R. E.)



GENERAL NOTES:
 1. ALL DIMENSIONS ARE TO FACE UNLESS OTHERWISE SPECIFIED.
 2. ALL DIMENSIONS ARE TO FACE UNLESS OTHERWISE SPECIFIED.
 3. ALL DIMENSIONS ARE TO FACE UNLESS OTHERWISE SPECIFIED.
 4. ALL DIMENSIONS ARE TO FACE UNLESS OTHERWISE SPECIFIED.
 5. ALL DIMENSIONS ARE TO FACE UNLESS OTHERWISE SPECIFIED.
 6. ALL DIMENSIONS ARE TO FACE UNLESS OTHERWISE SPECIFIED.
 7. ALL DIMENSIONS ARE TO FACE UNLESS OTHERWISE SPECIFIED.
 8. ALL DIMENSIONS ARE TO FACE UNLESS OTHERWISE SPECIFIED.
 9. ALL DIMENSIONS ARE TO FACE UNLESS OTHERWISE SPECIFIED.
 10. ALL DIMENSIONS ARE TO FACE UNLESS OTHERWISE SPECIFIED.

NO.	REVISION	DATE	BY	CHKD.

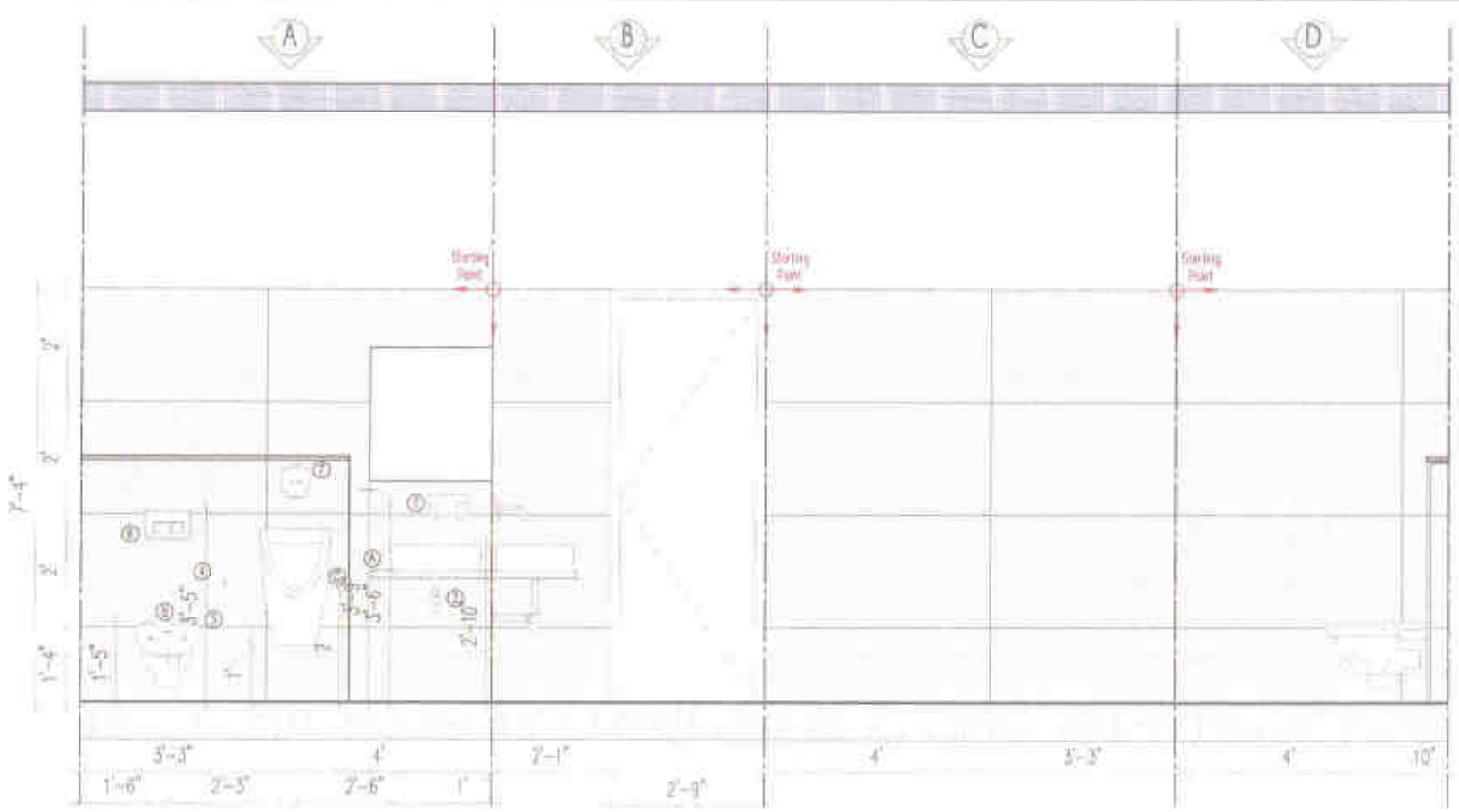
CONSULTANTS:
 STRUCTURAL CONSULTANT:
 NOT CONSULTED
 ARCHITECT CONSULTANT:
 DESIGNING CONSULTANT:
 PROJECT MANAGEMENT CONSULTANT:



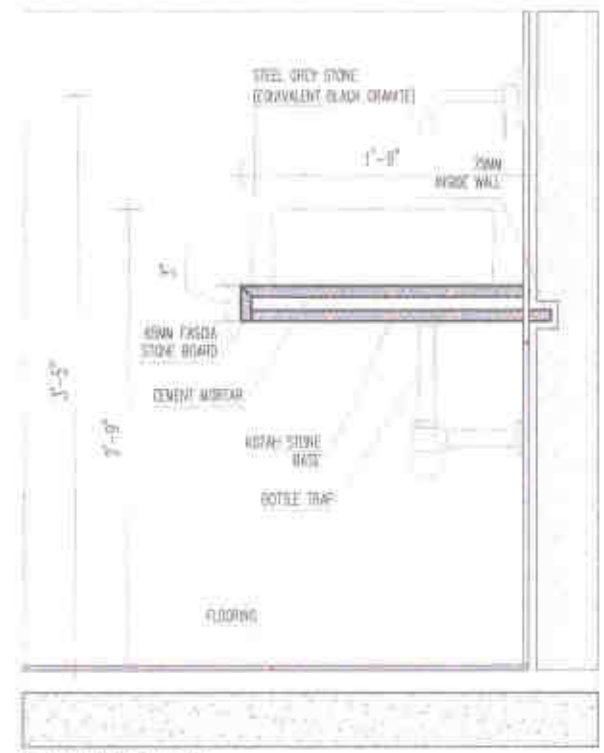
CLIENT:
PROJECT:
DATE:
SCALE:
DESIGNED BY:
CHECKED BY:
DATE:
SCALE:
PROJECT NO.:

CPM_ID_WD_10
 STAIRCASE_RAILING_DETAIL

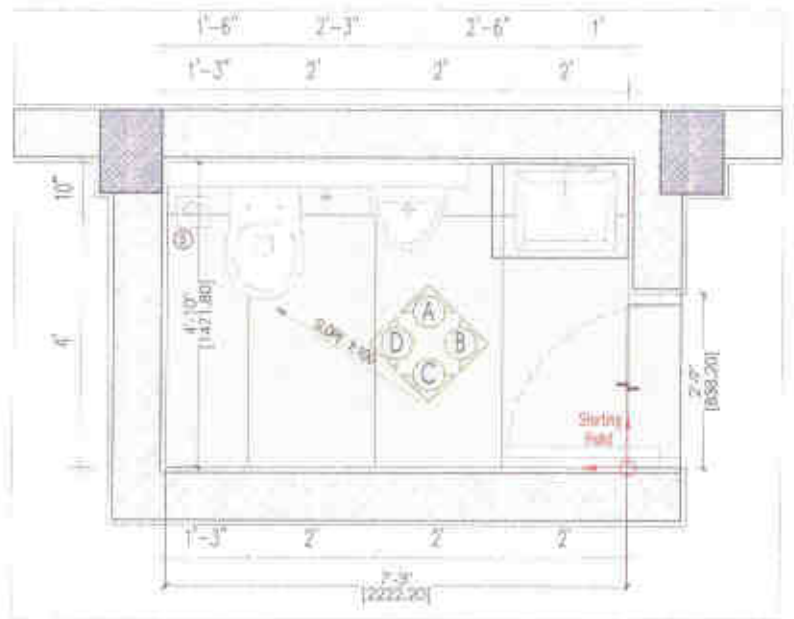




CONFERENCE ROOM ATT. BATHROOM ELEVATION



BASIN DETAIL



CONFERENCE ROOM ATT. BATHROOM PLAN

BATHROOM FIXTURES				
NO	DESCRIPTION	COMPANY NAME	MODEL/CODE	QTY
1	BASIN MIXTURE	JAJUAR	ARI-39441X	1
2	BOTTLE TRAP	JAJUAR	ALC-CHR-773ML100X125	1
3	TWO WAY BIG COCK	JAJUAR	ARI-39041	1
4	HEALTH FAUCET	JAJUAR	ALD-CHR-573	1
5	HAND TRAP	JAJUAR	-	1
6	FLUSH PLATE FOR WC	JAJUAR	JCP-CHR-352415	1
7	AUTOMATIC SENSOR FLUSH	JAJUAR	SNR-HTL-510B3	1

BATHROOM SANITARY WARE				
NO	DESCRIPTION	COMPANY NAME	MODEL/CODE	QTY
A	Wash basin TABLE TOP	JAJUAR	JCR SERIES JCR-WHT-25907H Size: 530x420x140mm	1
B	WC with soft close seat cover	JAJUAR	Continental CNS-WHT-9615PF Soft close PF seat cover Size: 385x545x360mm	1
C	URINAL	JAJUAR	URS-WHT-13253N URINAL (BACK INLET) WITH FIXING ACCESSORIES SET. SIZE: 385x125x635	1

Handwritten signature: V M P M C B D B R O

Acron Dewasya Design Associates
Architects & Urban designers
Surabaya

<p>REVISIONS:</p> <p>1. ALL DIMENSIONS ARE IN METERS UNLESS OTHERWISE SPECIFIED.</p> <p>2. ALL DIMENSIONS ARE TO FACE UNLESS OTHERWISE SPECIFIED.</p> <p>3. ALL DIMENSIONS ARE TO FACE UNLESS OTHERWISE SPECIFIED.</p> <p>4. ALL DIMENSIONS ARE TO FACE UNLESS OTHERWISE SPECIFIED.</p> <p>5. ALL DIMENSIONS ARE TO FACE UNLESS OTHERWISE SPECIFIED.</p> <p>6. ALL DIMENSIONS ARE TO FACE UNLESS OTHERWISE SPECIFIED.</p> <p>7. ALL DIMENSIONS ARE TO FACE UNLESS OTHERWISE SPECIFIED.</p> <p>8. ALL DIMENSIONS ARE TO FACE UNLESS OTHERWISE SPECIFIED.</p> <p>9. ALL DIMENSIONS ARE TO FACE UNLESS OTHERWISE SPECIFIED.</p> <p>10. ALL DIMENSIONS ARE TO FACE UNLESS OTHERWISE SPECIFIED.</p>	<p>LEGEND:</p> <p>1. WALL</p> <p>2. FLOOR</p> <p>3. CEILING</p> <p>4. DOOR</p> <p>5. WINDOW</p> <p>6. STAIR</p> <p>7. ELEVATOR</p> <p>8. PLANT ROOM</p> <p>9. SERVICE CORE</p> <p>10. COMMON AREA</p>	<p>CONTRACT:</p> <p>1. CONTRACT NO.</p> <p>2. CONTRACT DATE</p> <p>3. CONTRACT VALUE</p> <p>4. CONTRACT TYPE</p> <p>5. CONTRACT STATUS</p>	<p>SECTION:</p> <p>1. SECTION NO.</p> <p>2. SECTION DATE</p> <p>3. SECTION SCALE</p> <p>4. SECTION STATUS</p>	<p>REVISIONS:</p> <p>1. REVISION NO.</p> <p>2. REVISION DATE</p> <p>3. REVISION DESCRIPTION</p> <p>4. REVISION STATUS</p>	<p>PROJECT:</p> <p>1. PROJECT NO.</p> <p>2. PROJECT NAME</p> <p>3. PROJECT LOCATION</p> <p>4. PROJECT STATUS</p>	<p>CLIENT:</p> <p>1. CLIENT NAME</p> <p>2. CLIENT ADDRESS</p> <p>3. CLIENT CONTACT</p> <p>4. CLIENT STATUS</p>	<p>DATE:</p> <p>1. DATE NO.</p> <p>2. DATE DATE</p> <p>3. DATE SCALE</p> <p>4. DATE STATUS</p>	<p>PROJECT TITLE:</p> <p>1. PROJECT TITLE</p> <p>2. PROJECT LOCATION</p> <p>3. PROJECT STATUS</p>	<p>PROJECT NO.:</p> <p>1. PROJECT NO.</p> <p>2. PROJECT DATE</p> <p>3. PROJECT SCALE</p> <p>4. PROJECT STATUS</p>	<p>PROJECT TITLE:</p> <p>1. PROJECT TITLE</p> <p>2. PROJECT LOCATION</p> <p>3. PROJECT STATUS</p>	<p>PROJECT NO.:</p> <p>1. PROJECT NO.</p> <p>2. PROJECT DATE</p> <p>3. PROJECT SCALE</p> <p>4. PROJECT STATUS</p>

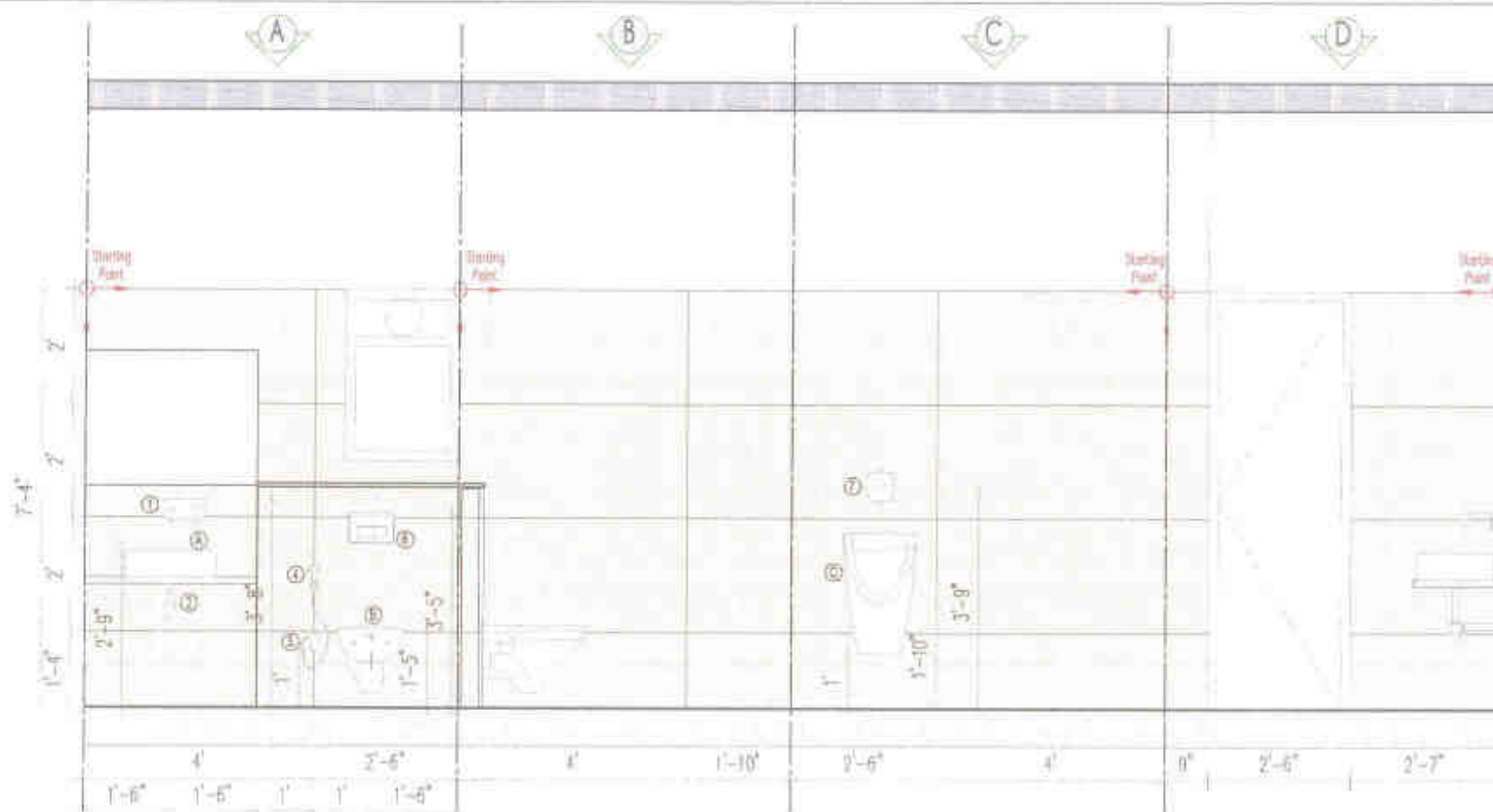
CPM_ID_WD_11

CONFERENCE ROOM ATTACH TOILET

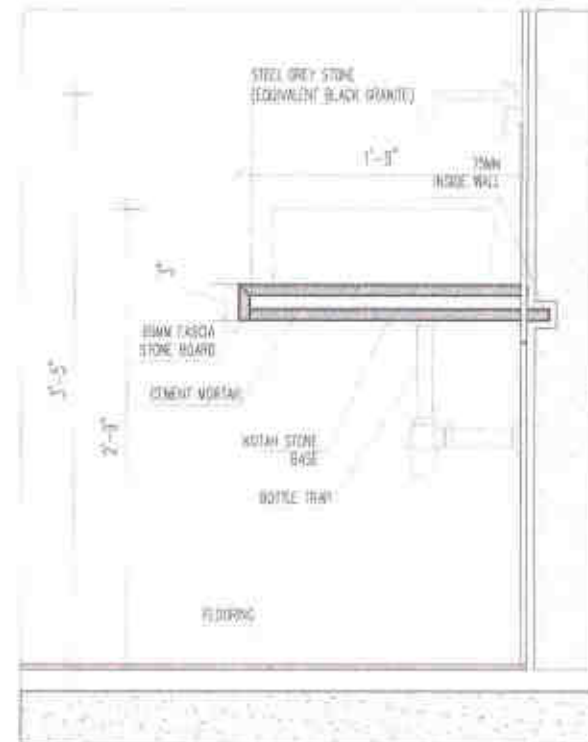
ad da

Acron Dewasya Design Associates
Architects & Urban designers
Surabaya

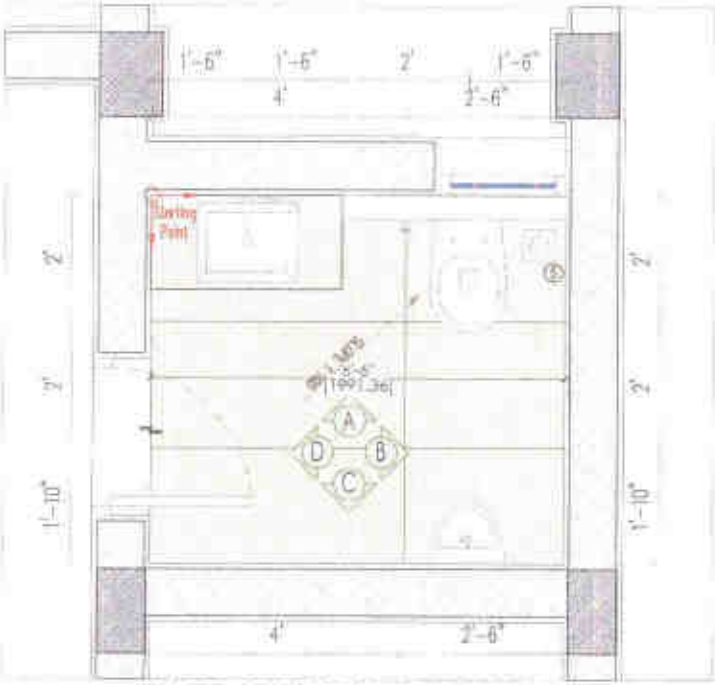
100, Jember Street, Jember City, East Java, Indonesia
Telp: 031-8222222
Fax: 031-8222222



C.P.M OFFICE ATT. BATHROOM FLODED ELEVATION



BASIN DETAIL



C.P.M OFFICE ATT. BATHROOM PLAN

BATHROOM FIXTURES				
NO	DESCRIPTION	COMPANY NAME	MODEL/CODE	NOS.
1	BASIN MIXTURE	JAJUAR	ARI-29441K	1
2	BOTTLE TRAP	JAJUAR	ALE-CHR-77.WLJ00X125	1
3	TWO WAY BIB COCK	JAJUAR	ARI-39041	1
4	HEALTH FAUCET	JAJUAR	ALD-CHR-573	1
5	NANI TRAP	JAJUAR	-	1
6	FLUSH PLATE FOR WC	JAJUAR	JCP-CHR-352415	1
7	AUTOMATIC SENSOR FLUSH	JAJUAR	SNR-HTL-S1083	1

BATHROOM SANITARY WARE				
NO	DESCRIPTION	COMPANY NAME	MODEL/CODE	NOS.
A	Wash basin TABLE TOP	JAJUAR	JDR SERIES JDR-WHT-25907N Size: 530x425x140mm	1
B	WC with soft close seat cover	JAJUAR	Continental C15-WHT-98T5PP Soft close PP seat cover Size: 383x415x360mm	1
C	URINAL	JAJUAR	URS-WHT-13253N URINAL (BACK INLET) WITH FORMING ACCESSORIES SET. SIZE: 385x375x635	1

Tyuh pm (Bgg) BRC

Abon Devasya Design
Architect
Urban designers
Surabaya

GENERAL NOTE

1. ALL DIMENSIONS ARE TO FACE UNLESS OTHERWISE SPECIFIED.
2. ALL DIMENSIONS ARE IN MILLIMETERS.
3. FINISH SHALL BE AS SPECIFIED IN THE DRAWING.
4. ALL DIMENSIONS ARE TO FACE UNLESS OTHERWISE SPECIFIED.
5. ALL DIMENSIONS ARE TO FACE UNLESS OTHERWISE SPECIFIED.
6. ALL DIMENSIONS ARE TO FACE UNLESS OTHERWISE SPECIFIED.
7. ALL DIMENSIONS ARE TO FACE UNLESS OTHERWISE SPECIFIED.
8. ALL DIMENSIONS ARE TO FACE UNLESS OTHERWISE SPECIFIED.
9. ALL DIMENSIONS ARE TO FACE UNLESS OTHERWISE SPECIFIED.
10. ALL DIMENSIONS ARE TO FACE UNLESS OTHERWISE SPECIFIED.

LEGEND

SYMBOL	DESCRIPTION
[Symbol]	WALL
[Symbol]	DOOR
[Symbol]	WINDOW
[Symbol]	CEILING
[Symbol]	FLOORING

COORDINATES

RESIDENSI COMBISAM
KAWASAN COMBISAM
GAYA MINGGI COMBISAM
PROJEK MANAJEMEN COMBISAM

SET PLAN

Ground Floor
1st Floor
2nd Floor

REVISION

NO	REVISION	DATE
1	ISSUE FOR PERMIT TO CONSTRUCT	10/10/2023

PROJECT INFORMATION

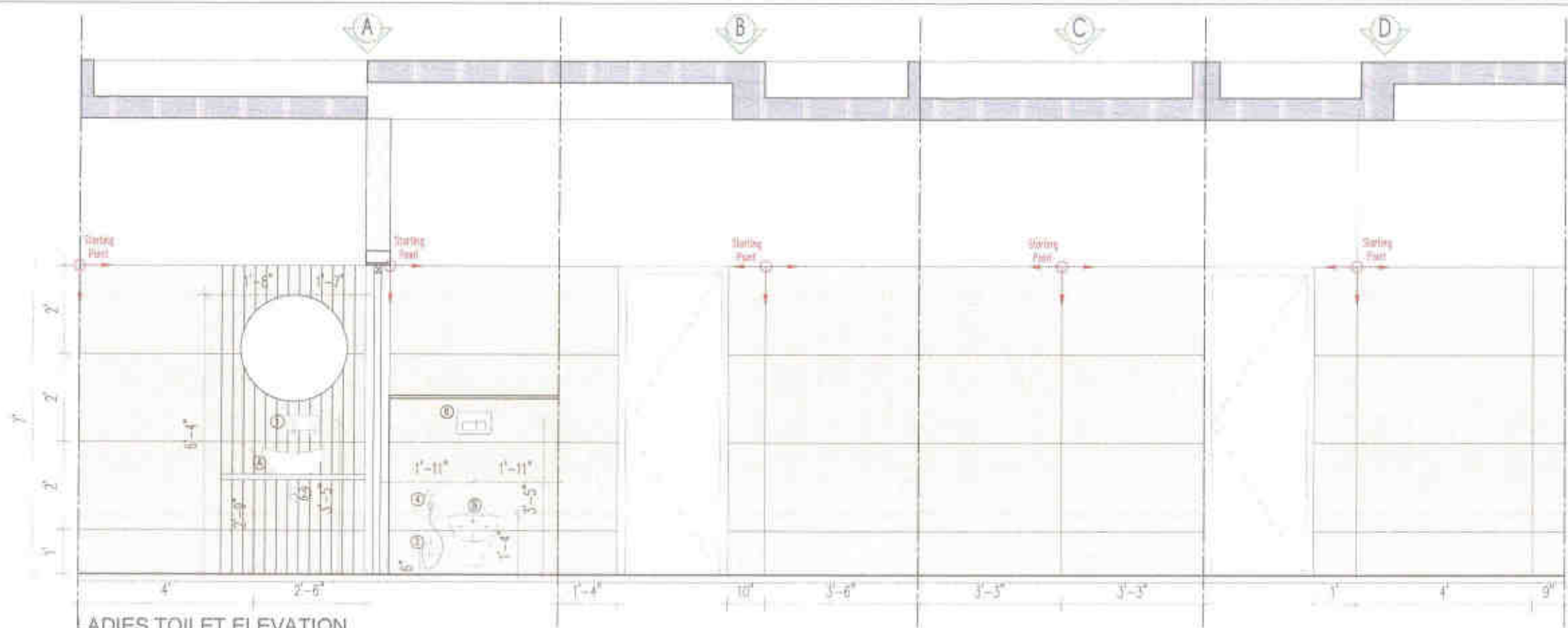
PROJECT NAME: CPM CHAMBER ATTACH TOILET
CLIENT: PT. CPM
DESIGNER: ABON DEVASYA DESIGN
DATE: 10/10/2023

APPROVALS

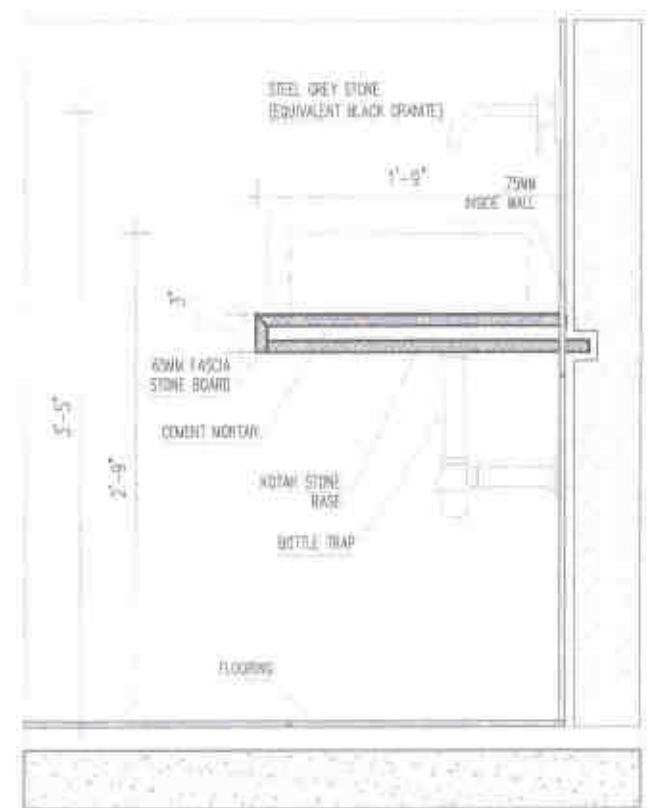
DESIGNED BY: [Signature]
CHECKED BY: [Signature]
APPROVED BY: [Signature]

PROJECT NO.
CPM_ID_WD_12
CPM CHAMBER ATTACH TOILET

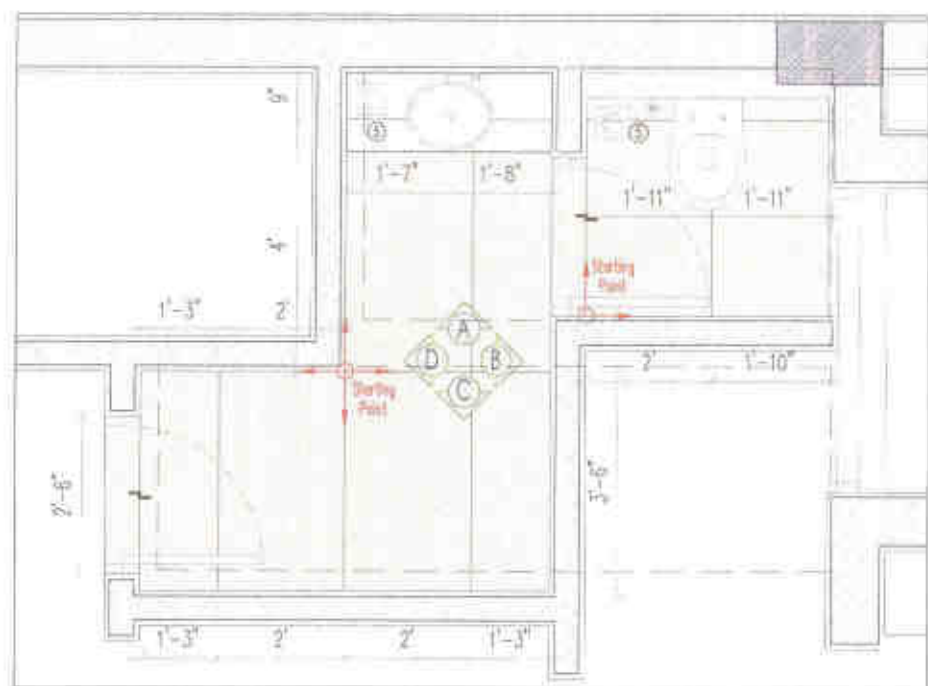
CONTACT
Abon Devasya Design
Jl. [Address]
Surabaya



LADIES TOILET ELEVATION



BASIN DETAIL



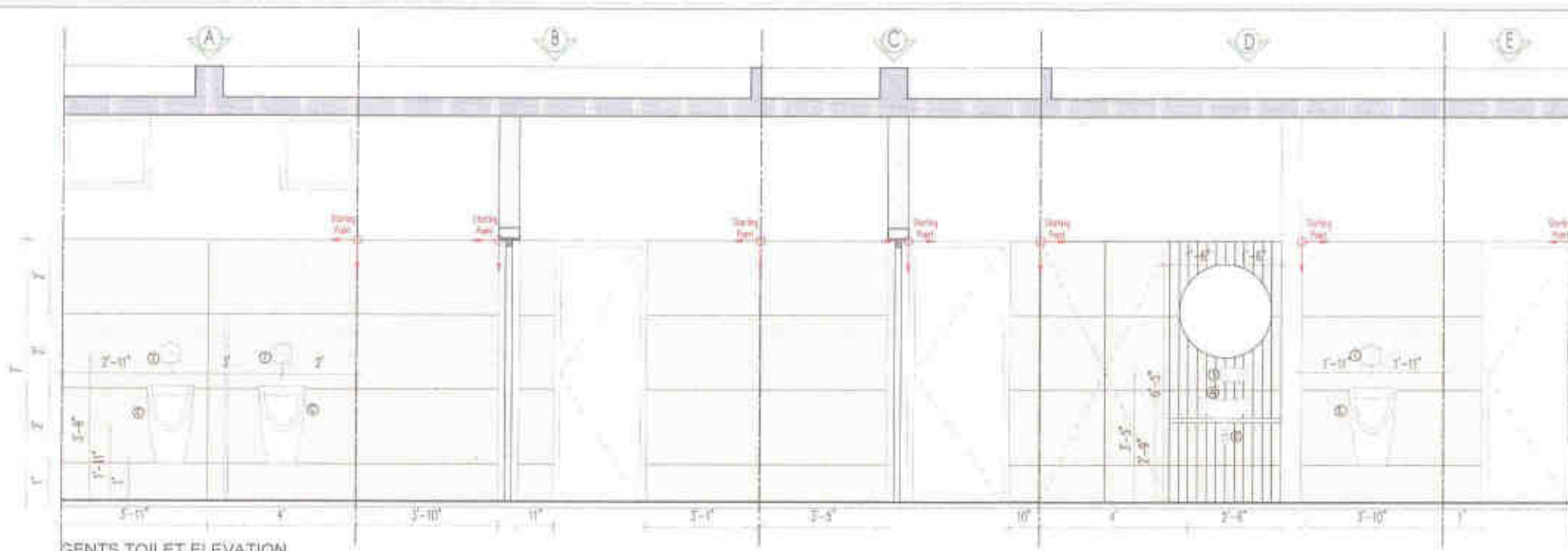
LADIES TOILET PLAN

BATHROOM FIXTURES				
NO.	DESCRIPTION	COMPANY NAME	MODEL/CODE	NOS.
1	BASIN MIXTURE	JAUAR	ARI-38441K	1
2	BOTTLE TRAP	JAUAR	ALC-CHR-773ML300025	1
3	TWO WAY BB COCK	JAUAR	ARI-39041	1
4	HEALTH FAUCET	JAUAR	ALD-CHR-573	1
5	NANI TRAP	JAUAR	-	2
6	FLUSH PLATE FOR WC	JAUAR	JCP-CHR-352415	1

BATHROOM SANITARY WARE				
NO.	DESCRIPTION	COMPANY NAME	MODEL/CODE	NOS.
A	Wash basin TABLE TOP	JAUAR	CONTINENTAL CNS-WHT-903 Oval Shape Size: 425x340x175mm	1
B	WC with soft close seat cover	JAUAR	Continental CNS-WHT-961SPP Soft close FP seat cover Size: 365x345x360mm	1

Handwritten signature and stamp:
 Aadh Devasya Design
 Architectural & Interior Design
 101 - Suraj
 (Circular stamp with signature)

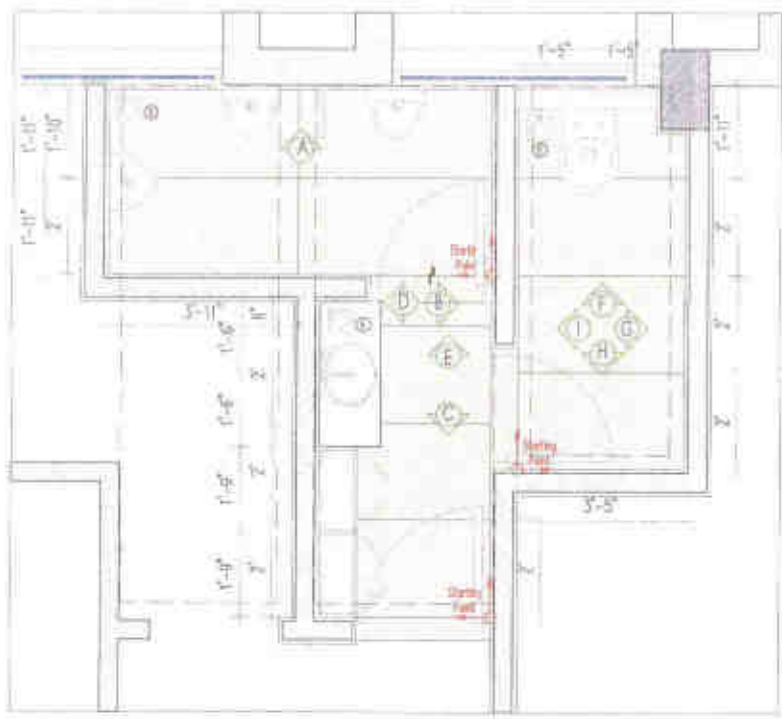
LEGENDA 1. ALL DIMENSIONS ARE IN METERS UNLESS OTHERWISE SPECIFIED. 2. ALL DIMENSIONS ARE TO FACE UNLESS OTHERWISE SPECIFIED. 3. ALL DIMENSIONS ARE TO FACE UNLESS OTHERWISE SPECIFIED. 4. ALL DIMENSIONS ARE TO FACE UNLESS OTHERWISE SPECIFIED. 5. ALL DIMENSIONS ARE TO FACE UNLESS OTHERWISE SPECIFIED. 6. ALL DIMENSIONS ARE TO FACE UNLESS OTHERWISE SPECIFIED. 7. ALL DIMENSIONS ARE TO FACE UNLESS OTHERWISE SPECIFIED. 8. ALL DIMENSIONS ARE TO FACE UNLESS OTHERWISE SPECIFIED. 9. ALL DIMENSIONS ARE TO FACE UNLESS OTHERWISE SPECIFIED. 10. ALL DIMENSIONS ARE TO FACE UNLESS OTHERWISE SPECIFIED.	REVISIONS NO. DATE DESCRIPTION 1 2 3	CONSULTANTS BIMC2000L CONSULTANT MTC CONSULTANT LANCAP CONSULTANT SIKER SIKER CONSULTANT EQUEST MANAGEMENT CONSULTANT	KEY PLAN Ground Floor 	1st Floor 	Second Floor 	OWNER PT. ... ADDRESS: ... CONTACT: ...	PROJECT NO. CPM_ID_WD_13 LADIES TOILET
			DATE: ... PROJECT NO.: ... DRAWING TITLE: ... DRAWING ISSUE DATE: ... DRAWN BY: ... CHECKED BY: ... DATE: ...	DESIGNED BY: ... CHECKED BY: ... DATE: ...	SCALE: ... PROJECT NO.: ... DRAWING NO.: ...		



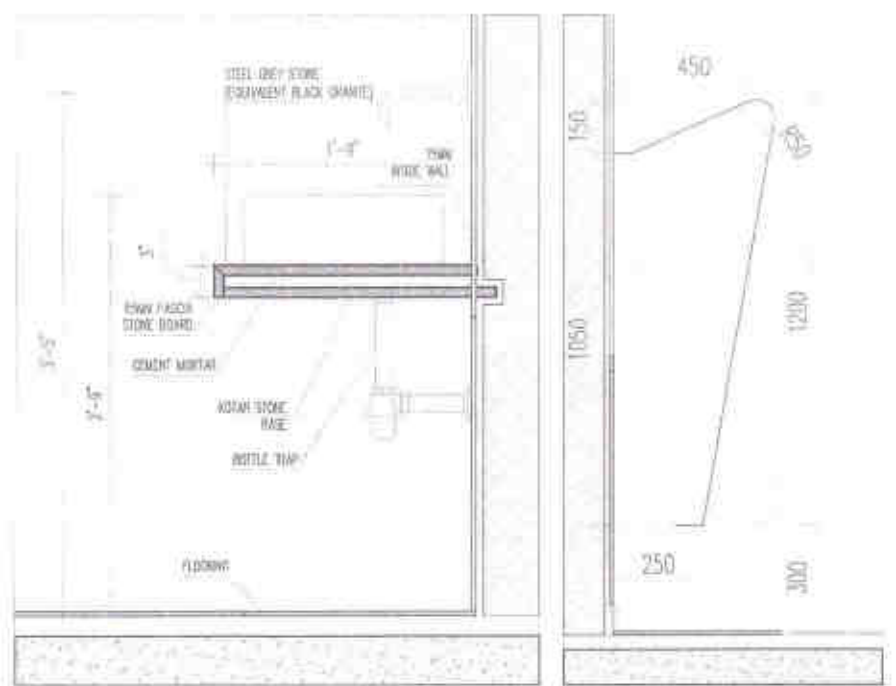
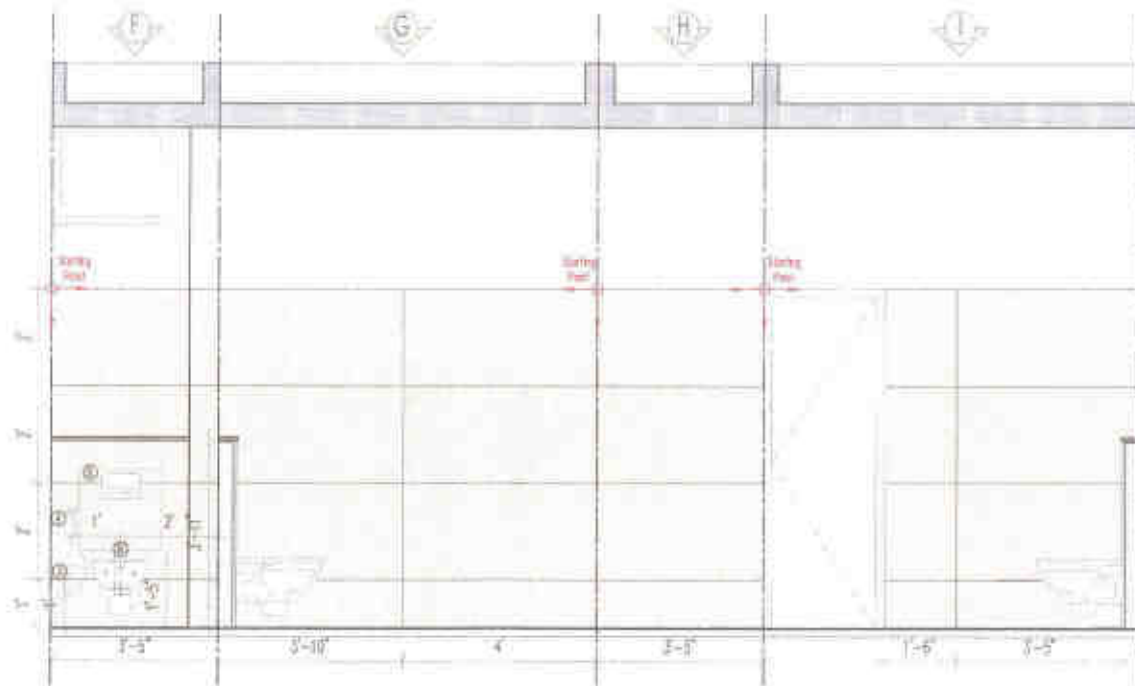
GENTS TOILET ELEVATION

BATHROOM FIXTURES				
NO.	DESCRIPTION	COMPANY NAME	MODEL / CODE	QTY
1	BASH MIXTURE	JAGUAR	WR-3841K	1
2	BOTTLE TRAP	JAGUAR	WLE-DRT-772M30D125	1
3	TWO WAY INI COOK	JAGUAR	WR-3804	1
4	HEALTH FAUCET	JAGUAR	AD-DIP-573	1
5	RAIN TRAP	JAGUAR	-	3
6	FLUSH PLATE FOR WC	JAGUAR	42P-DIP-32045	1
7	AUTOMATIC SENSOR FLUSH	JAGUAR	381-101-51083	3

BATHROOM SANITARY WARE				
NO.	DESCRIPTION	COMPANY NAME	MODEL / CODE	QTY
A	Wash basin TABLE TOP	JAGUAR	CONTINENTAL CNS-WIT-303 Oval Shape Size: 425x340x75mm	1
B	WC with soft close seat cover	JAGUAR	Continental CNS-WIT-3013FP Soft close lid and cover Size: 365x450x100mm	1
C	URINAL FOR GENTS TOILET	JAGUAR	URS-WIT-1225N URINAL (BACK MOUNT) WITH FRAMING ACCESSORIES SET SIZE: 365x125x430	3



GENTS TOILET PLAN



BASIN DETAIL

URINAL PARTITION DETAIL

Handwritten signature: *Wah PM (Bugs) BRS*
 Professional stamp: **Mrs. Aeon Devasya Designers** Architectural & Interior Designers, Surat.

GENERAL NOTES

1. ALL DIMENSIONS ARE IN METERS UNLESS OTHERWISE SPECIFIED.
2. ALL DIMENSIONS ARE TO FACE UNLESS OTHERWISE SPECIFIED.
3. ALL DIMENSIONS ARE TO FACE UNLESS OTHERWISE SPECIFIED.
4. ALL DIMENSIONS ARE TO FACE UNLESS OTHERWISE SPECIFIED.
5. ALL DIMENSIONS ARE TO FACE UNLESS OTHERWISE SPECIFIED.
6. ALL DIMENSIONS ARE TO FACE UNLESS OTHERWISE SPECIFIED.
7. ALL DIMENSIONS ARE TO FACE UNLESS OTHERWISE SPECIFIED.
8. ALL DIMENSIONS ARE TO FACE UNLESS OTHERWISE SPECIFIED.
9. ALL DIMENSIONS ARE TO FACE UNLESS OTHERWISE SPECIFIED.
10. ALL DIMENSIONS ARE TO FACE UNLESS OTHERWISE SPECIFIED.

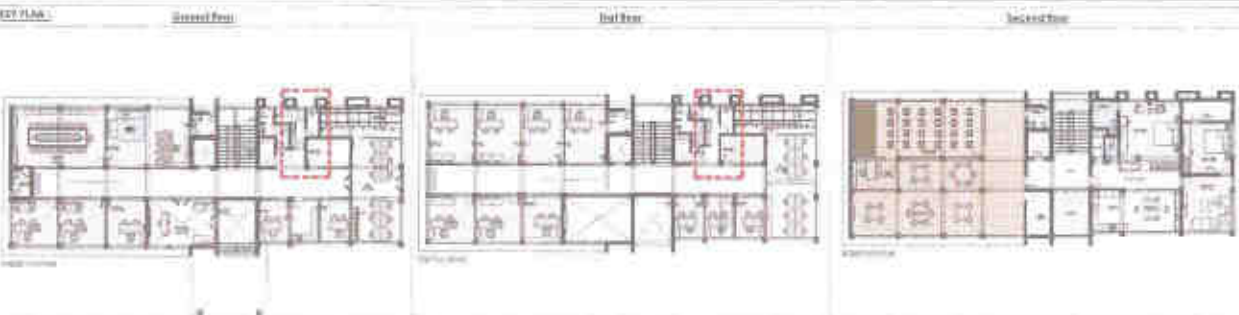
SYMBOL	SPECIFICATION	SYMBOL	SPECIFICATION
(Symbol)	CONCRETE FLOOR	(Symbol)	CONCRETE FLOOR
(Symbol)	CONCRETE FLOOR	(Symbol)	CONCRETE FLOOR
(Symbol)	CONCRETE FLOOR	(Symbol)	CONCRETE FLOOR

COMMENTS

FUNCTIONAL COMMENT:

MEASUREMENT COMMENT:

PROJECT MANAGER/CONSULTANT:



NO.	DESCRIPTION	DATE	BY	CHECKED BY
1	ISSUE FOR PERMIT			
2	ISSUE FOR PERMIT			
3	ISSUE FOR PERMIT			
4	ISSUE FOR PERMIT			
5	ISSUE FOR PERMIT			

PROJECT NO: **CPM_ID_WD_14**

PROJECT NAME: **GENTS TOILET**

DATE: **2024-08-14**

SCALE: **1:10**

PROJECT NO: **CPM_ID_WD_14**

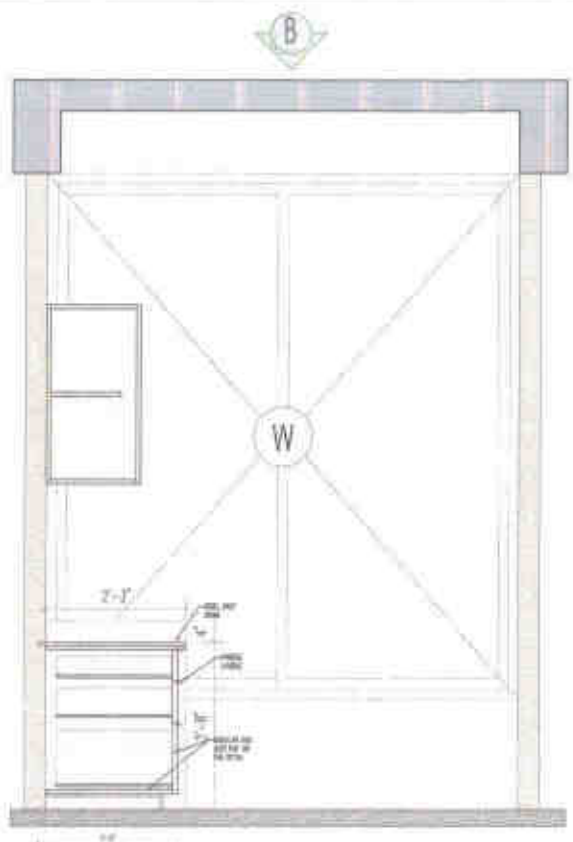
PROJECT NAME: **GENTS TOILET**

DATE: **2024-08-14**

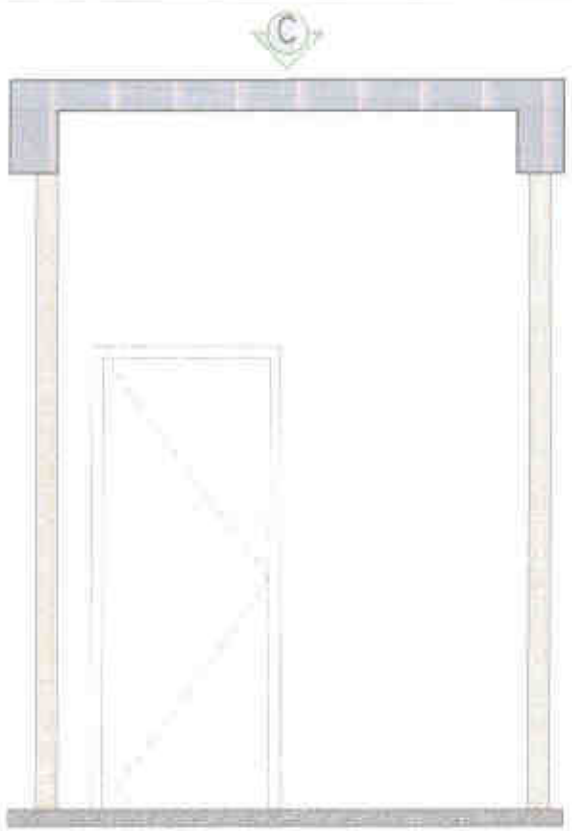
SCALE: **1:10**



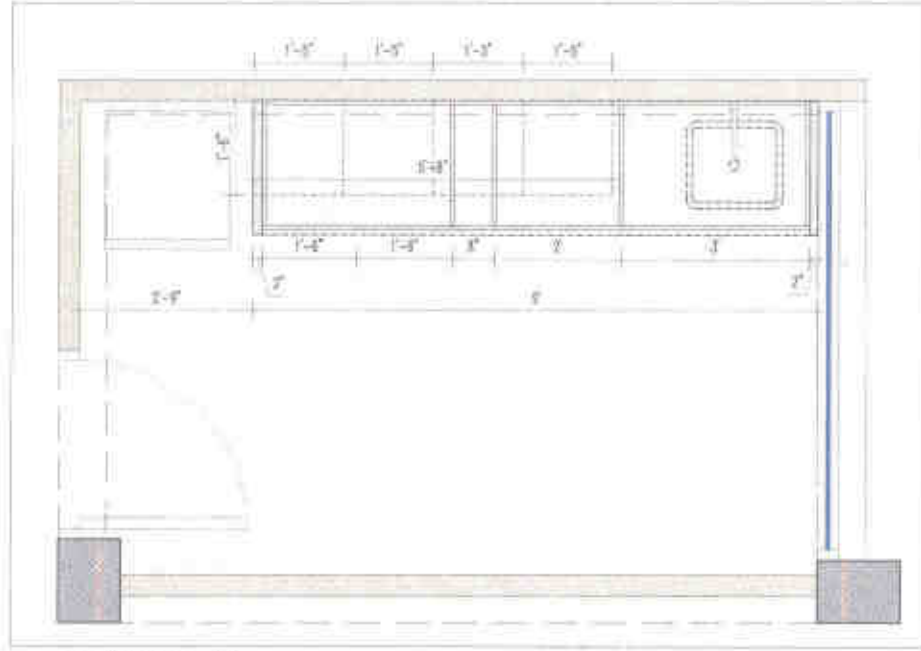
SECTION - A



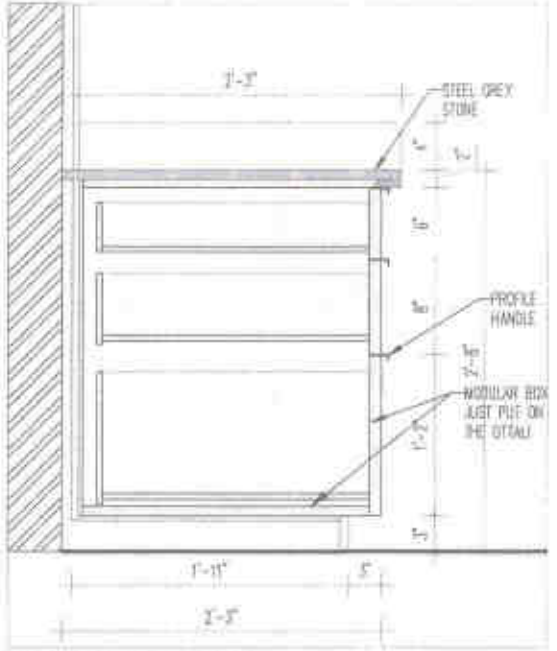
SECTION - B



SECTION - C



PANTRY PLAN



PLATFORM DETAIL

Handwritten signatures and stamps, including a circular stamp for 'Arun Davsya Design Associates Architects & Urban designers'.

GENERAL NOTES:
 1. ALL DIMENSIONS ARE TO BE UNLESS OTHERWISE SPECIFIED.
 2. ALL FINISHES ARE TO BE AS SHOWN.
 3. ALL WORK SHALL BE DONE IN ACCORDANCE WITH THE SPECIFICATIONS AND STANDARDS OF THE INDUSTRY.
 4. ALL WORK SHALL BE DONE IN ACCORDANCE WITH THE SPECIFICATIONS AND STANDARDS OF THE INDUSTRY.
 5. ALL WORK SHALL BE DONE IN ACCORDANCE WITH THE SPECIFICATIONS AND STANDARDS OF THE INDUSTRY.

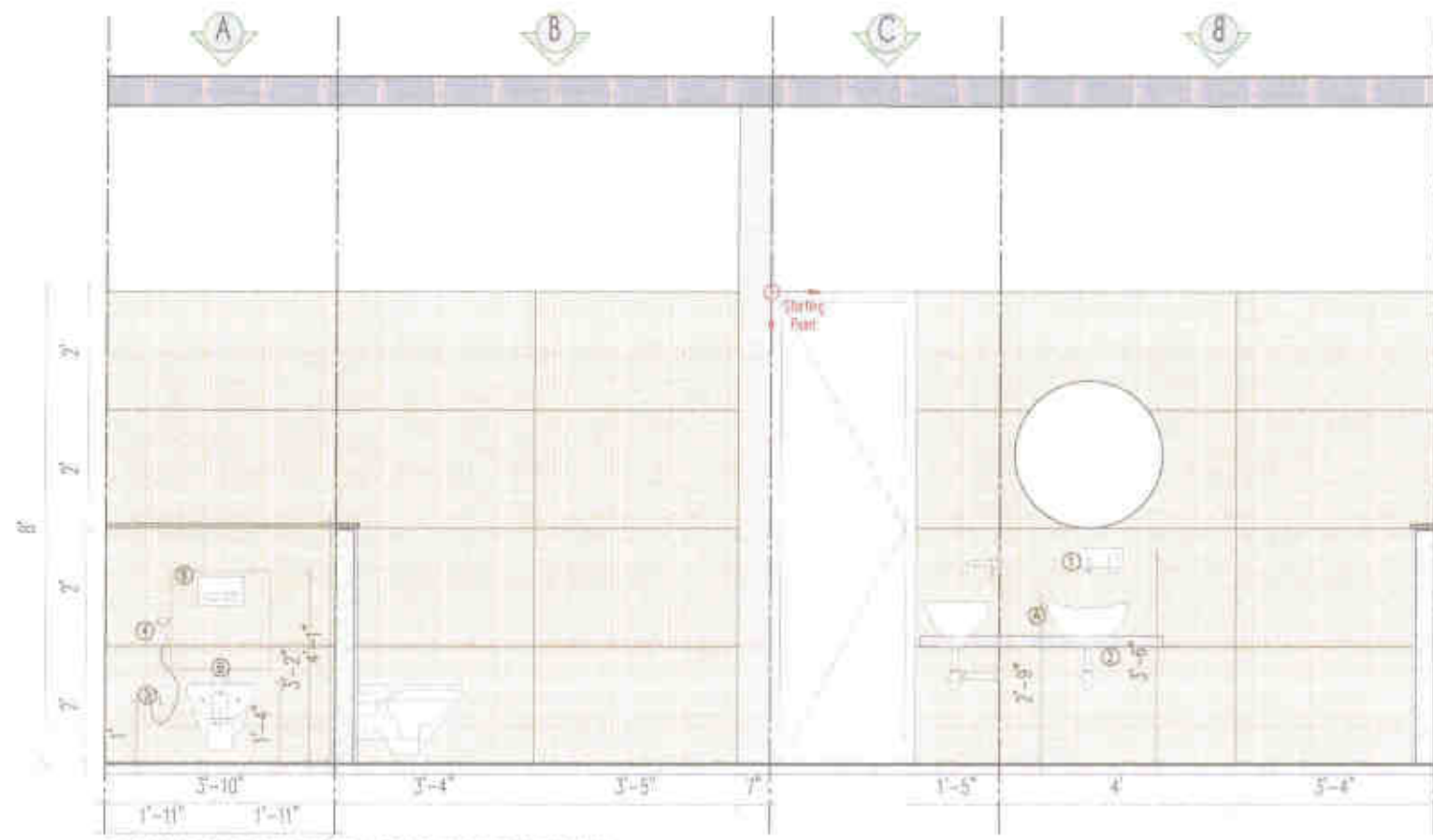
NO.	DESCRIPTION	UNIT	QUANTITY
1	CEILING WITH GYPSUM BOARD	SQ. FT.	
2	WALL WITH GYPSUM BOARD	SQ. FT.	
3	FLOOR WITH CERAMIC TILE	SQ. FT.	
4	DOOR	NO.	
5	WINDOW	NO.	
6	CABINET	SQ. FT.	
7	DRAWER	SQ. FT.	
8	FRIDGE	NO.	
9	SINK	NO.	
10	STOVE	NO.	

CONTRACTOR:
 GENERAL CONTRACTOR:
 MECHANICAL CONTRACTOR:
 ELECTRICAL CONTRACTOR:
 PLUMBING CONTRACTOR:
 PAINTING CONTRACTOR:
 ROOFING CONTRACTOR:
 LANDSCAPING CONTRACTOR:
 SECURITY CONTRACTOR:
 FURNITURE CONTRACTOR:
 SIGNAGE CONTRACTOR:
 SPECIALTY CONTRACTOR:
 OTHER CONTRACTOR:

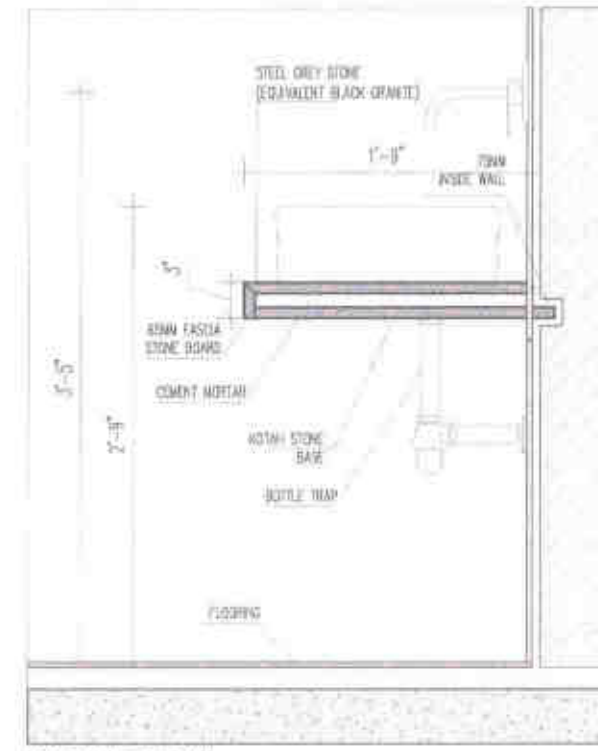


RELEASE FOR:	DATE:
BY:	DATE:
PROJECT NAME:	PROJECT NO.:
CLIENT:	ARCHITECT:
DESIGNER:	DRAWING NO.:
DRAWING DATE:	DRAWING SCALE:
DRAWING FILE NAME:	DRAWING SCALE:
DRAWN BY:	CHECKED BY:
DATE:	DATE:

CPM_ID_WD_15
 PANTRY DETAIL
 a d a
 Arun Davsya Design Associates
 Architects & Urban designers
 100/30
 100/30
 100/30



COMMON TOILETS, SECOND FLOOR FLOODED ELEVATION



BASIN DETAIL



COMMON TOILETS, SECOND FLOOR PLAN

BATHROOM SANITARY WARE

NO.	DESCRIPTION	COMPANY NAME	MODEL/CODE	NOS.
A	Wash basin TABLE TOP	JAUQUAR	CONTINENTAL CNS-WHT-903 Oval Shape Size: 425x340x175mm	1
B	WC with soft close seat cover	JAUQUAR	Continental CNS-WHT-9813PP Soft close PP seat cover Size: 365x445x350mm	1

BATHROOM FIXTURES

NO.	DESCRIPTION	COMPANY NAME	MODEL/CODE	NOS.
1	BASIN MIXTURE	JAUQUAR	AR-39441K	1
2	BOTTLE TRAP	JAUQUAR	ALE-CHR-773ML300X125	1
3	TWO WAY BIB COCK	JAUQUAR	ARI-39041	1
4	HEALTH FAUCET	JAUQUAR	ALD-CHR-573	1
5	NANI TRAP	JAUQUAR		1
6	FLUSH PLATE FOR WC	JAUQUAR	JCP-CHR-352415	1

Handwritten signature: Y. M. P. (D. S. P.)

Handwritten signature: Anand

M/S. Anand Devasya Design Associates
Architects & Urban designers
Surat, Gujarat

GENERAL NOTES

- ALL DIMENSIONS ARE TO FACE UNLESS OTHERWISE SPECIFIED.
- DO NOT SCALE DRAWINGS.
- IN CASE THERE IS ANY DISCREPANCY BETWEEN ARCHITECTURAL DRAWINGS AND OTHER DOCUMENTS, ARCHITECTURAL DRAWINGS SHALL PREVAIL.
- ALL WORKS ARE TO BE DONE AS PER THE DRAWINGS AND SPECIFICATIONS.

LEGEND

SYMBOL	DESCRIPTION
[Symbol]	...

COORDINATORS

- STRUCTURAL COORDINATOR
- M/E COORDINATOR
- LABORATORY COORDINATOR
- GREEN BUILDING COORDINATOR
- PROJECT MANAGEMENT COORDINATOR

REV PLAN

REV	DESCRIPTION
01	...

RELEASE DATE: ...

CLIENT: ...

PROJECT TITLE: ...

DRAWING TITLE: ...

DESIGNED BY: ...

CHECKED BY: ...

DATE: ...

SCALE: ...

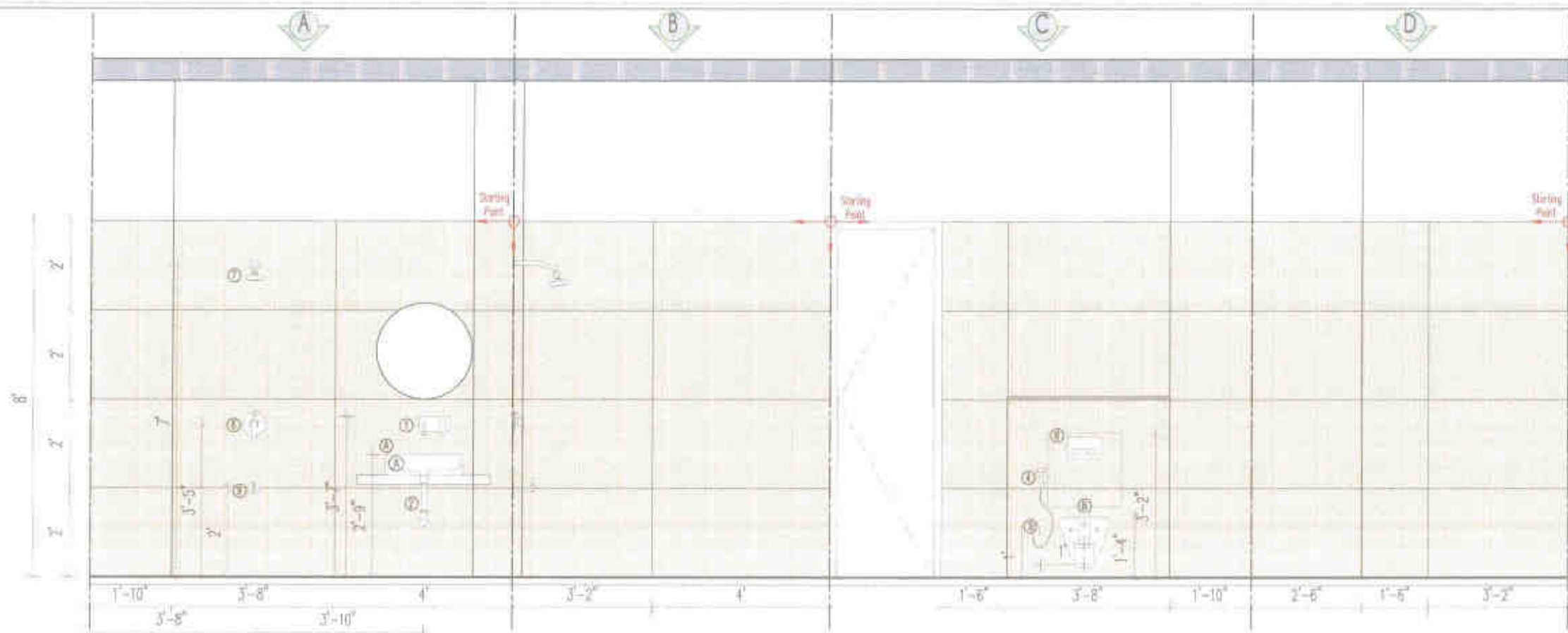
PROJECT NO.: ...

CPM_ID_WD_17

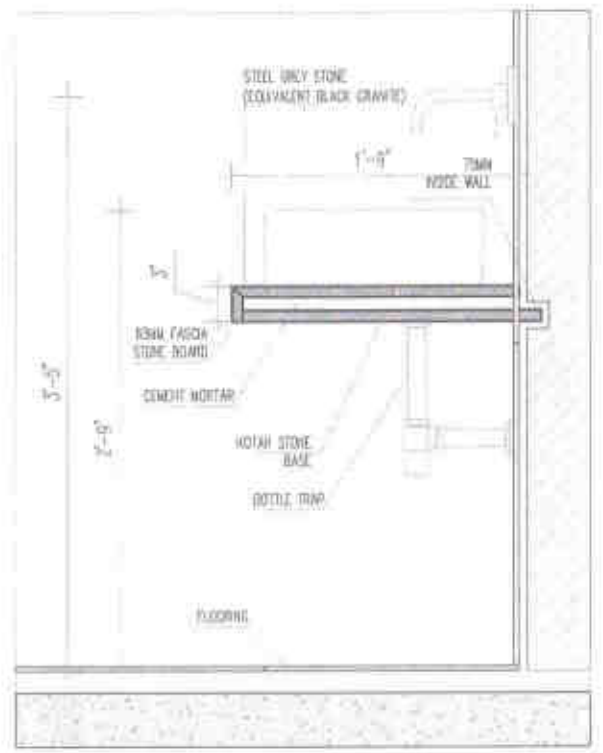
COMMON TOILET

ada

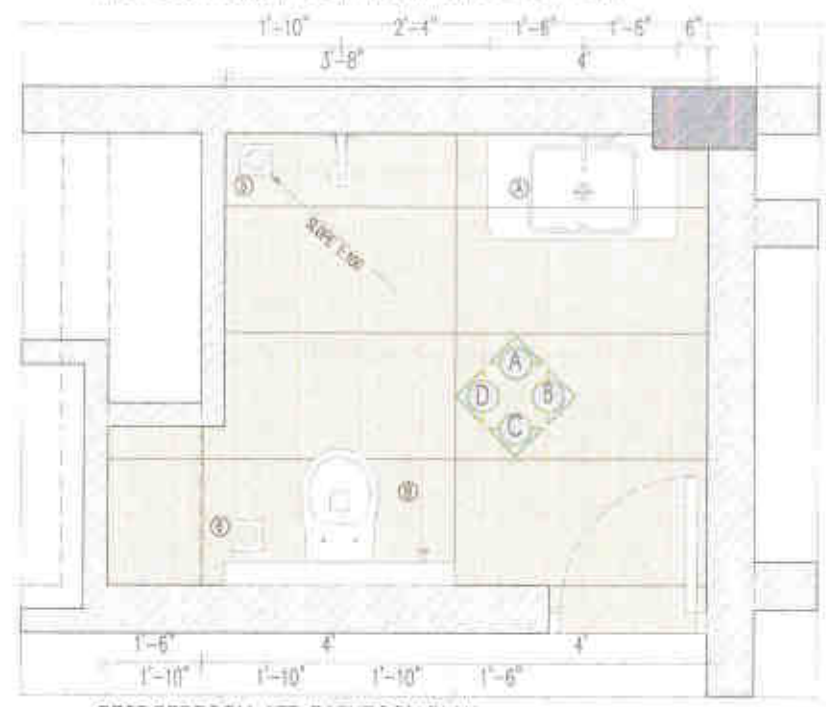
34
34



REST BEDROOM_ATT. BATHROOM FOLDED ELEVATION



BASIN DETAIL



REST BEDROOM_ATT. BATHROOM PLAN

BATHROOM SANITARY WARE				
NO	DESCRIPTION	COMPANY NAME	MODEL/CODE	NOS.
A	Wash basin TABLE TOP	JAQUAR	JDR SERIES JDR-WHT-25007H Size: 530x420x140mm	1
B	WC with soft close seat cover	JAQUAR	Continental CNS-WHT-0619PP Soft close PP seat cover Size: 365x545x380mm	1

BATHROOM FIXTURES				
NO	DESCRIPTION	COMPANY NAME	MODEL/CODE	NOS.
1	BASIN MIXTURE	JAQUAR	ARI-3844K	1
2	BOTTLE TRAP	JAQUAR	ALD-CHR-773ML3000125	1
3	TWO WAY BB COCK	JAQUAR	ARI-3924I	1
4	HEALTH FAUCET	JAQUAR	ALD-CHR-573	1
5	NANI TRAP	JAQUAR		2
6	FLUSH PLATE FOR WC	JAQUAR	JCP-CHR-332415	1
7	SHOWER	JAQUAR	QHS-35495	1
8	DIVERTOR	JAQUAR	KUP-CHR-35078KPM	1
9	SPOUT	JAQUAR	SPJ-35A29PM	1

Handwritten signature and initials:
 PM (A) ARE
 Akmal



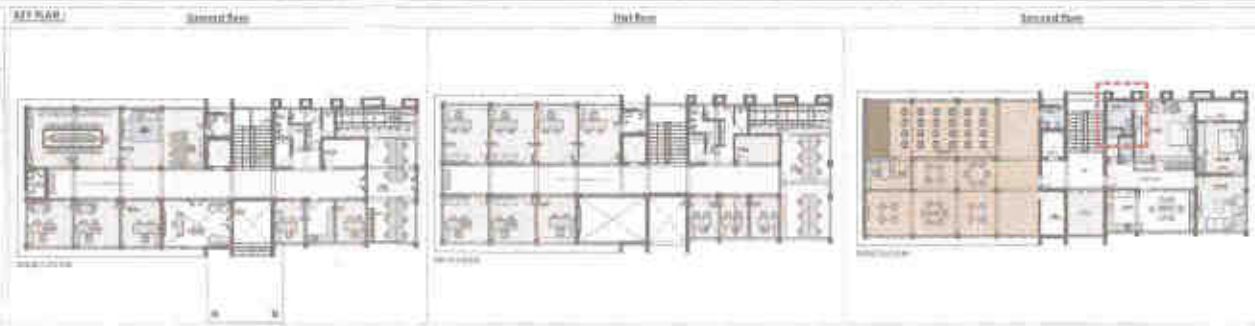
GENERAL NOTES

1. ALL DIMENSIONS ARE TO FACE UNLESS OTHERWISE SPECIFIED.
2. ALL DIMENSIONS ARE IN METERS.
3. FINISHES ARE TO BE AS SHOWN IN THE SCHEDULE.
4. ALL WORK IS TO BE IN ACCORDANCE WITH THE SCHEDULE OF WORKS.
5. ALL WORK IS TO BE IN ACCORDANCE WITH THE SCHEDULE OF WORKS.

NO.	REVISION	DATE	BY	REASON

CONSULTANTS

DESIGN CONSULTANT:
 ARCHITECTURAL CONSULTANT:
 STRUCTURAL CONSULTANT:
 MECHANICAL CONSULTANT:
 ELECTRICAL CONSULTANT:
 SANITARY CONSULTANT:
 CIVIL CONSULTANT:



REVISIONS

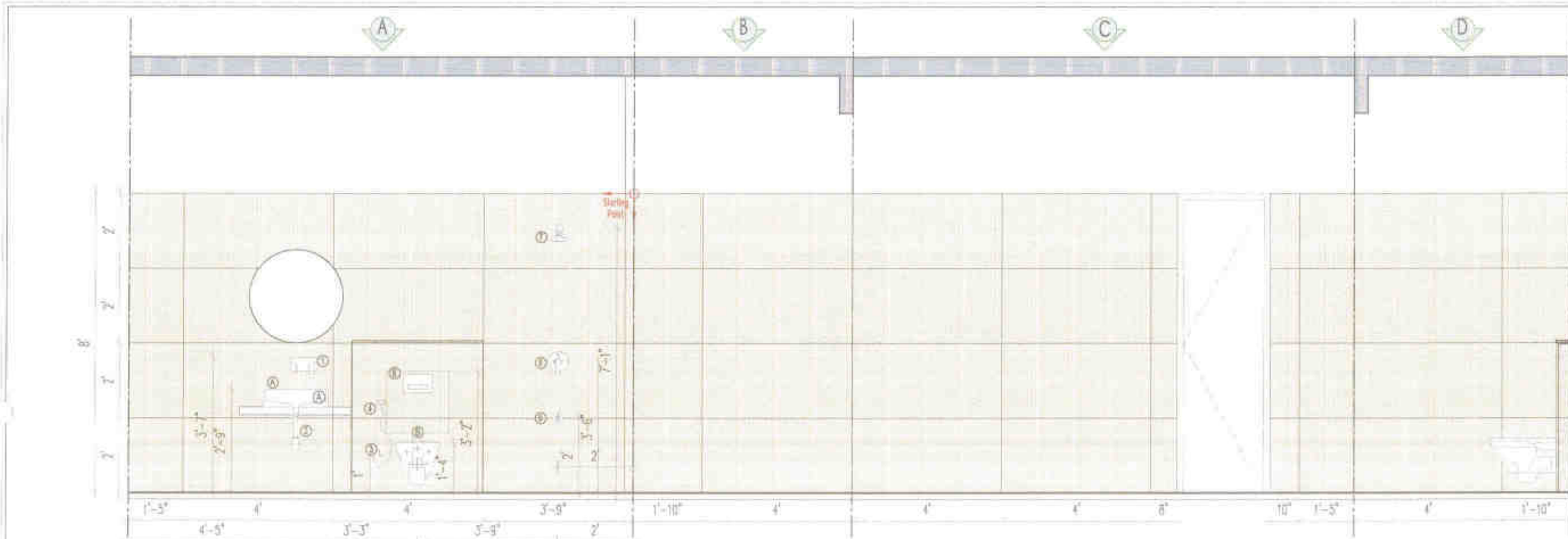
NO. 1
 DATE: 15/08/2024
 BY: [Signature]
 REASON: [Text]

PROJECT INFO

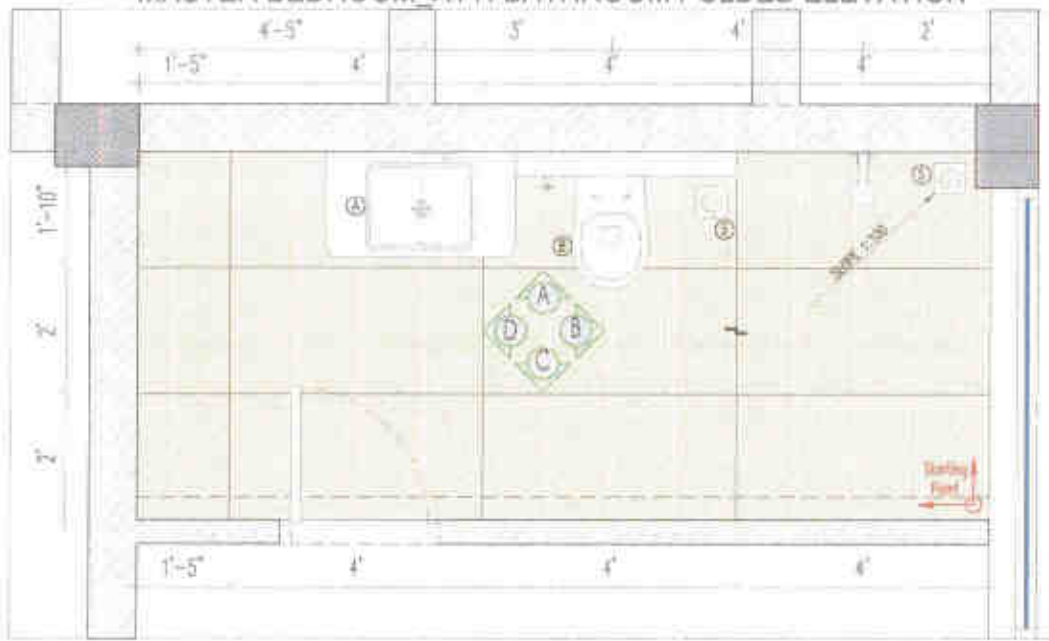
PROJECT NO: CPM_ID_WD_18
 PROJECT NAME: REST_ROOM_BATHROOM

CLIENT
 PT. [Name]
 [Address]

DESIGNER
 A. D. A. ARCHITECTS



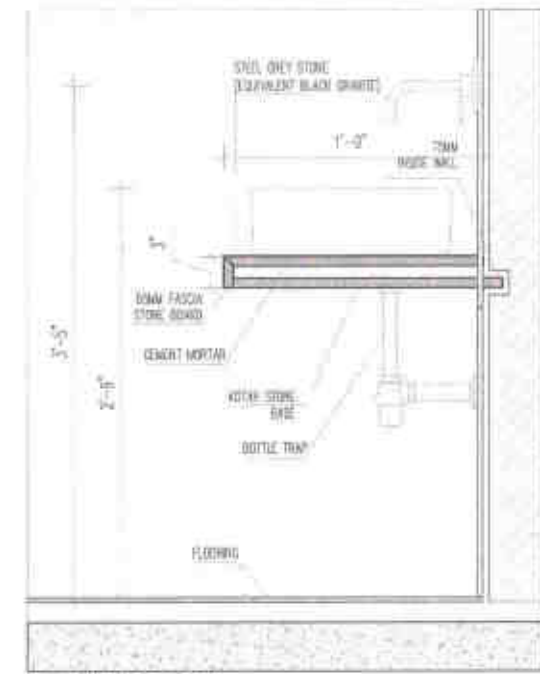
MASTER BEDROOM ATT. BATHROOM FOLDED ELEVATION



MASTER BEDROOM ATT. BATHROOM PLAN

BATHROOM SANITARY WARE				
NO.	DESCRIPTION	COMPANY NAME	MODEL / CODE	NOS.
A	Wash basin TABLE TOP	JAJUAR	JCR SERIES JCR-WHT-25807N Size: 530x420x140mm	1
B	WC with soft close seat cover	JAJUAR	Continental QNS-WHT-3615PP Soft close PF seat cover Size: 355x455x160mm	1

BATHROOM FIXTURES				
NO.	DESCRIPTION	COMPANY NAME	MODEL / CODE	NOS.
1	BASIN MIXTURE	JAJUAR	AR-38441R	1
2	BOTTLE TRAP	JAJUAR	ALC-CHR-773ML300X125	1
3	TWO WAY BIG COCK	JAJUAR	AR-3804I	1
4	HEALTH FAUCET	JAJUAR	ALD-CHR-S73	1
5	NANI TRAP	JAJUAR		2
6	FLUSH PLATE FOR WC	JAJUAR	JCP-CHR-352415	1
7	SHOWER	JAJUAR	OHS-35495	1
8	DIVERTOR	JAJUAR	KUP-CHR-35079NPM	1
8	SPOUT	JAJUAR	SPJ-35428PM	1



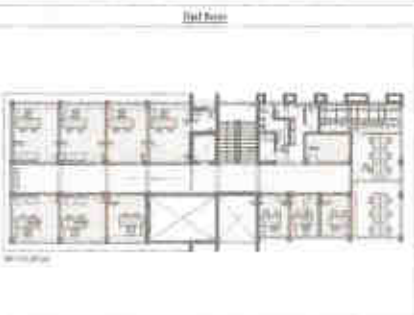
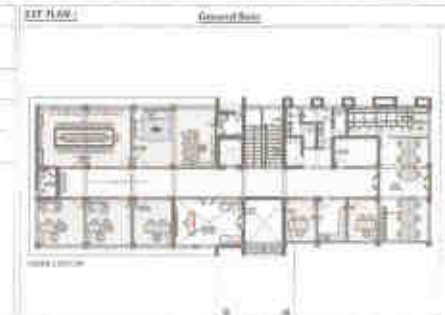
BASIN DETAIL

Yuh pm (Bog) Por e
skwell
 Ane Darysya Design Associates
 Architects & Urban designers
 Sinar

GENERAL NOTE
 1. ALL DIMENSIONS ARE TO FACE UNLESS OTHERWISE NOTED.
 2. ALL FINISHES ARE TO BE AS SHOWN.
 3. PROVIDE ALL NECESSARY DIMENSIONS FOR ALL WORK.
 4. PROVIDE ALL NECESSARY DIMENSIONS FOR ALL WORK.
 5. PROVIDE ALL NECESSARY DIMENSIONS FOR ALL WORK.
 6. PROVIDE ALL NECESSARY DIMENSIONS FOR ALL WORK.
 7. PROVIDE ALL NECESSARY DIMENSIONS FOR ALL WORK.
 8. PROVIDE ALL NECESSARY DIMENSIONS FOR ALL WORK.
 9. PROVIDE ALL NECESSARY DIMENSIONS FOR ALL WORK.
 10. PROVIDE ALL NECESSARY DIMENSIONS FOR ALL WORK.

SYMBOL	DESCRIPTION	SYMBOL	DESCRIPTION
[Symbol]	CONCRETE WALL	[Symbol]	CONCRETE WALL
[Symbol]	CONCRETE WALL	[Symbol]	CONCRETE WALL
[Symbol]	CONCRETE WALL	[Symbol]	CONCRETE WALL

CONSULTANTS
 STRUCTURAL CONSULTANT:
 MECH CONSULTANT:
 ELECTRICAL CONSULTANT:
 CIVIL CONSULTANT:
 PROJECT MANAGEMENT CONSULTANT:

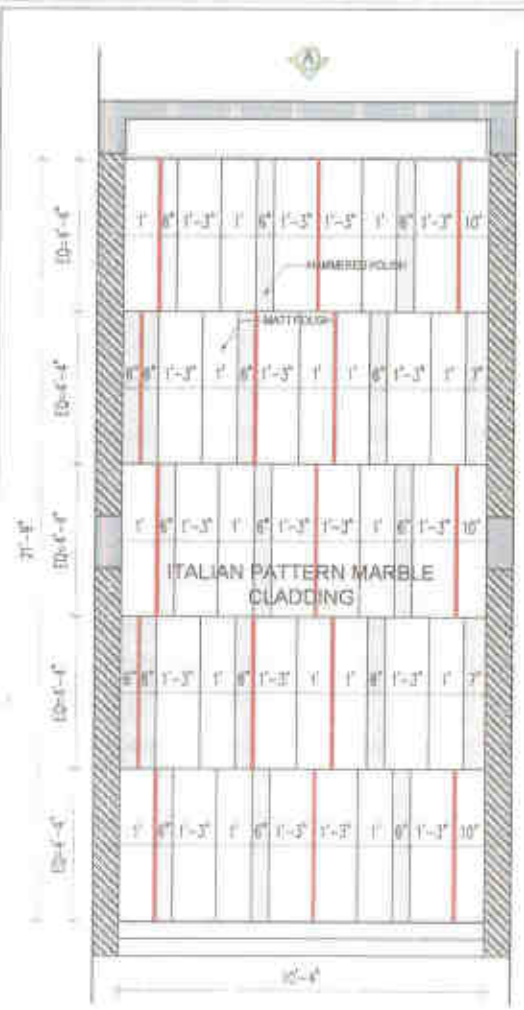


REVISION	DATE	DESCRIPTION
1		
2		
3		


CPM_ID_WD_19
 MASTER BEDROOM BATHROOM

ada
 Architects & Urban designers

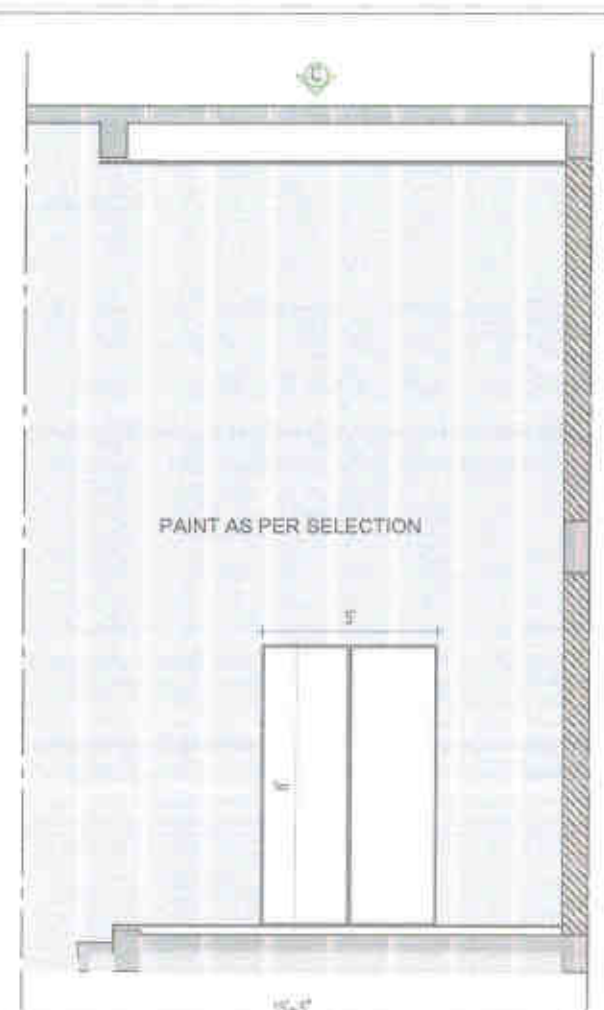
CHICAGO, IL



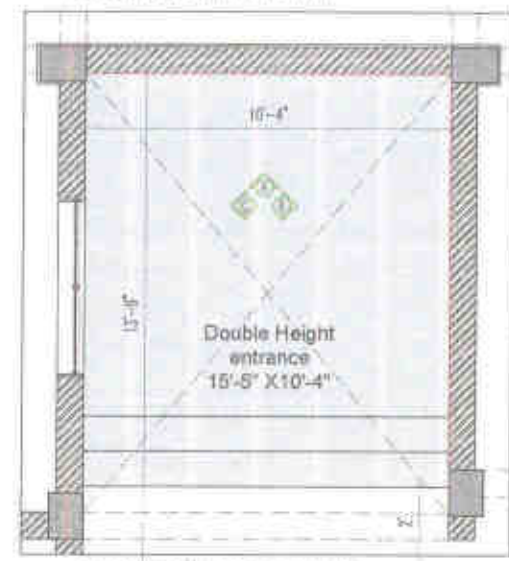
FLODED ELEVATION A



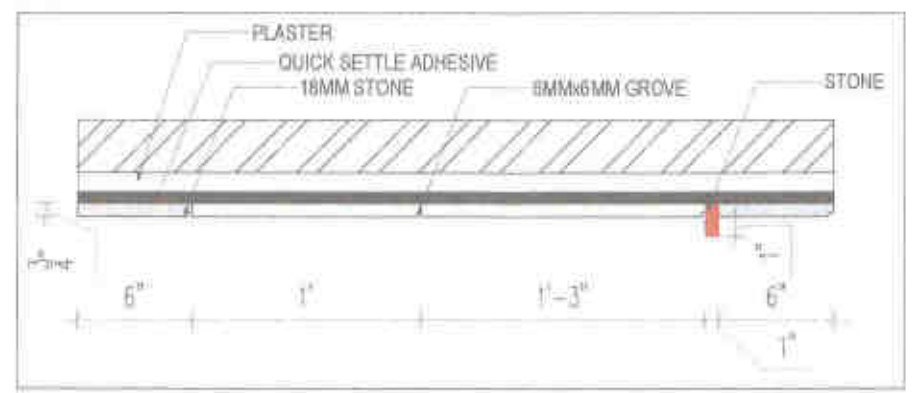
FLODED ELEVATION B



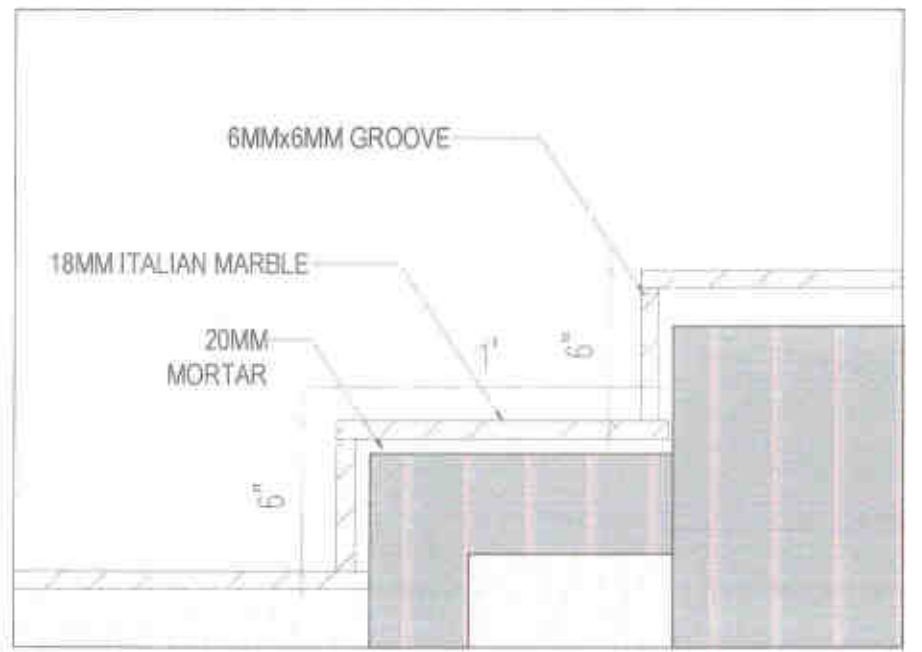
FLODED ELEVATION C



MAIN ENTRANCE PLAN



DETAIL A



DETAIL B

Handwritten signature: AM (CPD) ARC

Architects & Urban designers
Arun Devasya Design Associates
Surat, Gujarat

GENERAL NOTE

1. ALL DIMENSIONS ARE TO FACE UNLESS SPECIFIED OTHERWISE.
2. ALL DIMENSIONS ARE TO FACE UNLESS SPECIFIED OTHERWISE.
3. ALL DIMENSIONS ARE TO FACE UNLESS SPECIFIED OTHERWISE.
4. ALL DIMENSIONS ARE TO FACE UNLESS SPECIFIED OTHERWISE.
5. ALL DIMENSIONS ARE TO FACE UNLESS SPECIFIED OTHERWISE.
6. ALL DIMENSIONS ARE TO FACE UNLESS SPECIFIED OTHERWISE.
7. ALL DIMENSIONS ARE TO FACE UNLESS SPECIFIED OTHERWISE.
8. ALL DIMENSIONS ARE TO FACE UNLESS SPECIFIED OTHERWISE.
9. ALL DIMENSIONS ARE TO FACE UNLESS SPECIFIED OTHERWISE.
10. ALL DIMENSIONS ARE TO FACE UNLESS SPECIFIED OTHERWISE.

SYMBOL	SPECIFICATION	REMARK	SPECIFICATION
[Symbol]	CONCRETE		
[Symbol]	BRICK		
[Symbol]	PLASTER		
[Symbol]	PAINT		

CONTRACTOR	STRUCTURAL CONSULTANT	MET CONSULTANT	MECHANICAL CONSULTANT	ELECTRICAL CONSULTANT	WATER SUPPLY CONSULTANT	SEWERAGE CONSULTANT	LANDSCAPE CONSULTANT	INTERIOR CONSULTANT	EXTERIOR CONSULTANT	VEGETATION CONSULTANT	WATER MANAGEMENT CONSULTANT



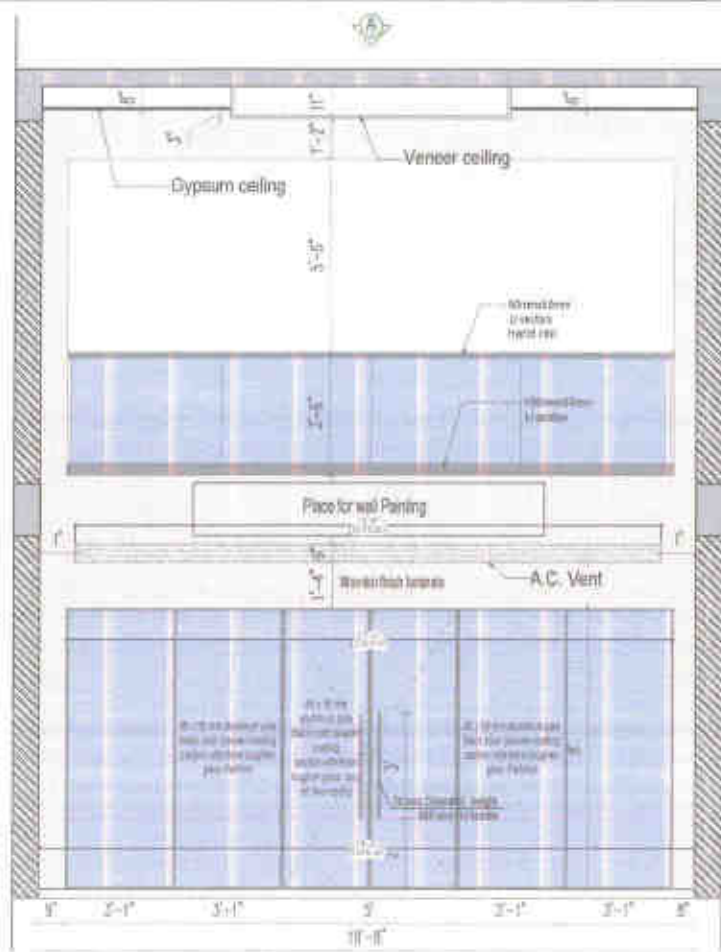
PROJECT NO.	CPM ID WD 20
DATE	10/10/2023
SCALE	AS SHOWN
DESIGNER	AM (CPD) ARC
CHECKER	AM (CPD) ARC
DATE	10/10/2023

CPM ID WD 20
MAIN ENTRY FEATURE WALL

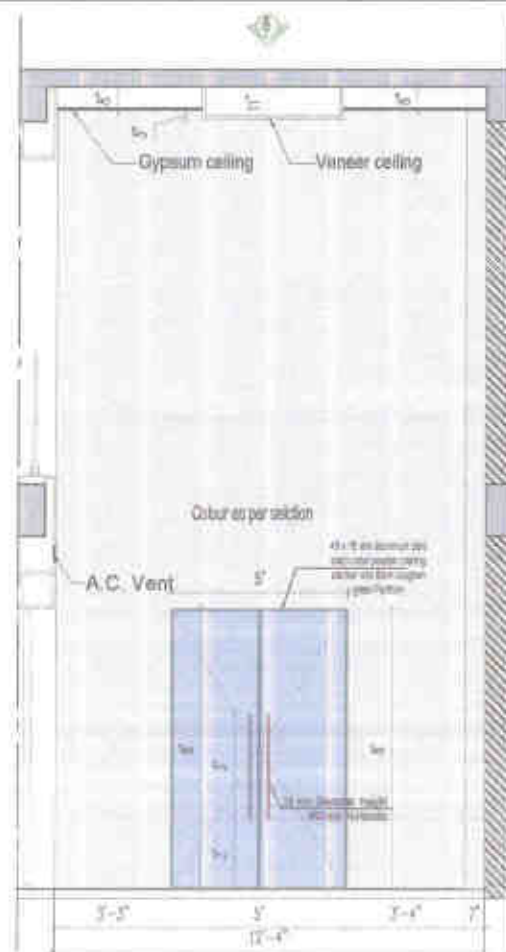
adda
Architects & Urban designers

100, 101, 102, 103, 104, 105, 106, 107, 108, 109, 110, 111, 112, 113, 114, 115, 116, 117, 118, 119, 120, 121, 122, 123, 124, 125, 126, 127, 128, 129, 130, 131, 132, 133, 134, 135, 136, 137, 138, 139, 140, 141, 142, 143, 144, 145, 146, 147, 148, 149, 150, 151, 152, 153, 154, 155, 156, 157, 158, 159, 160, 161, 162, 163, 164, 165, 166, 167, 168, 169, 170, 171, 172, 173, 174, 175, 176, 177, 178, 179, 180, 181, 182, 183, 184, 185, 186, 187, 188, 189, 190, 191, 192, 193, 194, 195, 196, 197, 198, 199, 200

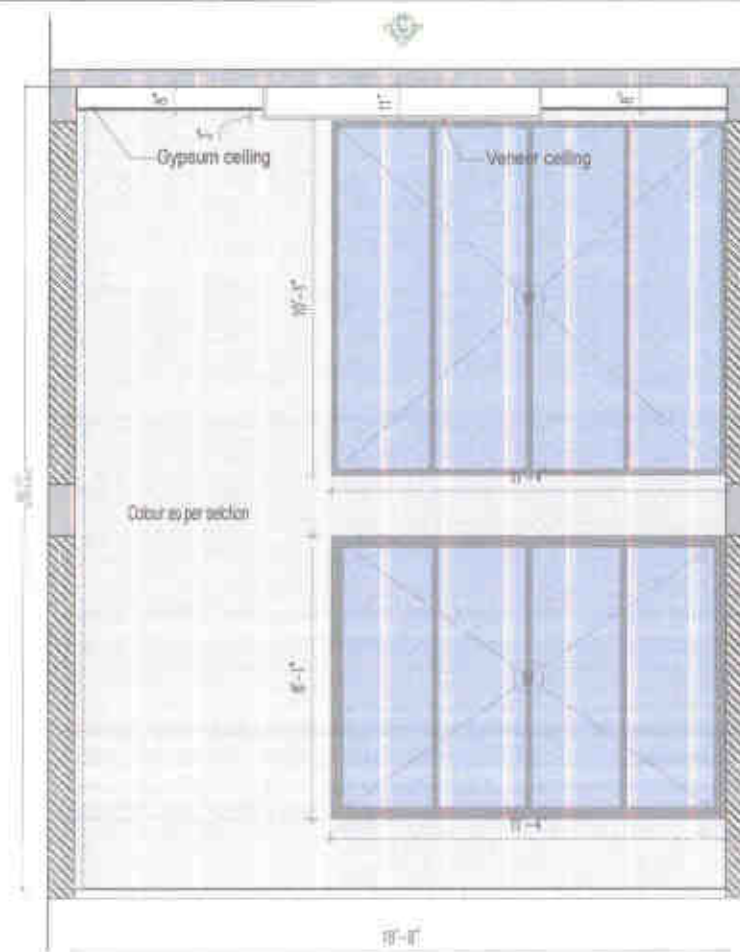
31/31



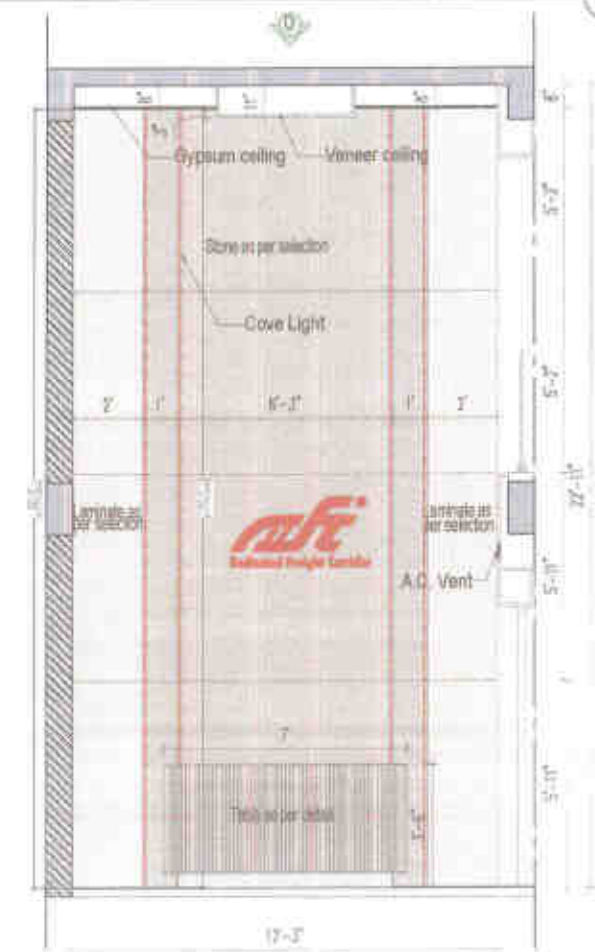
SECTION A



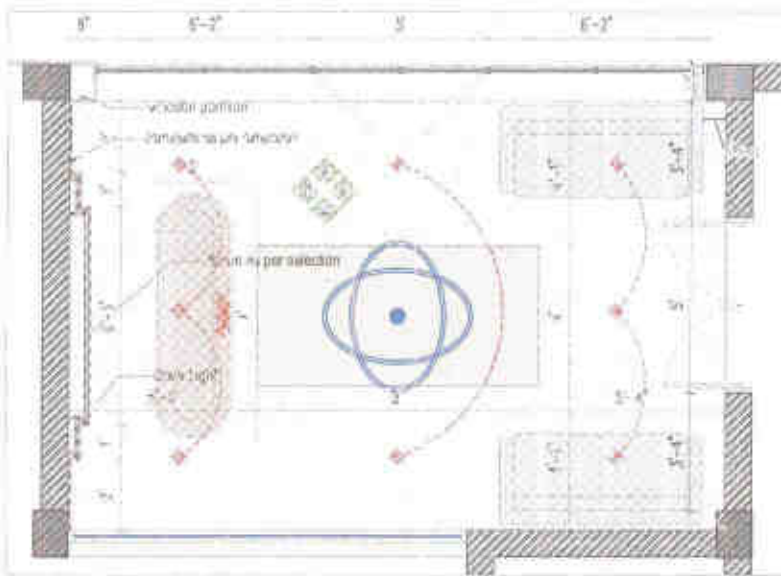
SECTION B



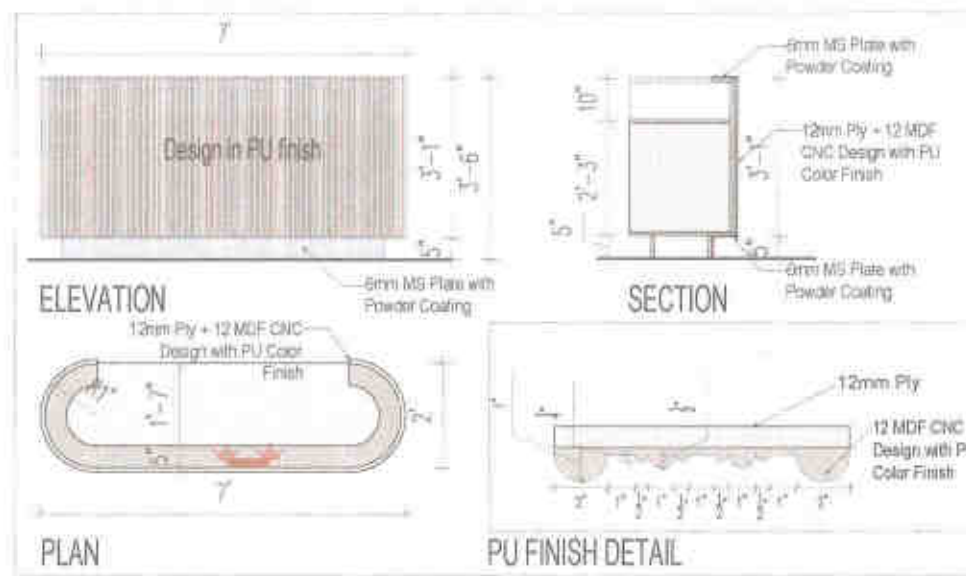
SECTION C



SECTION D



RECEPTION PLAN



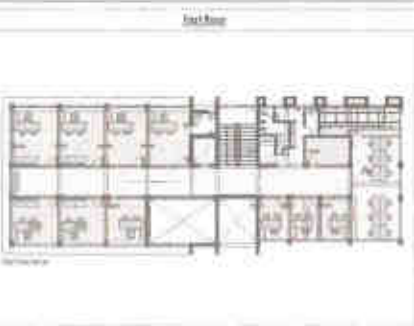
RECEPTION TABLE DETAIL

Handwritten signatures and stamps:
 J. W. M. (R. P. B. S.)
 A. K. M. S.
 A. N. S. D. A. Architects & Urban designers
 Surat, Gujarat

GENERAL NOTES:
 1. ALL DIMENSIONS ARE TO BE FINISH UNLESS OTHERWISE SPECIFIED.
 2. ALL DIMENSIONS ARE TO BE FINISH UNLESS OTHERWISE SPECIFIED.
 3. ALL DIMENSIONS ARE TO BE FINISH UNLESS OTHERWISE SPECIFIED.
 4. ALL DIMENSIONS ARE TO BE FINISH UNLESS OTHERWISE SPECIFIED.
 5. ALL DIMENSIONS ARE TO BE FINISH UNLESS OTHERWISE SPECIFIED.
 6. ALL DIMENSIONS ARE TO BE FINISH UNLESS OTHERWISE SPECIFIED.
 7. ALL DIMENSIONS ARE TO BE FINISH UNLESS OTHERWISE SPECIFIED.
 8. ALL DIMENSIONS ARE TO BE FINISH UNLESS OTHERWISE SPECIFIED.
 9. ALL DIMENSIONS ARE TO BE FINISH UNLESS OTHERWISE SPECIFIED.
 10. ALL DIMENSIONS ARE TO BE FINISH UNLESS OTHERWISE SPECIFIED.

SYMBOL	SPECIFICATION	SYMBOL	SPECIFICATION
	Gypsum ceiling		Veneer ceiling
	A.C. Vent		Cove Light

CONTRACTOR	REVISION
STRUCTURAL CONTRACTOR	
M/E CONTRACTOR	
LANDSCAPE CONTRACTOR	
MECHANICAL CONTRACTOR	
ELECTRICAL CONTRACTOR	
PAINTING CONTRACTOR	
PROJECT MANAGEMENT CONTRACTOR	

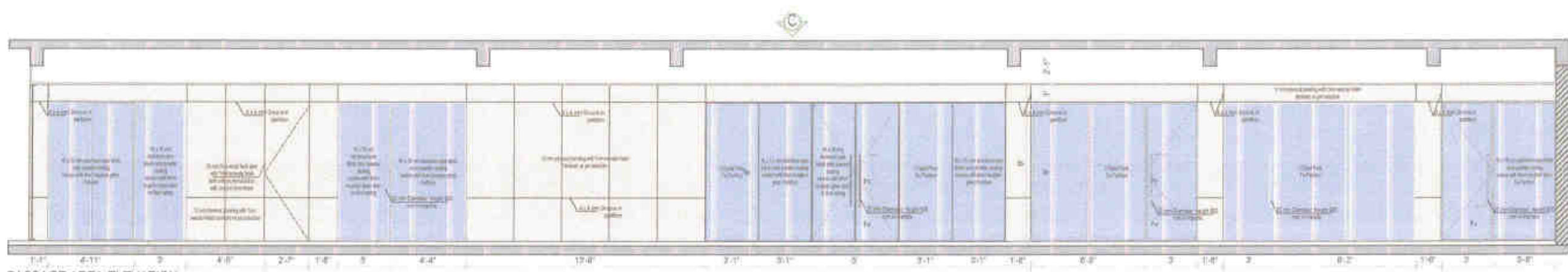


REVISION NO.	REVISION DESCRIPTION	DATE
1		
2		
3		
4		
5		
6		
7		
8		
9		
10		

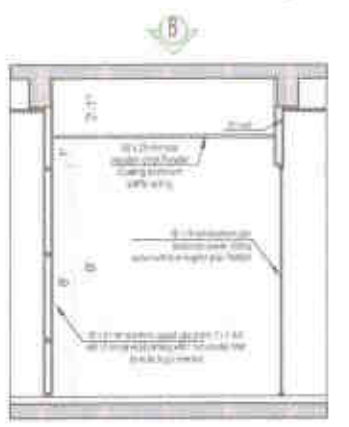
CPM_ID_WD_21
 RECEPTION_DETAIL

ada
 Architects & Urban designers
 Surat, Gujarat

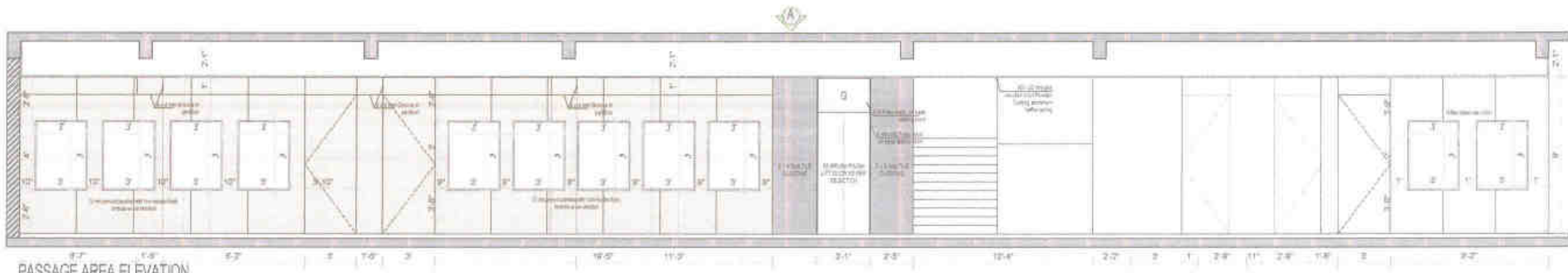
30/30



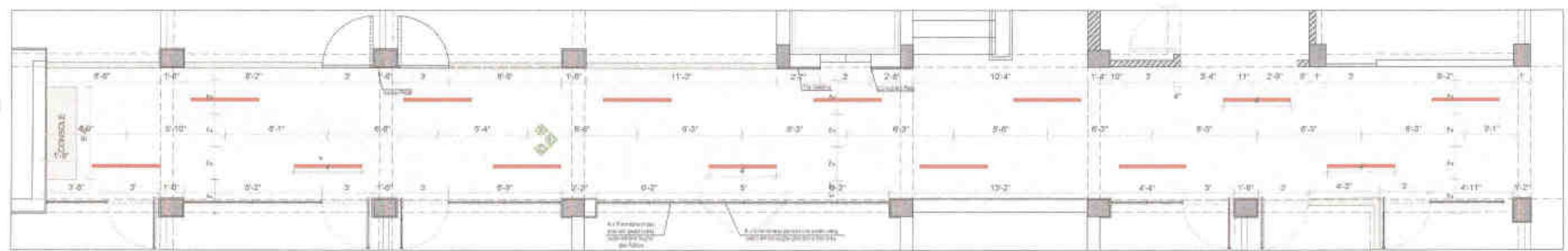
PASSAGE AREA ELEVATION



PASSAGE AREA ELEVATION



PASSAGE AREA ELEVATION



PASSAGE AREA PLAN

Handwritten signatures and initials in blue ink.



GENERAL NOTES

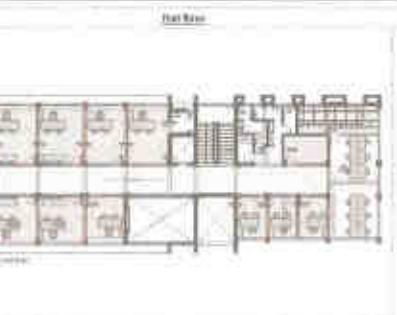
1. ALL DIMENSIONS ARE IN METERS UNLESS OTHERWISE SPECIFIED.
2. ALL DIMENSIONS ARE TO FACE UNLESS OTHERWISE SPECIFIED.
3. ALL DIMENSIONS ARE TO FACE UNLESS OTHERWISE SPECIFIED.
4. ALL DIMENSIONS ARE TO FACE UNLESS OTHERWISE SPECIFIED.

LEGEND

SYMBOL	DESCRIPTION
[Symbol]	[Description]
[Symbol]	[Description]

CONSULTANTS

STRUCTURAL CONSULTANT
MET CONSULTANT
LANDSCAPE CONSULTANT
BREEZE CONSULTANT
PROJECT MANAGEMENT CONSULTANT



RELEASED TO:

PROJECT TITLE:

DRAWING TITLE:

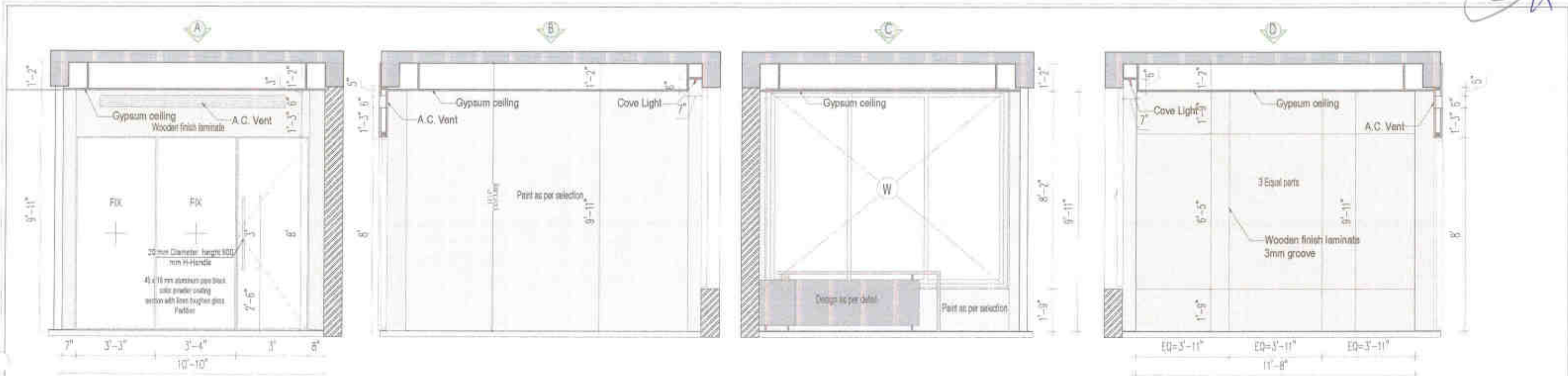
DRAWING SCALE:

CHECKED BY:

CPM_ID_WD_22

PASSAGE_GROUND_FLOOR_DETAIL

2029

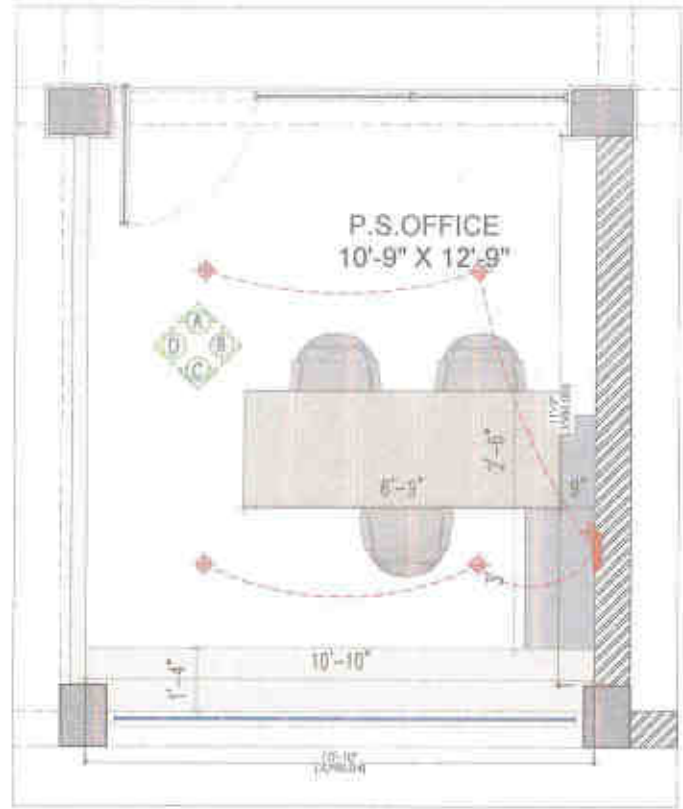


SECTION A

SECTION B

SECTION C

SECTION D



P.S. OFFICE PLAN

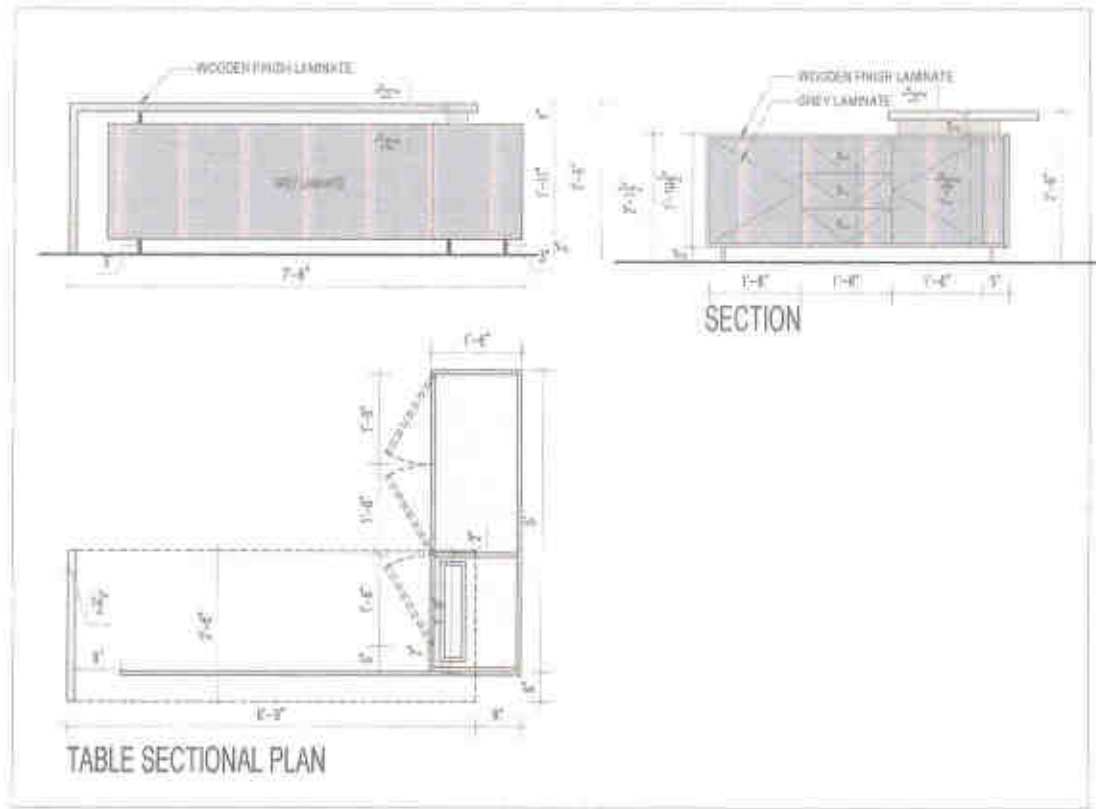
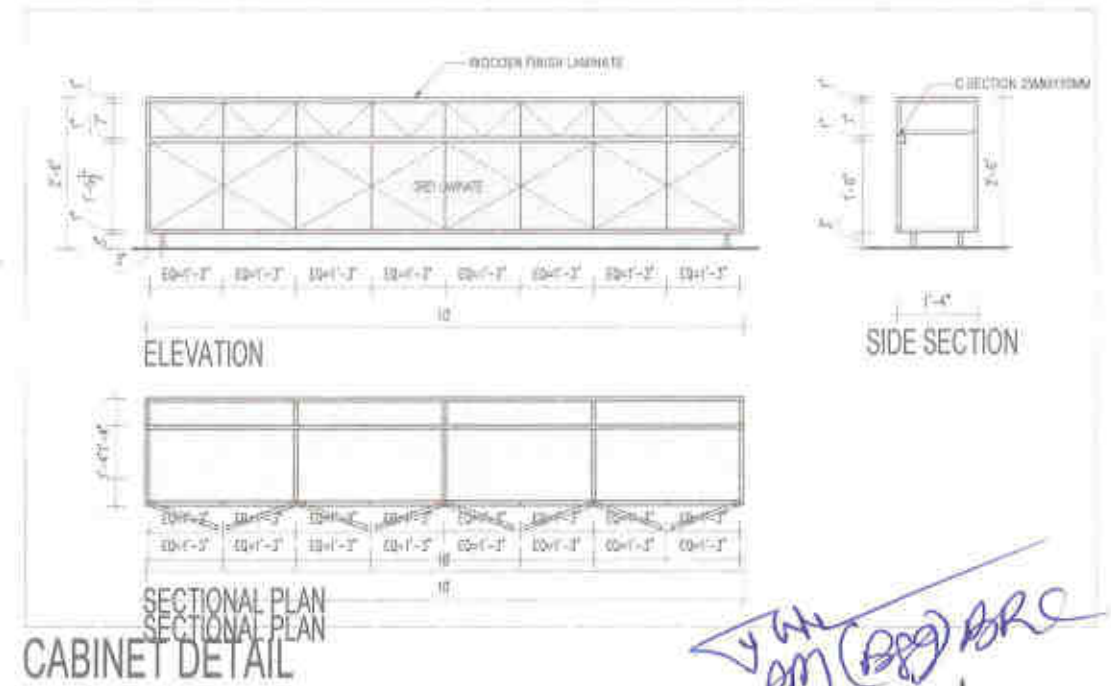


TABLE DETAIL



CABINET DETAIL

Handwritten signature and initials



GENERAL NOTES

1. ALL DIMENSIONS TO BE FINISH UNLESS SPECIFIED OTHERWISE.
2. ALL FINISHES TO BE AS PER SPECIFICATION.
3. WORK SHALL BE DONE WITH BEST QUALITY MATERIALS.
4. IN CASE THERE IS ANY DISCREPANCY BETWEEN ARCHITECTURAL DRAWINGS AND CONTRACT DOCUMENTS, THE CONTRACT DOCUMENTS SHALL PREVAIL.
5. ALL WORK SHALL BE DONE WITH BEST QUALITY MATERIALS.
6. ALL WORK SHALL BE DONE WITH BEST QUALITY MATERIALS.
7. ALL WORK SHALL BE DONE WITH BEST QUALITY MATERIALS.
8. ALL WORK SHALL BE DONE WITH BEST QUALITY MATERIALS.
9. ALL WORK SHALL BE DONE WITH BEST QUALITY MATERIALS.
10. ALL WORK SHALL BE DONE WITH BEST QUALITY MATERIALS.

NO.	DESCRIPTION	UNIT	QUANTITY
1	CEILING	SQ. FT.	
2	FLOOR	SQ. FT.	
3	WALL	SQ. FT.	
4	DOOR	NO.	
5	WINDOW	NO.	
6	PAINT	SQ. FT.	
7	GLASS	SQ. FT.	
8	IRON	KG.	
9	CEMENT	KG.	
10	SAND	KG.	

COORDINATORS

ARCHITECTURAL COORDINATOR: _____

MECH. COORDINATOR: _____

ELECTRICAL COORDINATOR: _____

PLUMBING COORDINATOR: _____

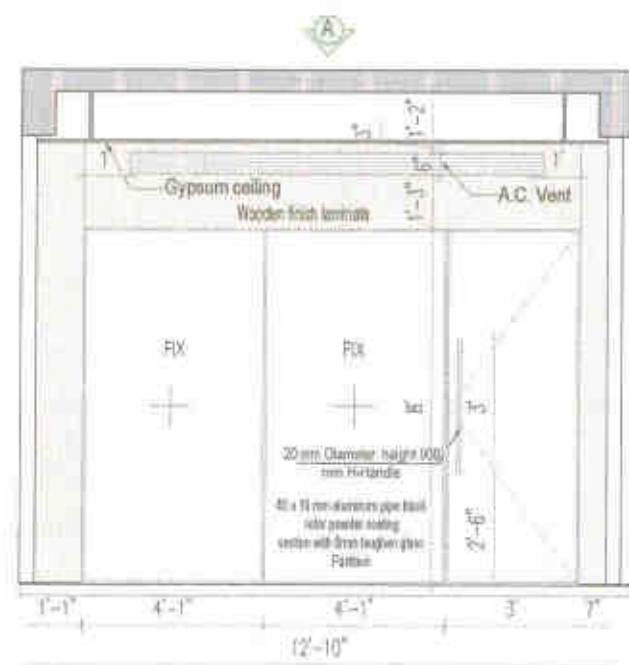
STRUCTURAL COORDINATOR: _____



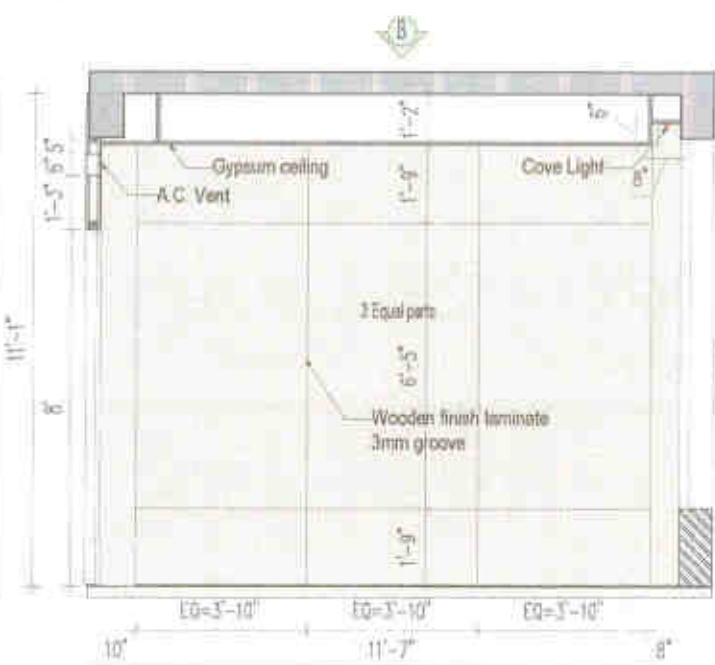
DESIGNER: _____	CHECKED BY: _____
DATE: _____	SCALE: _____
PROJECT NO: _____	REVISION NO: _____
DRAWING TITLE: _____	TEAM NO: _____

CPM_ID_WD_23
PS OFFICE DETAIL

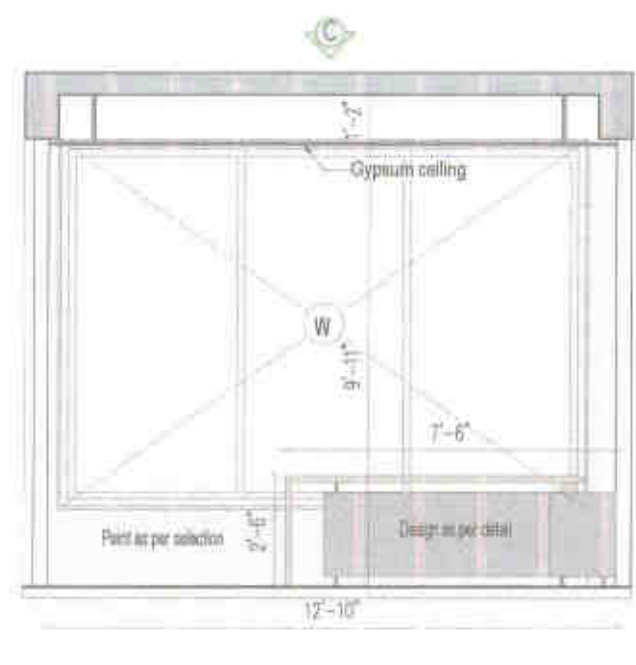




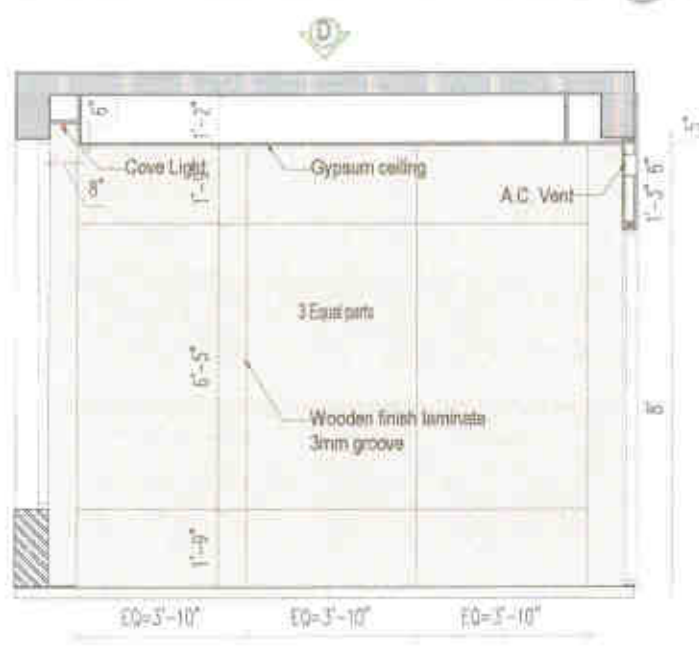
SECTION A



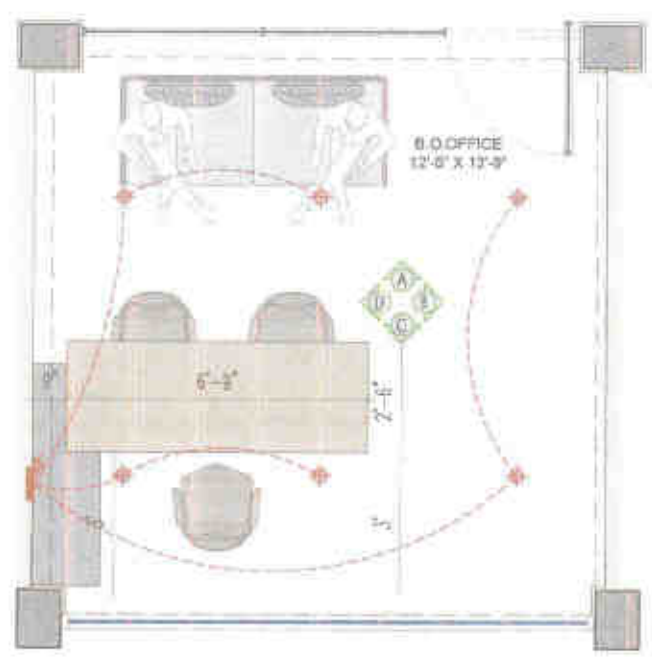
SECTION B



SECTION C



SECTION D



B.O. OFFICE PLAN

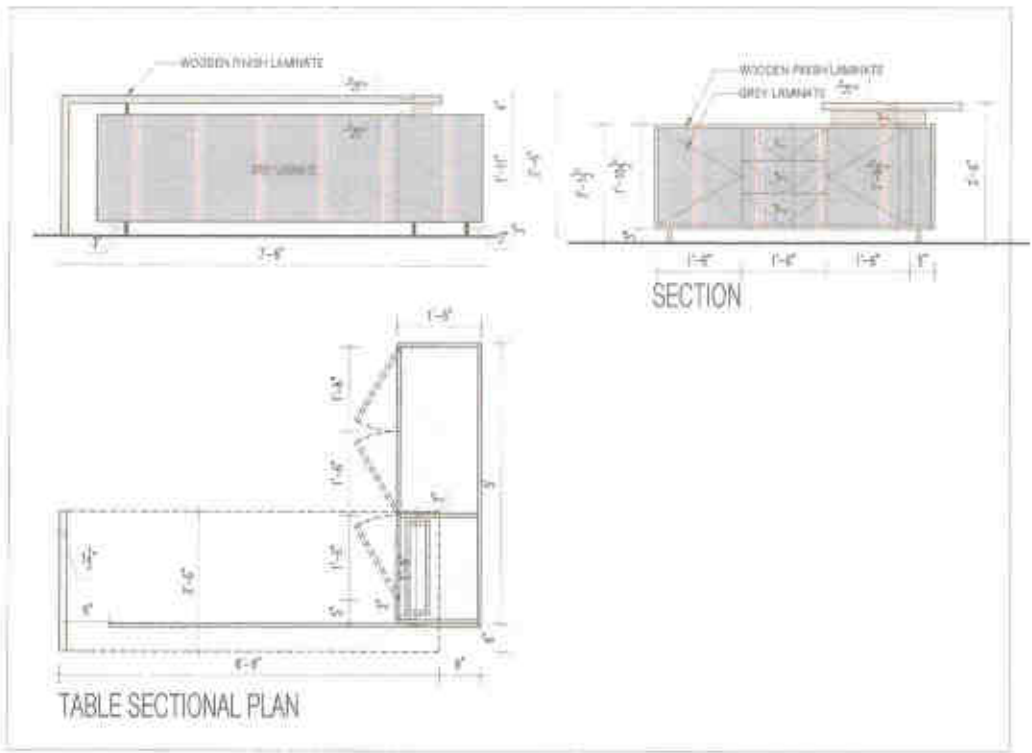


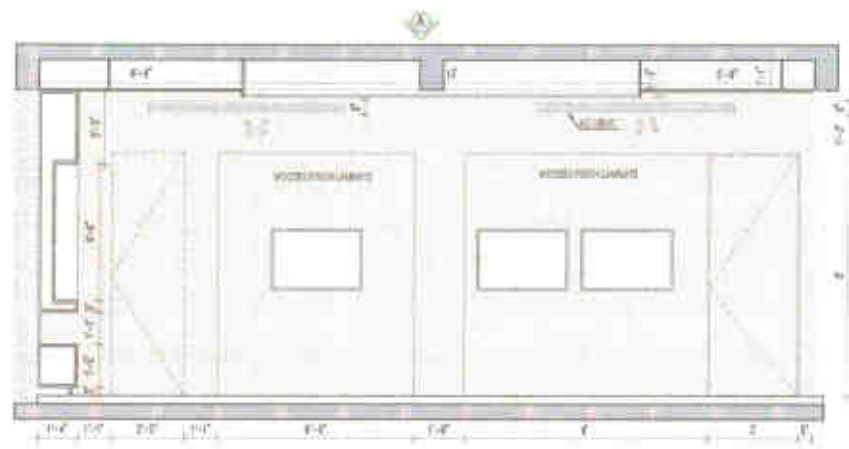
TABLE DETAIL

Y.N. Puri (Engg) ARS
skm

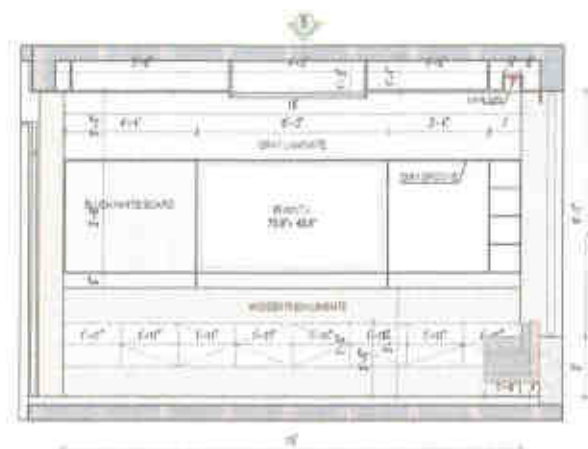


GENERAL NOTES: 1. ALL DIMENSIONS ARE TO FACE UNLESS OTHERWISE SPECIFIED. 2. ALL DIMENSIONS ARE IN METERS. 3. ALL DIMENSIONS ARE TO FACE UNLESS OTHERWISE SPECIFIED. 4. ALL DIMENSIONS ARE TO FACE UNLESS OTHERWISE SPECIFIED. 5. ALL DIMENSIONS ARE TO FACE UNLESS OTHERWISE SPECIFIED. 6. ALL DIMENSIONS ARE TO FACE UNLESS OTHERWISE SPECIFIED. 7. ALL DIMENSIONS ARE TO FACE UNLESS OTHERWISE SPECIFIED. 8. ALL DIMENSIONS ARE TO FACE UNLESS OTHERWISE SPECIFIED. 9. ALL DIMENSIONS ARE TO FACE UNLESS OTHERWISE SPECIFIED. 10. ALL DIMENSIONS ARE TO FACE UNLESS OTHERWISE SPECIFIED.	AGENTS: NAME: APPLICATION: SERIAL: SPECIFICATION: 1. 2. 3. 4. 5. 6. 7. 8. 9. 10.	CONSULTANTS: STRUCTURAL CONSULTANT: MEP CONSULTANT: LANDSCAPE CONSULTANT: ELECTRICAL CONSULTANT: PROJECT MANAGEMENT CONSULTANT:	KEY PLAN: Ground Floor: [Diagram] 1st Floor: [Diagram] 2nd Floor: [Diagram]	RELEASED FOR: [Signature] DATE: [Date]	PROJECT NO.: CPM_ID_WD_24 SECTION NO.: BO_OFFICE_DETAIL
				REVISIONS: NO. DATE DESCRIPTION BY	PROJECT: [Project Name] CLIENT: [Client Name] PROJECT ADDRESS: [Address] PROJECT NO.: [Project No.]

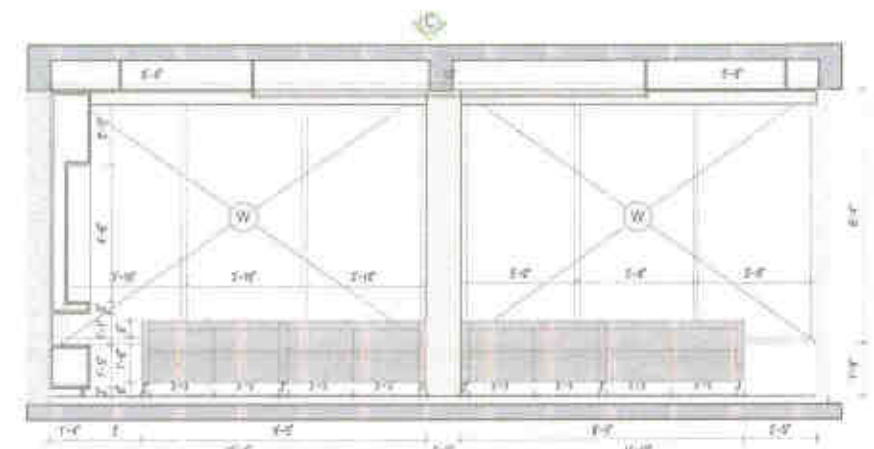
29/22




SECTION-A



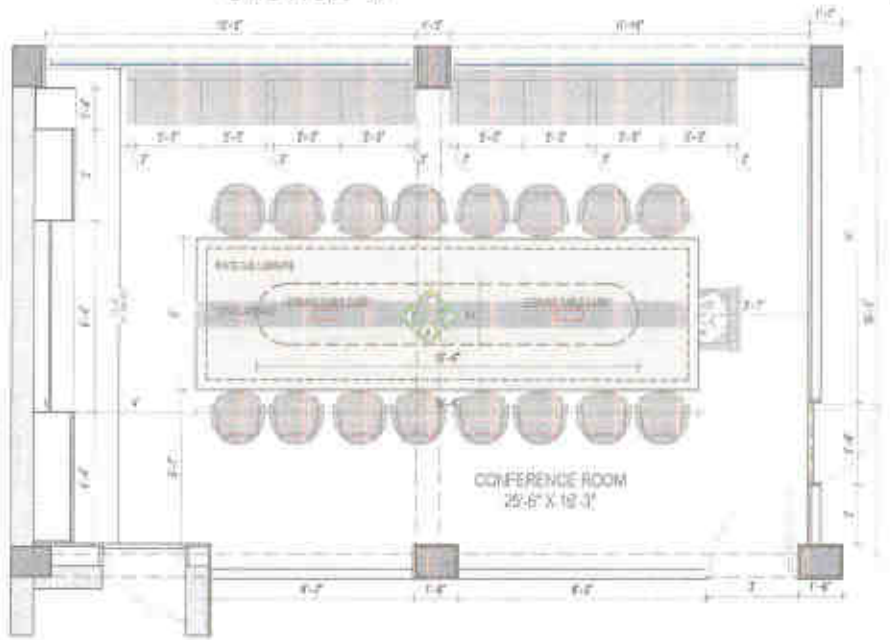
SECTION-B



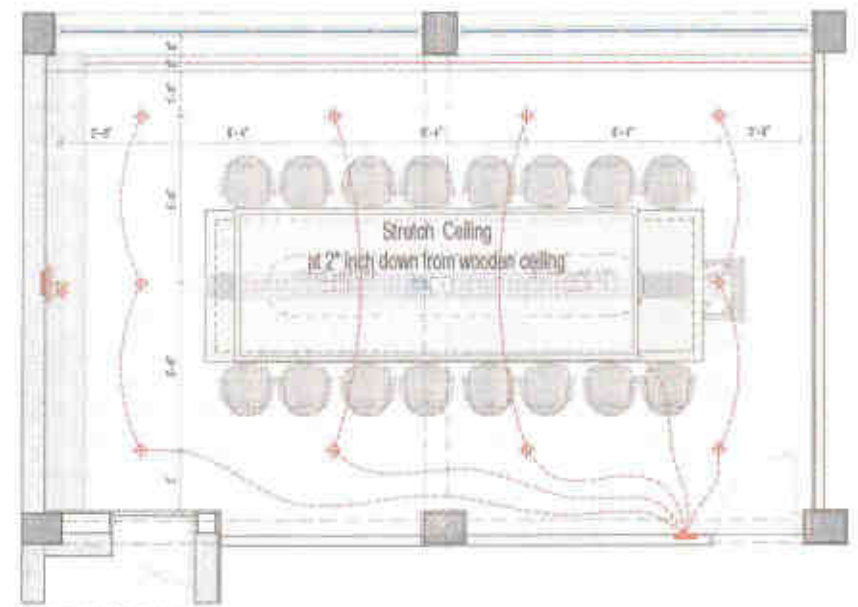
SECTION-C



SECTION-D

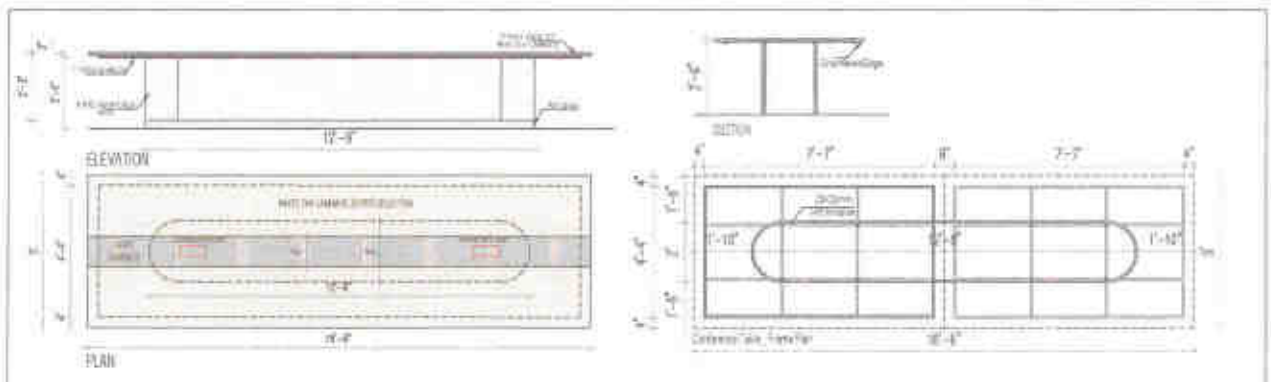


CONFERENCE PLAN

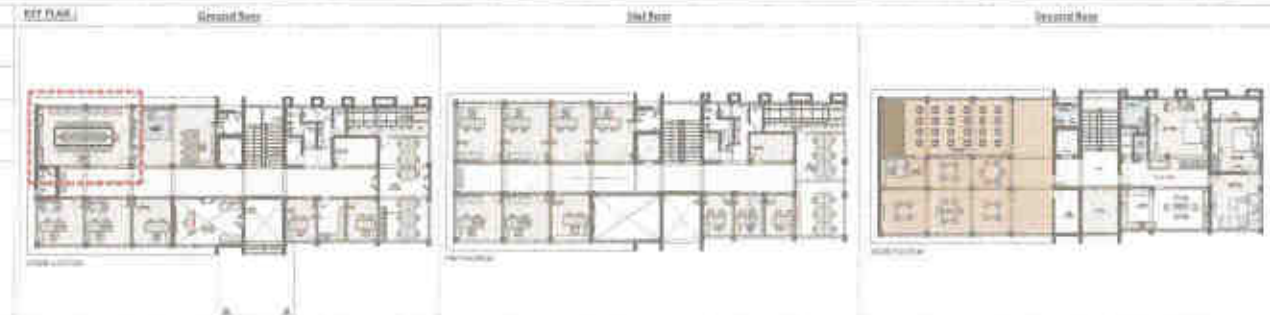


CEILING PLAN

STRETCH CEILING 14L-112"



PLAN



SITE PLAN

Handwritten signature and initials: PM (Agg) BRC



GENERAL NOTES

1. ALL DIMENSIONS ARE TO FACE UNLESS OTHERWISE SPECIFIED.
2. ALL DIMENSIONS ARE IN METERS.
3. ALL DIMENSIONS ARE TO FACE UNLESS OTHERWISE SPECIFIED.
4. IN CASE THERE IS ANY DISCREPANCY BETWEEN EXISTING DRAWINGS AND THIS DOCUMENT, THIS DOCUMENT SHALL PREVAIL.
5. ALL WORK IS TO BE DONE IN ACCORDANCE WITH THE SPECIFICATIONS AND STANDARDS OF THE INDIAN STANDARDS.
6. ALL WORK IS TO BE DONE IN ACCORDANCE WITH THE SPECIFICATIONS AND STANDARDS OF THE INDIAN STANDARDS.

LEGEND

SYMBOL	DESCRIPTION	SYMBOL	DESCRIPTION
[Symbol]	15mm WOODEN PANEL	[Symbol]	NON-SLIP FLOOR

COMMENTS

- SYMBOLS CORRECTIONS
- NOT CORRECTIONS
- URGENT CORRECTIONS
- SAFETY RELATED CORRECTIONS
- PROJECT MANAGER'S CORRECTIONS

REVISIONS

NO.	DESCRIPTION	DATE	BY	APPROVED BY
1	ISSUED FOR			

DATE: 20/08/2022

SCALE: 1:100

PROJECT TITLE: CPM ID WD 25

PROJECT LOCATION: SURAT

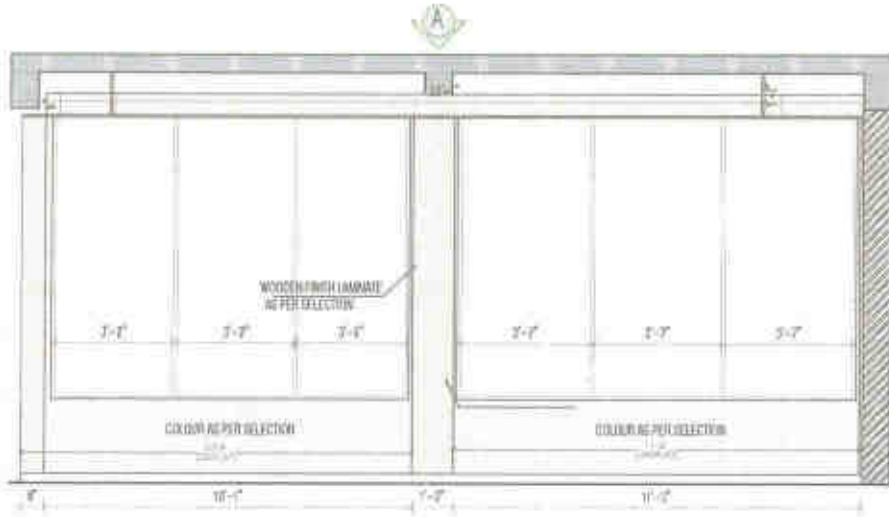
DESIGNED BY: [Name]

CHECKED BY: [Name]

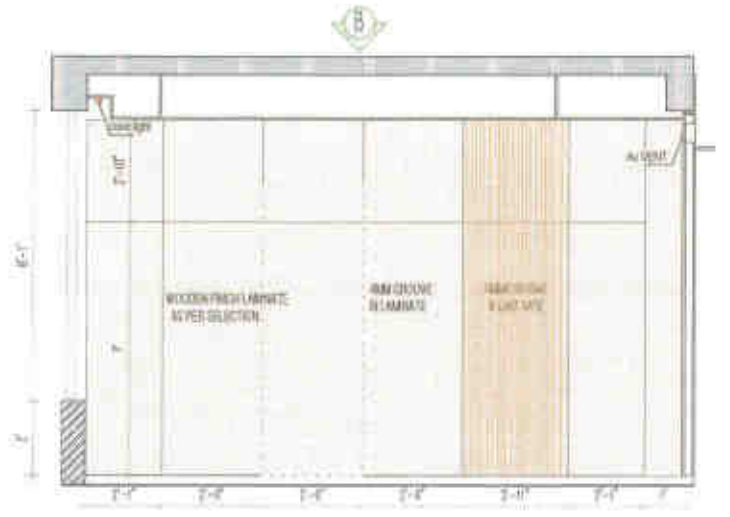
DATE: 20/08/2022

CPM ID WD 25
CONFERENCE DETAIL

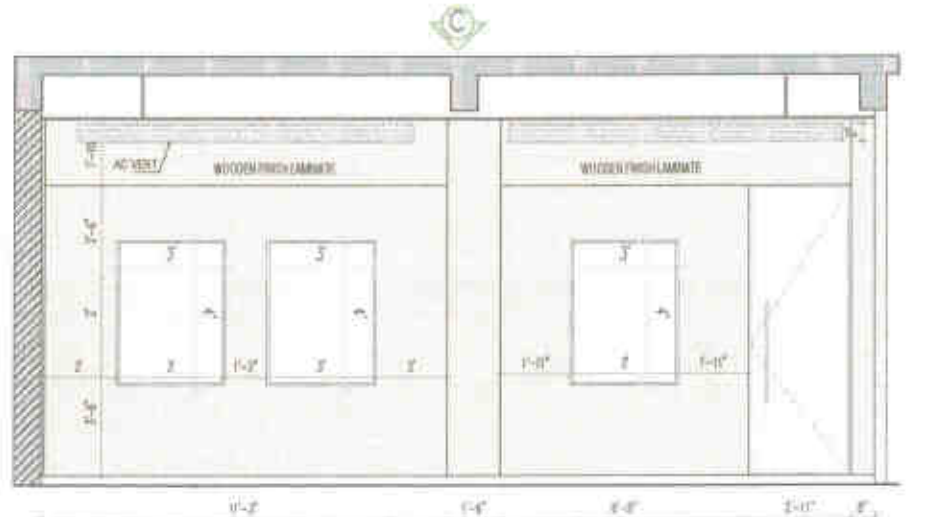




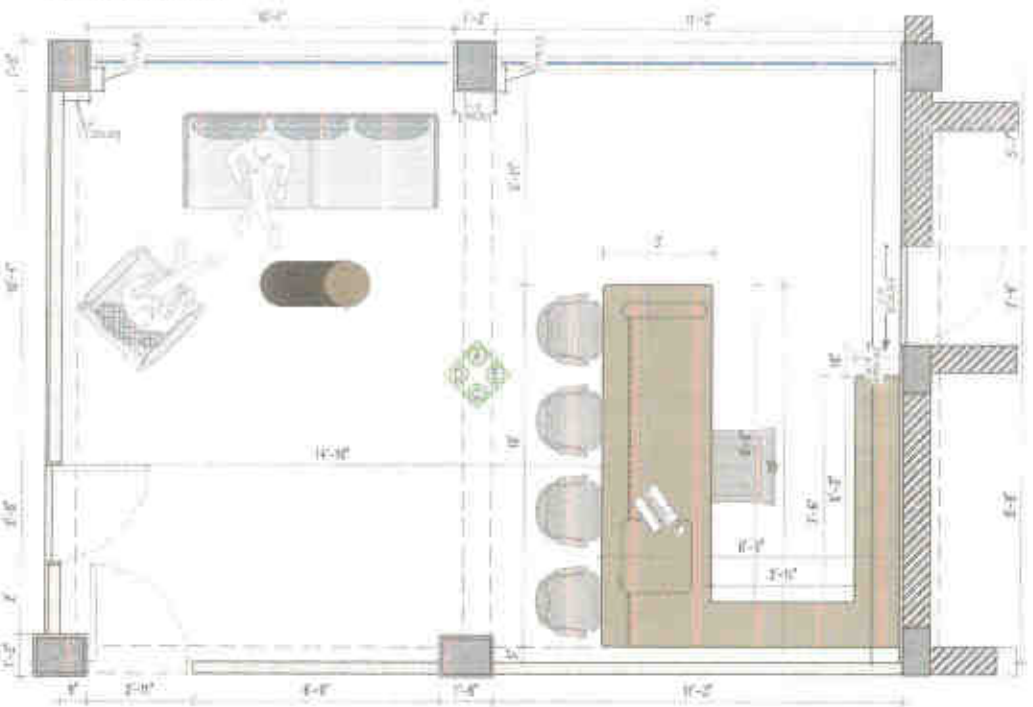
SECTION A



SECTION B



SECTION C



FURNITURE PLAN



SECTION D

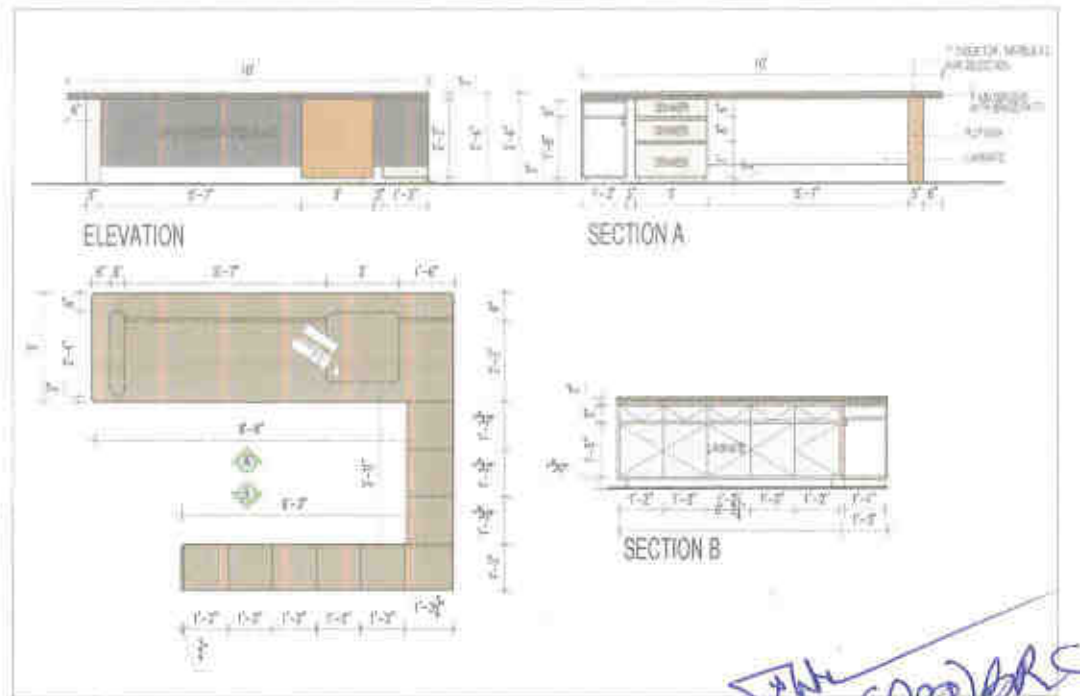
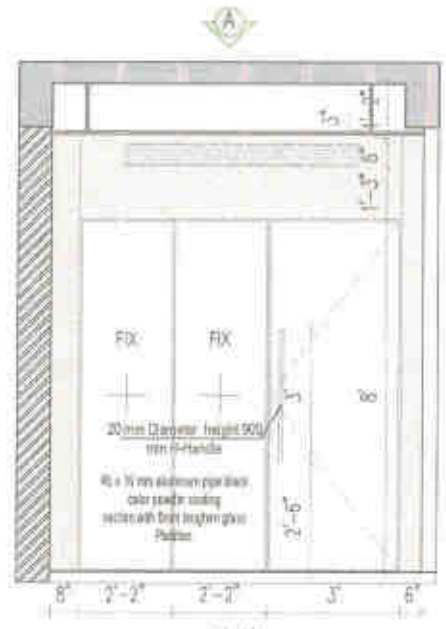


TABLE DETAIL

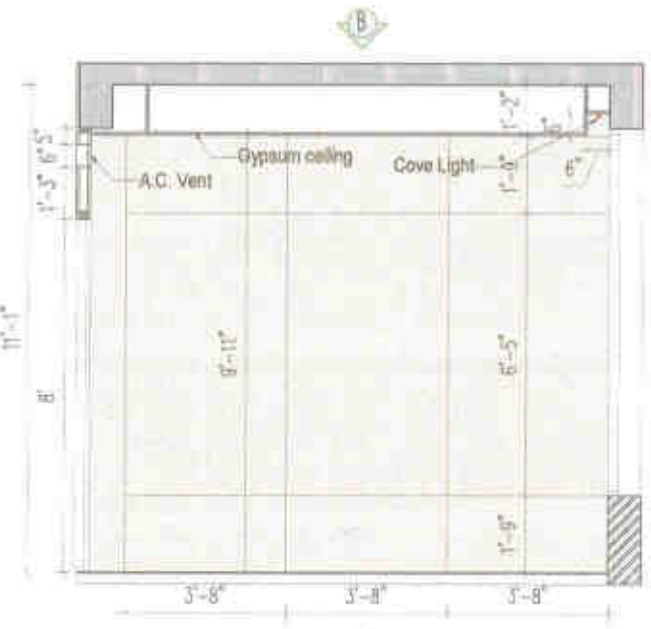
JAN PM (APP) BR



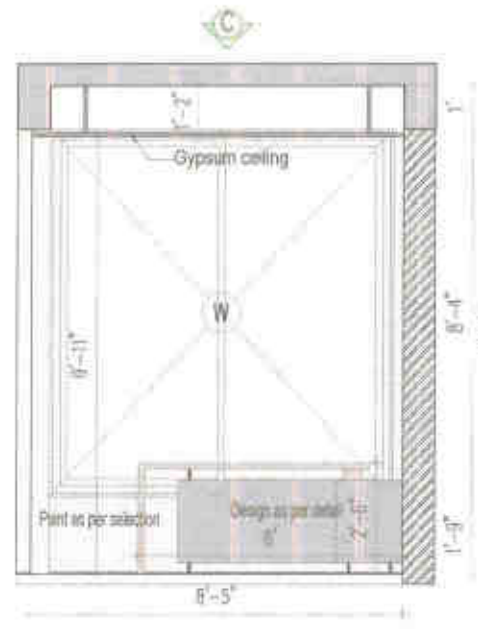
<p>GENERAL NOTES:</p> <p>1. ALL DIMENSIONS ARE TO FACE UNLESS SPECIFIED OTHERWISE.</p> <p>2. ALL WORK IS TO BE DONE IN ACCORDANCE WITH THE CURRENT BUILDING REGULATIONS AND STANDARDS OF THE REGION.</p> <p>3. ALL WORK IS TO BE DONE IN ACCORDANCE WITH THE CURRENT BUILDING REGULATIONS AND STANDARDS OF THE REGION.</p> <p>4. ALL WORK IS TO BE DONE IN ACCORDANCE WITH THE CURRENT BUILDING REGULATIONS AND STANDARDS OF THE REGION.</p>	<p>LEGEND:</p> <p>FINISH: 1. WALLS: WHITE PASTE & PUTTY</p> <p>2. FLOOR: POLISHED FLOOR</p> <p>3. CEILING: WHITE PASTE & PUTTY</p>	<p>CONSULTANTS:</p> <p>SURVEYOR: CHHETAN</p> <p>MEP CONSULTANT:</p> <p>LANDSCAPE CONSULTANT:</p> <p>SYSTEMS CONSULTANT:</p> <p>PROJECT MANAGEMENT CONSULTANT:</p>	<p>KEY PLAN:</p> <p>Ground Floor</p>	<p>KEY PLAN:</p> <p>1st Floor</p>	<p>KEY PLAN:</p> <p>Second Floor</p>	<p>ISSUED:</p> <p>DATE: 10/08/2024</p> <p>BY: [Signature]</p> <p>SCALE: 1/4"</p>	<p>PROJECT NO.:</p> <p>CPM ID WD 26</p> <p>CPM CHAMBER DETAIL</p>
			<p>DATE:</p> <p>10/08/2024</p> <p>SCALE:</p> <p>1/4"</p>	<p>PROJECT NO.:</p> <p>CPM ID WD 26</p> <p>CPM CHAMBER DETAIL</p>			



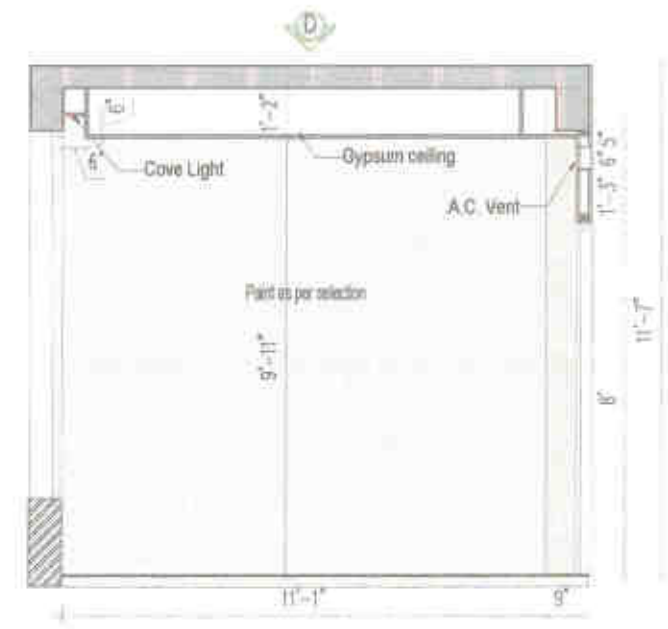
SECTION A



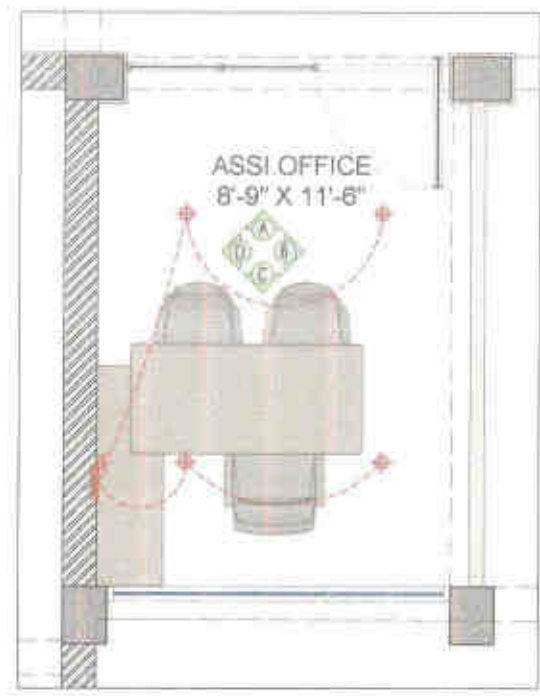
SECTION B



SECTION C



SECTION D



ASSI. OFFICE PLAN

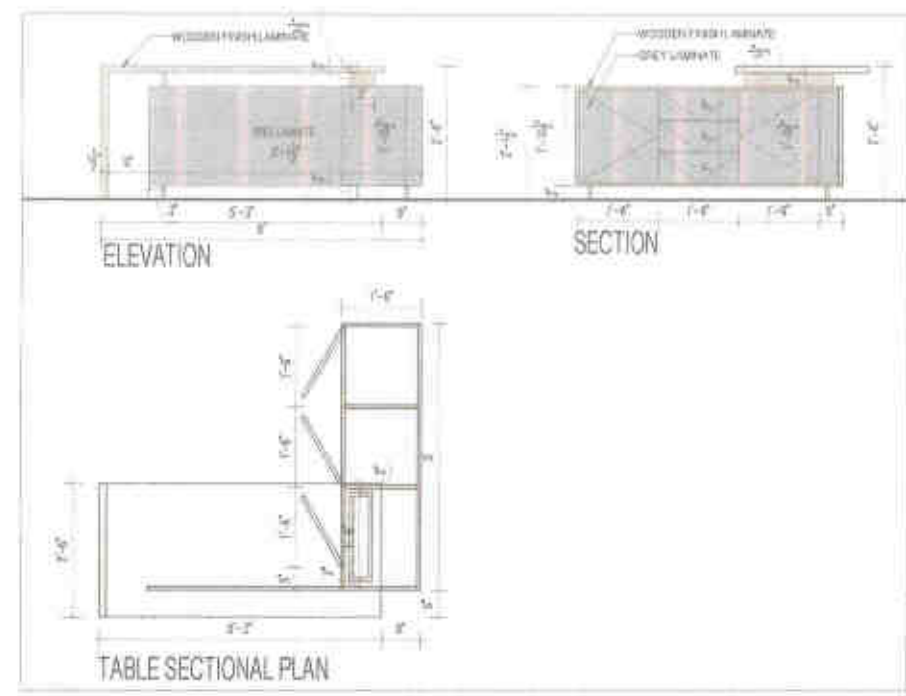


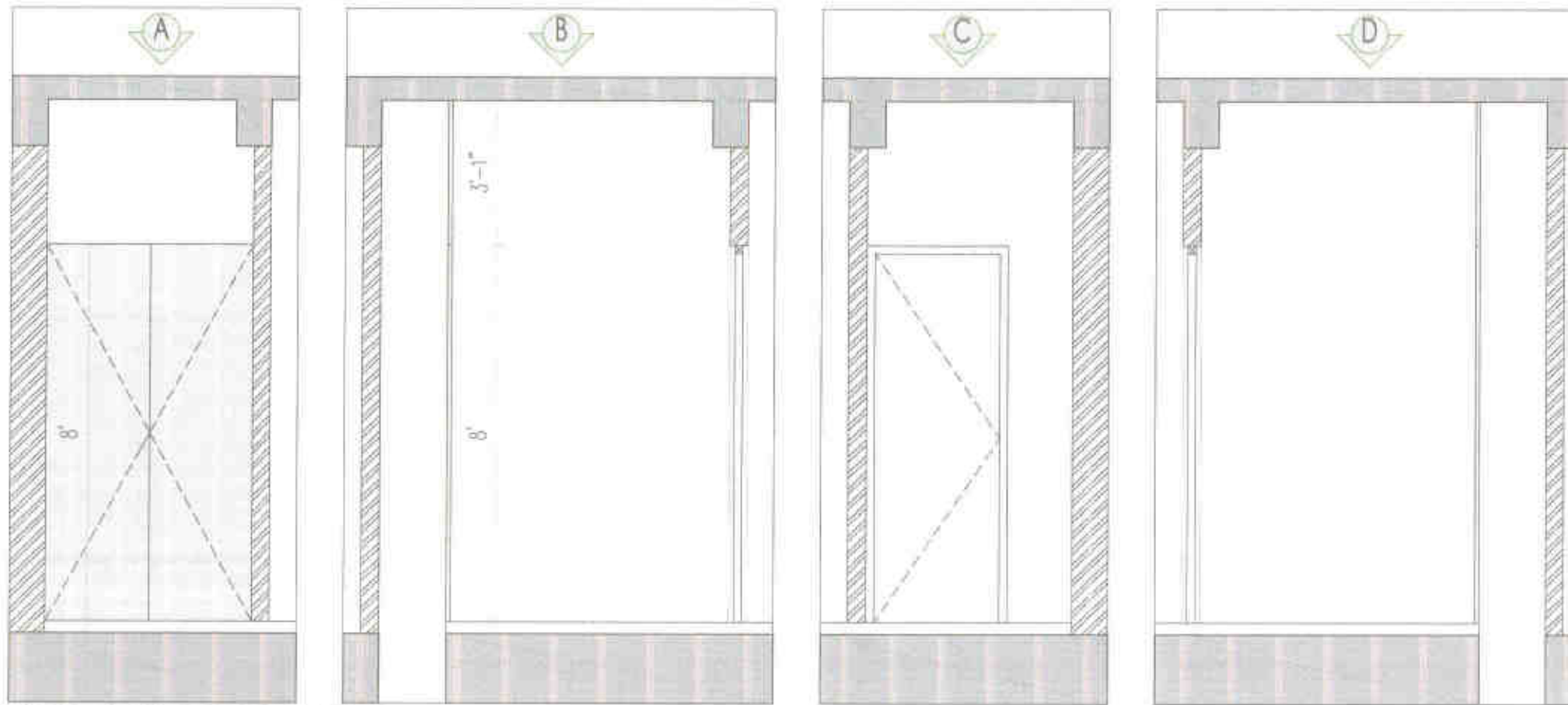
TABLE DETAIL

Handwritten signature: JIM PM (APP) ARS

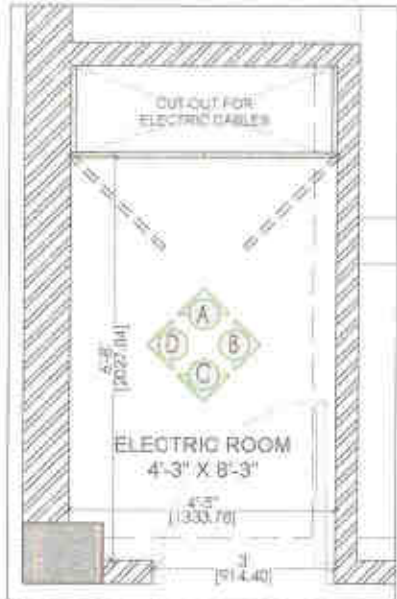
Handwritten signature: Amsat

<p>GENERAL NOTES:</p> <ol style="list-style-type: none"> 1. ALL DIMENSIONS ARE IN METRIC UNLESS SPECIFIED OTHERWISE. 2. ALL DIMENSIONS ARE TO FACE UNLESS SPECIFIED OTHERWISE. 3. ALL DIMENSIONS ARE TO FACE UNLESS SPECIFIED OTHERWISE. 4. ALL DIMENSIONS ARE TO FACE UNLESS SPECIFIED OTHERWISE. 5. ALL DIMENSIONS ARE TO FACE UNLESS SPECIFIED OTHERWISE. <p>ASIN DEVESSYA DESIGN ASSOCIATES SURAT 51111</p>	<p>PROJEK:</p> <p>SPECIFICATION</p> <p>ASIN DEVESSYA DESIGN ASSOCIATES</p>	<p>CONSULTANS:</p> <p>ARCHITECT CONSULTANT:</p> <p>MECH. CONSULTANT:</p> <p>LANDSCAPE CONSULTANT:</p> <p>ELECTRICAL CONSULTANT:</p> <p>STRUCTURAL CONSULTANT:</p>	<p>KEY PLAN:</p> <p>Ground Floor</p>	<p>KEY PLAN:</p> <p>First Floor</p>	<p>KEY PLAN:</p> <p>Second Floor</p>	<p>REVISION:</p> <table border="1"> <tr> <th>NO.</th> <th>DESCRIPTION</th> <th>DATE</th> <th>BY</th> <th>CHECKED BY</th> </tr> <tr> <td> </td> <td> </td> <td> </td> <td> </td> <td> </td> </tr> </table>	NO.	DESCRIPTION	DATE	BY	CHECKED BY						<p>CLIENT:</p> <p>CPM ID WD 27</p> <p>ASSISTANT OFFICE DETAIL</p>
			NO.	DESCRIPTION	DATE	BY	CHECKED BY										
<p>DATE:</p> <p> </p> <p>DESIGNER:</p> <p> </p> <p>DRAWING TITLE:</p> <p> </p> <p>DRAWING SCALE:</p> <p> </p> <p>DESIGNER:</p> <p> </p> <p>REVISION NO.:</p> <p> </p>	<p>SIGNATURE:</p> <p> </p>																

24/24



ELECTRICAL ROOM SECTION



ELECTRICAL ROOM PLAN

Handwritten signature: LUKA PM (APD) ARS
Handwritten signature: skucek
 MITS. Aeon Devasya Design Associates
 Architects & Urban designers
 SURABAYA - SURABAYA

GENERAL NOTES

1. ALL DIMENSIONS ARE TO FACE UNLESS OTHERWISE SPECIFIED.
2. ALL DIMENSIONS ARE TO FACE UNLESS OTHERWISE SPECIFIED.
3. ALL DIMENSIONS ARE TO FACE UNLESS OTHERWISE SPECIFIED.
4. ALL DIMENSIONS ARE TO FACE UNLESS OTHERWISE SPECIFIED.
5. ALL DIMENSIONS ARE TO FACE UNLESS OTHERWISE SPECIFIED.

NO.	SYMBOL	SPECIFICATION	AMOUNT	REMARKS
1	[Symbol]	CONCRETE FLOOR		
2	[Symbol]	CONCRETE WALL		
3	[Symbol]	CONCRETE CEILING		
4	[Symbol]	CONCRETE DOOR		
5	[Symbol]	CONCRETE WINDOW		

CONSULTANTS

PRINCIPAL CONSULTANT:

DEPT. CONSULTANT:

LANDSCAPE CONSULTANT:

MECHANICAL CONSULTANT:

ELECTRICAL CONSULTANT:

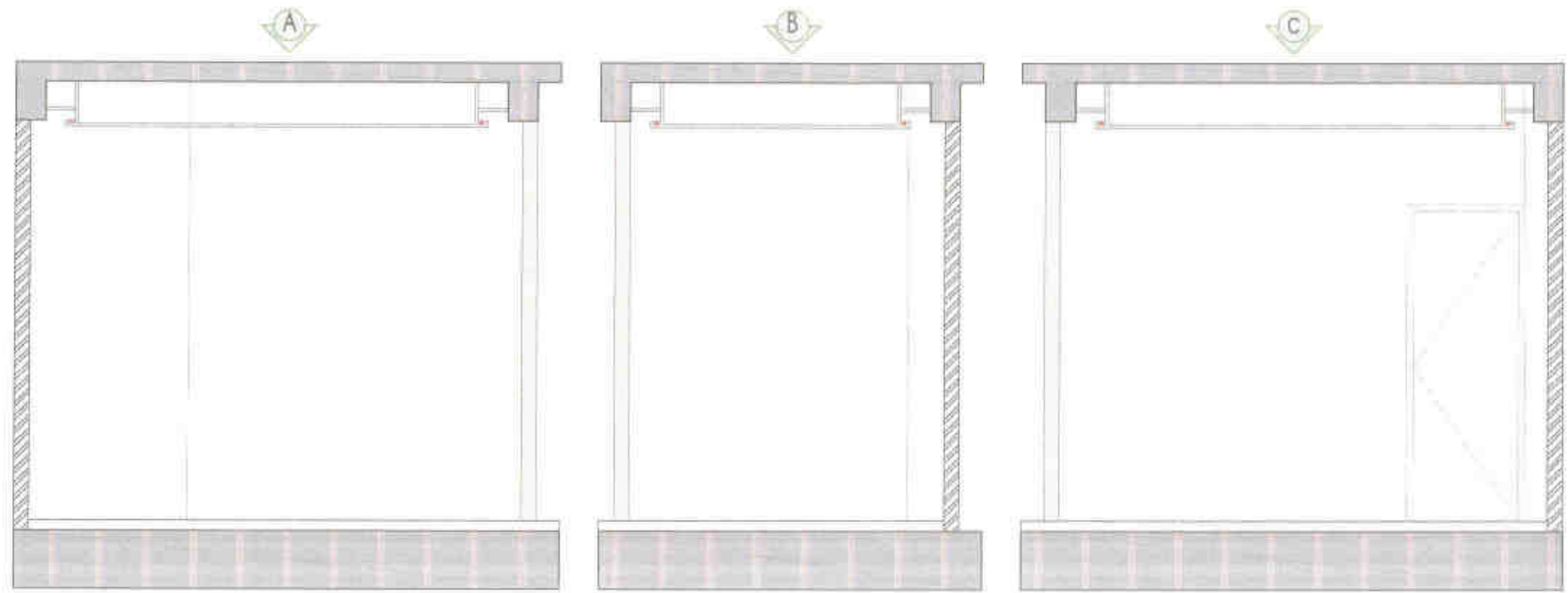
ARCHITECTURAL CONSULTANT:



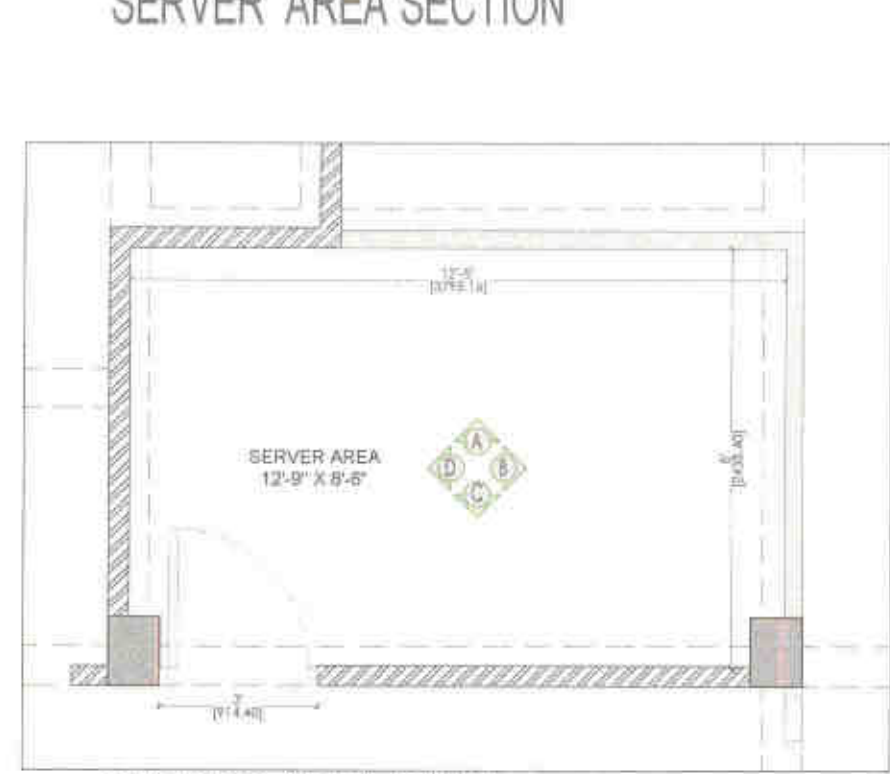
DESIGNER	ADDS FOR CONSULTANTS	REVISION	DATE
STAMP		REGISTER	
PROJECT NAME			
CLIENT			
PROJECT TITLE			
DESIGNING FIRM			
DESIGNING SCALE			
DESIGNING DATE			
DESIGNER			
CHECKER			

CPM_ID_WD_28
 ELECTRICAL_ROOM_DETAIL

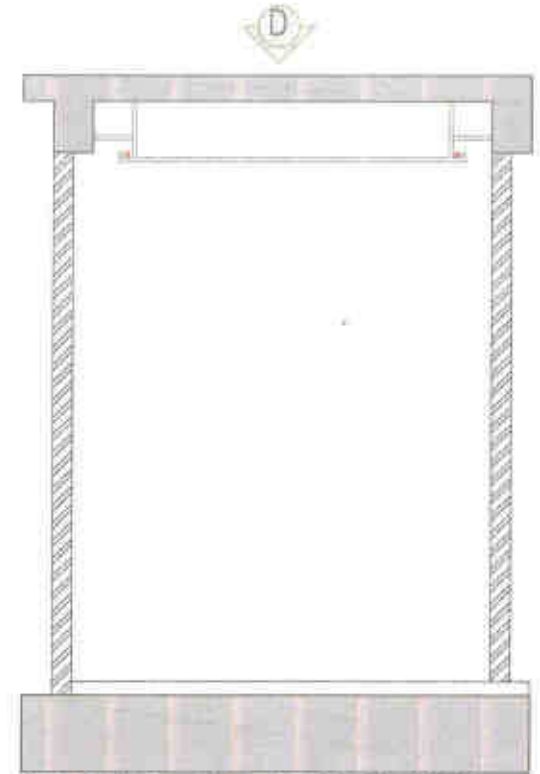
ada
 Architects & Urban designers
 SURABAYA - SURABAYA



SERVER AREA SECTION



SERVER AREA PLAN



SERVER AREA SECTION

Handwritten signature: Yuh Pm (APG) BRS
Handwritten signature: Amet



GENERAL NOTES

1. ALL DIMENSIONS ARE TO FACE UNLESS OTHERWISE NOTED.
2. ALL DIMENSIONS ARE IN METERS.
3. REFER TO THE ARCHITECTURAL DRAWINGS FOR ALL DIMENSIONS.
4. IN CASE THERE IS ANY DISCREPANCY BETWEEN ARCHITECTURAL DRAWINGS AND OTHER DOCUMENTS, ARCHITECTURAL DRAWINGS SHALL TAKE PRECEDENCE.
5. ALL WORK SHALL BE DONE ACCORDING TO THE LATEST VERSIONS OF THE INDONESIAN STANDARDS AND REGULATIONS.
6. ALL WORK SHALL BE DONE ACCORDING TO THE LATEST VERSIONS OF THE INDONESIAN STANDARDS AND REGULATIONS.

NO.	REVISION	DATE	BY	APPROVED BY

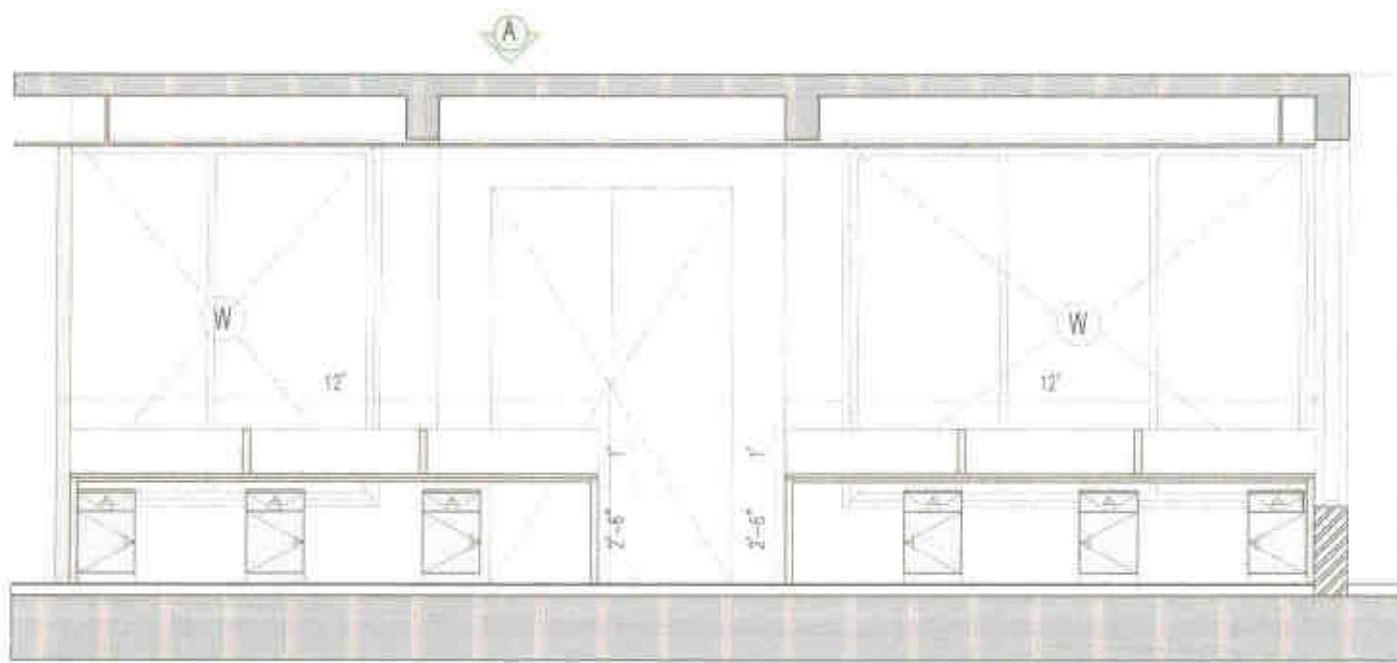
NO.	REVISION	DATE	BY	APPROVED BY



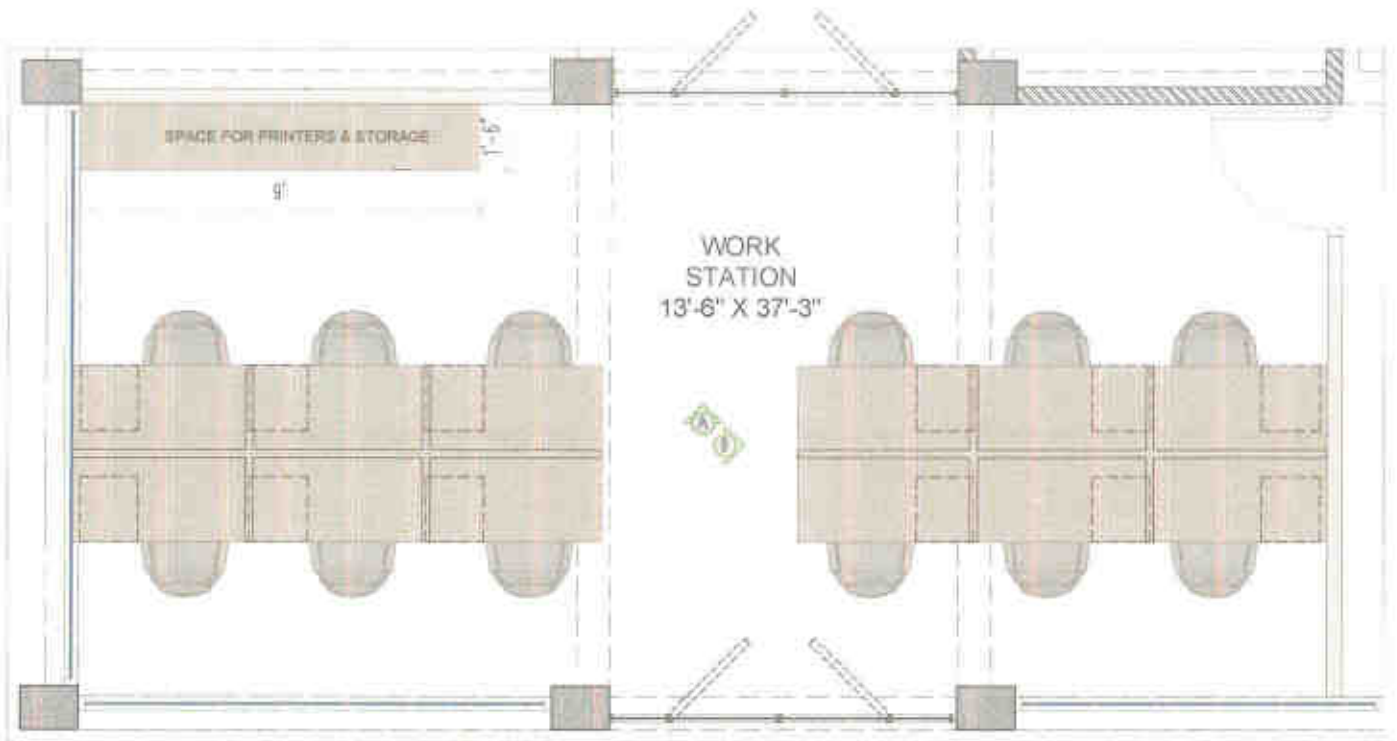
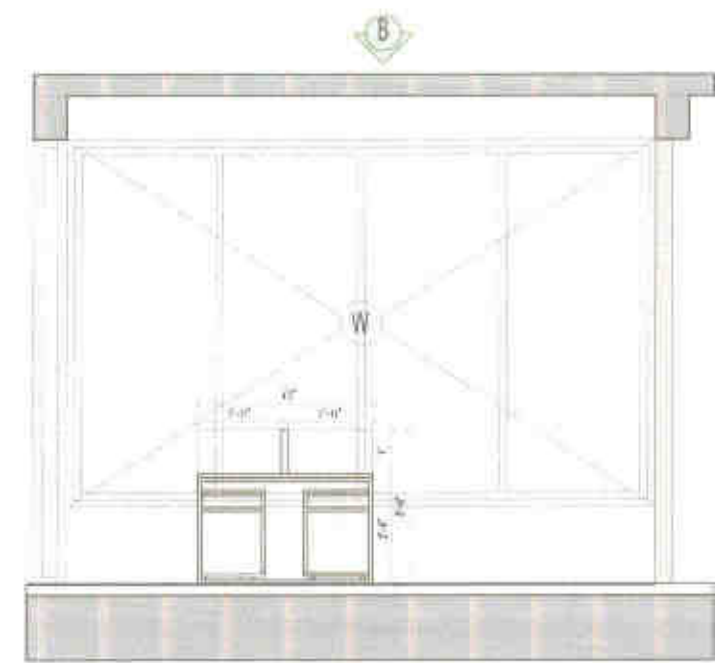
NO.	REVISION	DATE	BY	APPROVED BY

CPM_ID_WD_29
 Server/Store_Room_Detail





WORK STATION ELEVATION



WORK STATION PLAN

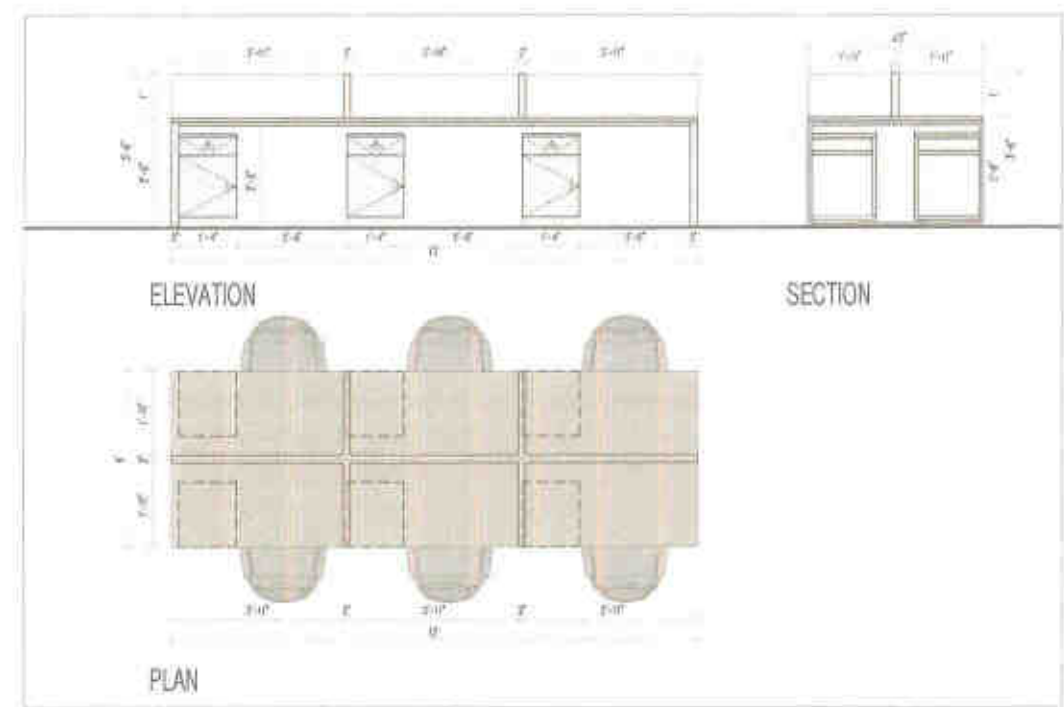


TABLE DETAIL

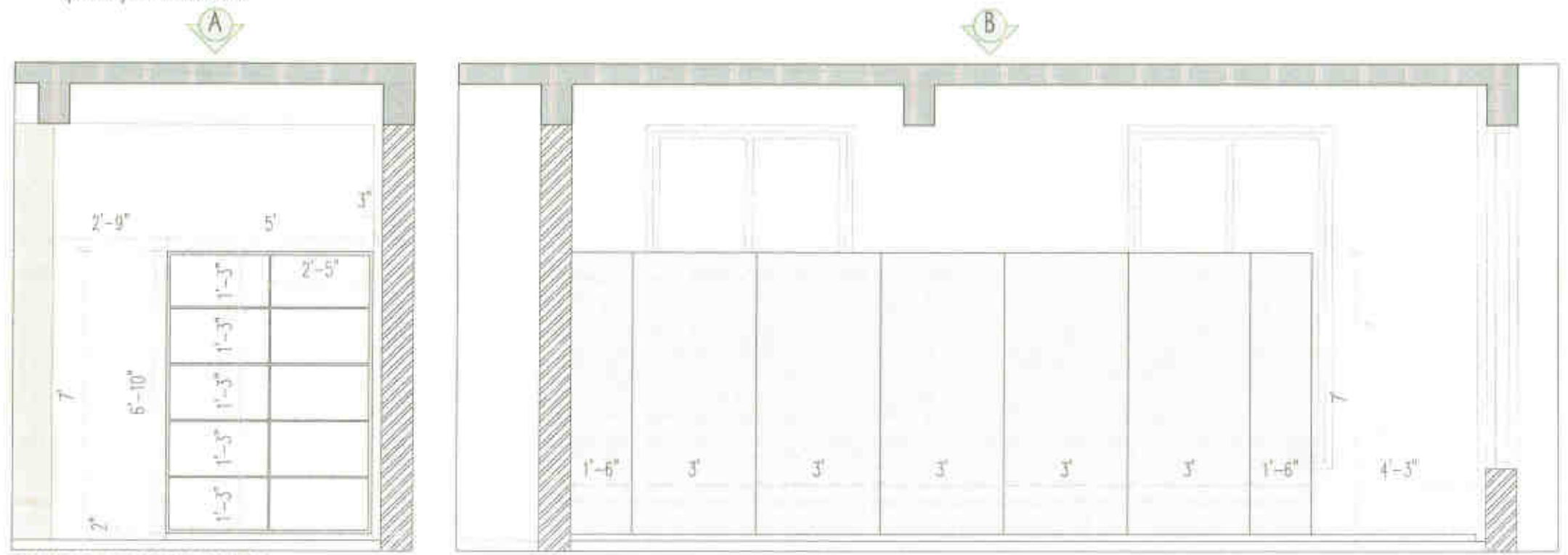
Handwritten signature and initials: *YTM PM (RPP) ARD skmest*



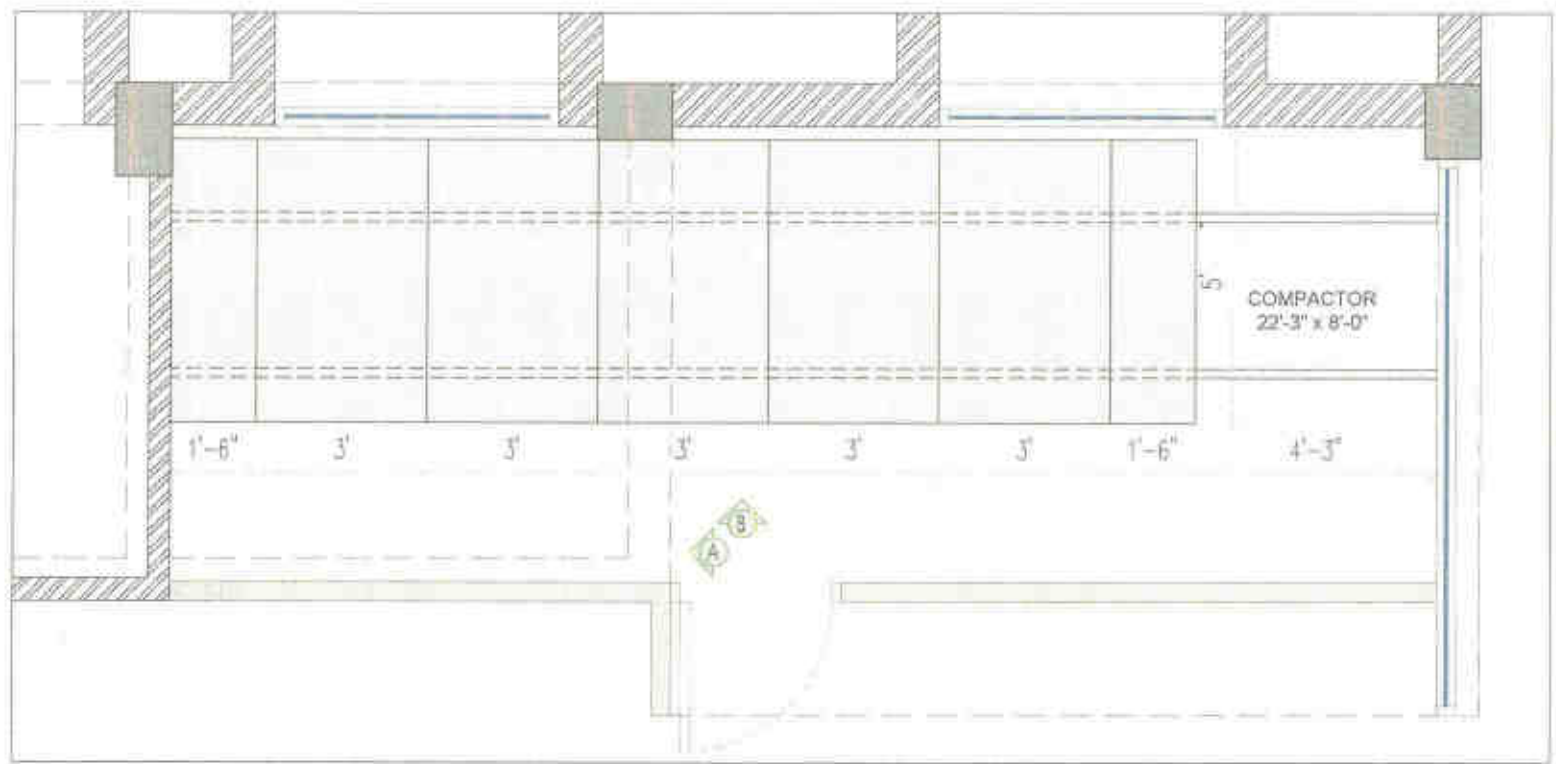
<p>GENERAL NOTES</p> <ol style="list-style-type: none"> All dimensions are to finished work surfaces. Use appropriate finish. Refer to drawings for material specifications. Use appropriate safety considerations. Use appropriate safety considerations. Use appropriate safety considerations. Use appropriate safety considerations. Use appropriate safety considerations. Use appropriate safety considerations. Use appropriate safety considerations. <p>Prepared by: <i>YTM</i> Checked by: <i>PM</i> Date: 2024-08-22</p>	<p>LEGEND</p> <table border="1"> <tr> <th>SYMBOL</th> <th>DESCRIPTION</th> </tr> <tr> <td></td> <td>SPACE FOR PRINTERS & STORAGE</td> </tr> <tr> <td></td> <td>WORK STATION</td> </tr> </table>	SYMBOL	DESCRIPTION		SPACE FOR PRINTERS & STORAGE		WORK STATION	<p>COORDINATOR</p> <p>ARCHITECT: <i>AR</i></p> <p>INTERIOR DESIGNER: <i>YTM</i></p> <p>PROJECT MANAGER: <i>PM</i></p>	<p>KEY PLAN</p> <p>Ground Floor</p>	<p>1st Floor</p>	<p>2nd Floor</p>	<p>CLIENT</p> <p>PROJECT TITLE</p> <p>PROJECT NO.</p> <p>DATE</p> <p>SCALE</p>	<p>PROJECT INFO</p> <p>PROJECT TITLE</p> <p>PROJECT NO.</p> <p>DATE</p> <p>SCALE</p> <p>CPM_ID_WD_30</p> <p>WORKSTATION_DETAIL</p>
SYMBOL	DESCRIPTION												
	SPACE FOR PRINTERS & STORAGE												
	WORK STATION												

21/21

(NS/39) COMPACTOR



COMPACTOR AREA SECTION



COMPACTOR AREA PLAN

JM
PM (BJ) BRC
AK



GENERAL NOTES

1. ALL DIMENSIONS TO BE PROVIDED AND VERIFIED.
2. ALL DIMENSIONS ARE TO FACE.
3. ALL DIMENSIONS TO BE PROVIDED TO FACE UNLESS SPECIFIED OTHERWISE.
4. IN CASE THERE IS ANY DISCREPANCY BETWEEN ARCHITECTURAL DRAWINGS AND OTHER CONSULTING DRAWINGS (MECHANICAL, ELECTRICAL, PLUMBING, ETC.), THE ARCHITECT'S DRAWINGS SHALL PREVAIL UNLESS SPECIFIED OTHERWISE.
5. ALL DIMENSIONS TO BE PROVIDED TO FACE UNLESS SPECIFIED OTHERWISE.
6. ALL DIMENSIONS TO BE PROVIDED TO FACE UNLESS SPECIFIED OTHERWISE.
7. ALL DIMENSIONS TO BE PROVIDED TO FACE UNLESS SPECIFIED OTHERWISE.
8. ALL DIMENSIONS TO BE PROVIDED TO FACE UNLESS SPECIFIED OTHERWISE.
9. ALL DIMENSIONS TO BE PROVIDED TO FACE UNLESS SPECIFIED OTHERWISE.
10. ALL DIMENSIONS TO BE PROVIDED TO FACE UNLESS SPECIFIED OTHERWISE.

SYMBOL	DESCRIPTION	SYMBOL	DESCRIPTION
	CONCRETE STRUCTURE AREA		LIFT SHAFT AREA
	LIFT SHAFT AREA		LIFT SHAFT AREA
	LIFT SHAFT AREA		LIFT SHAFT AREA

CONSULTANTS

STRUCTURE CONSULTANT:

M/E CONSULTANT:

LANDSCAPE CONSULTANT:

ELECTRICAL CONSULTANT:

PROJECT MANAGEMENT CONSULTANT:



DESIGNED BY:	DATE:	SCALE:
DRAWN BY:	CHECKED BY:	DATE:
PROJECT NO.:	PROJECT NAME:	PROJECT LOCATION:

CPM_ID_WD_31


COMPACTOR_DETAIL

ada

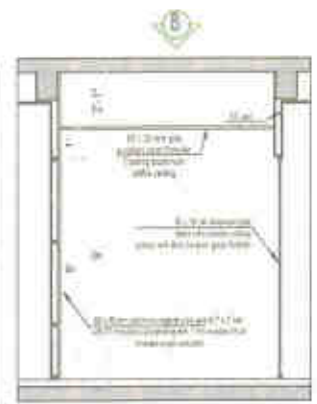
Architects & Interiors

Surat

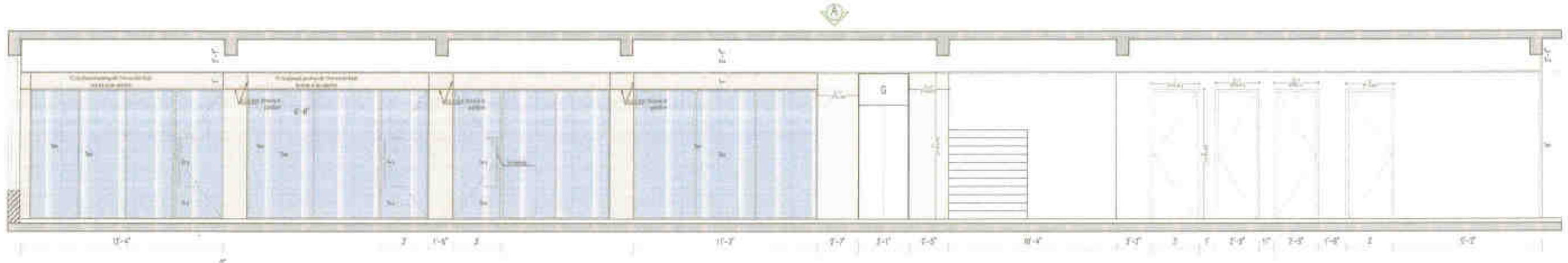
20 20



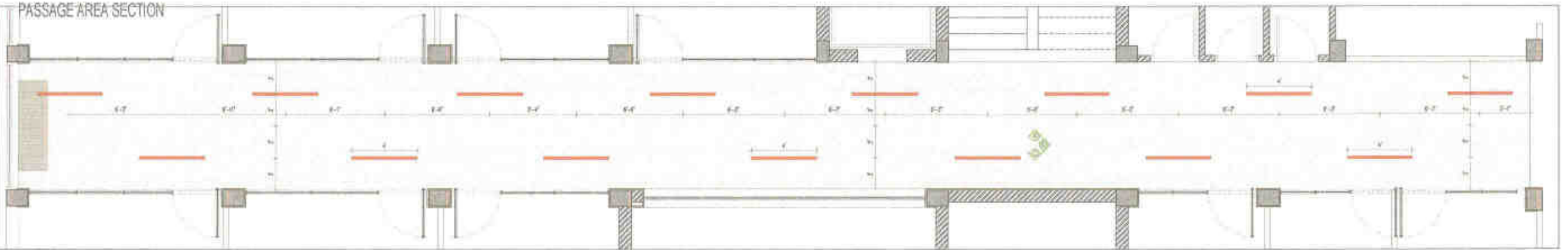
PASSAGE AREA ELEVATION



PASSAGE AREA ELEVATION



PASSAGE AREA SECTION



PASSAGE AREA PLAN

Handwritten signature and initials: PM (Bry) RC



GENERAL NOTES:

- ALL DIMENSIONS ARE TO FINISH UNLESS NOTED OTHERWISE.
- ALL WORK SHALL BE IN ACCORDANCE WITH THE CITY OF CHICAGO.
- ALL WORK SHALL BE IN ACCORDANCE WITH THE CITY OF CHICAGO.
- ALL WORK SHALL BE IN ACCORDANCE WITH THE CITY OF CHICAGO.
- ALL WORK SHALL BE IN ACCORDANCE WITH THE CITY OF CHICAGO.
- ALL WORK SHALL BE IN ACCORDANCE WITH THE CITY OF CHICAGO.
- ALL WORK SHALL BE IN ACCORDANCE WITH THE CITY OF CHICAGO.
- ALL WORK SHALL BE IN ACCORDANCE WITH THE CITY OF CHICAGO.
- ALL WORK SHALL BE IN ACCORDANCE WITH THE CITY OF CHICAGO.
- ALL WORK SHALL BE IN ACCORDANCE WITH THE CITY OF CHICAGO.

SYMBOL	DESCRIPTION	SYMBOL	DESCRIPTION
[Symbol]	CONCRETE	[Symbol]	WOOD
[Symbol]	GLASS	[Symbol]	STEEL
[Symbol]	INSULATION	[Symbol]	CEILING
[Symbol]	ROOFING	[Symbol]	FLOORING

COMMENTS:

CONCRETE

WOOD

STEEL

GLASS

INSULATION

ROOFING

FLOORING



RELEASE FOR:

NAME:

DATE:

PROJECT NO.:

DRAWING NO.:

DESIGNED BY:

CHECKED BY:

DATE:

PROJECT NO.:

CPM_ID_WD_32

PASSAGE_FIRST_FLOOR_DETAIL

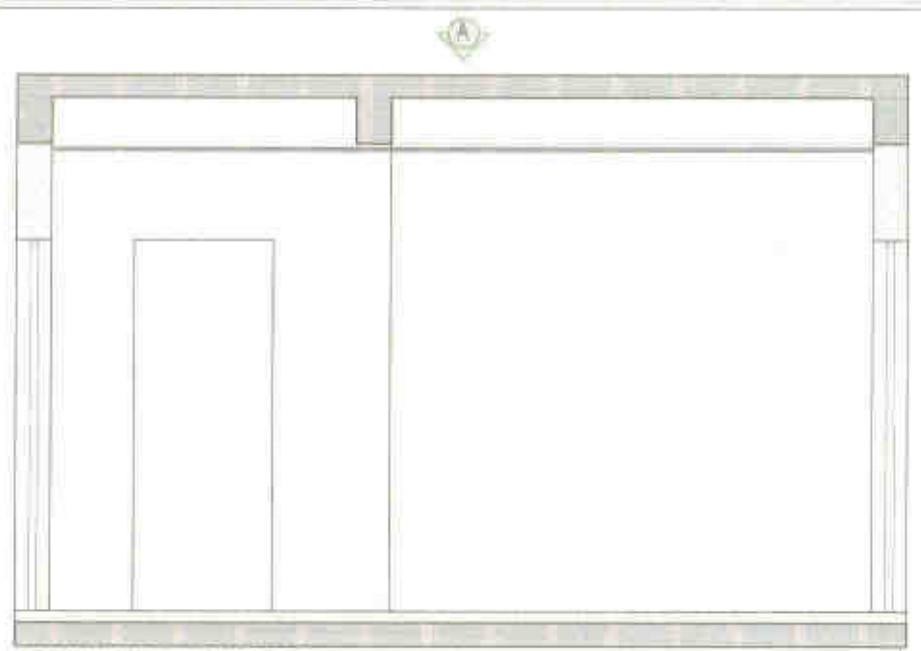
ad a

Architects & Urban designers

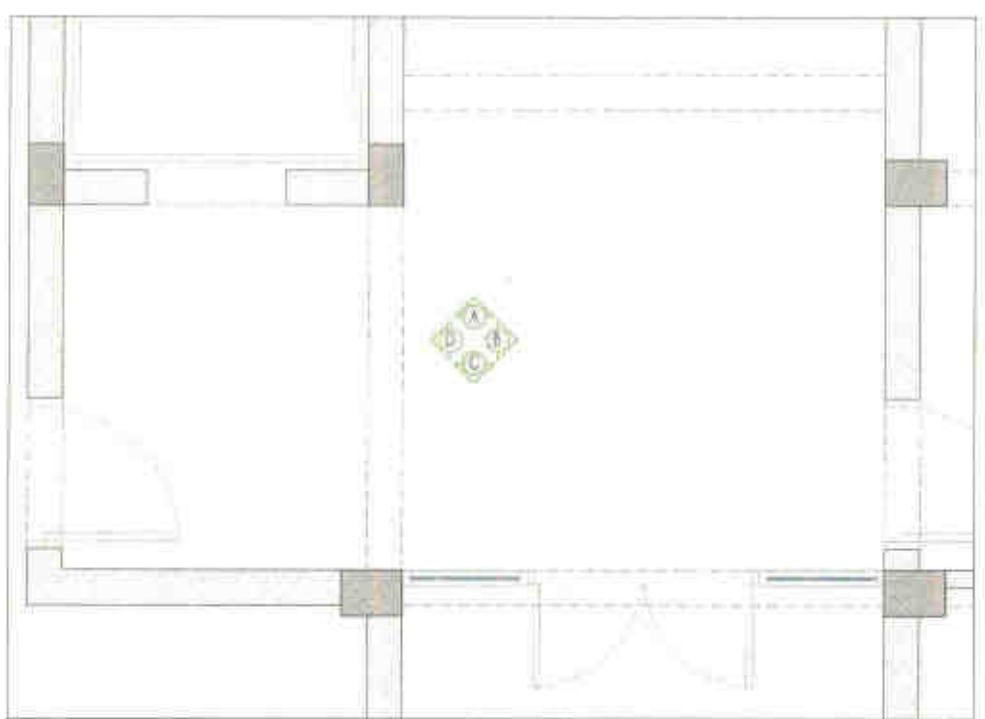

Chicago, IL

PHONE: (773) 338-1111

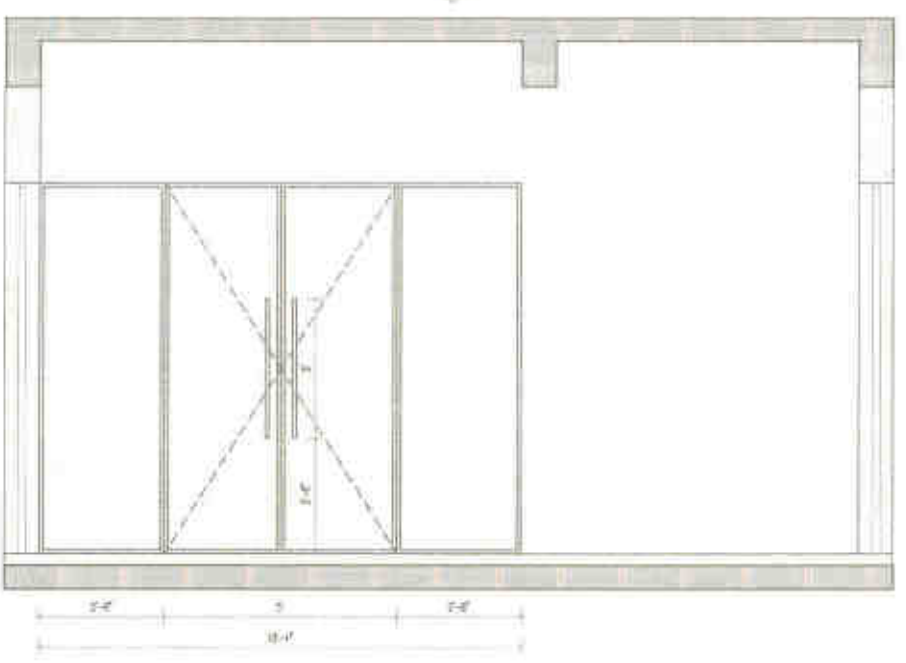
WWW: www.aeondevasya.com



LOBBY AREA SECTION



LOBBY AREA PLAN



LOBBY AREA SECTION

Yuh
PM (BAG) BRC
Alvex
Alon Davasya Design Associates
Architects & Urban designers
Surabaya

GENERAL NOTE

1. ALL DIMENSIONS ARE TO FACE UNLESS OTHERWISE SPECIFIED.
2. ALL DIMENSIONS ARE TO FACE UNLESS OTHERWISE SPECIFIED.
3. ALL DIMENSIONS ARE TO FACE UNLESS OTHERWISE SPECIFIED.
4. IN CASE THERE IS ANY DISCREPANCY BETWEEN ARCHITECTURAL DRAWINGS AND OTHER DOCUMENTS, THE ARCHITECTURAL DRAWINGS SHALL TAKE PRECEDENCE.
5. ALL DIMENSIONS ARE TO FACE UNLESS OTHERWISE SPECIFIED.

ALON DAVASYA DESIGN ASSOCIATES
ALON DAVASYA DESIGN ASSOCIATES
ALON DAVASYA DESIGN ASSOCIATES

LEGEND	SYMBOL	DESCRIPTION
[Symbol]	[Symbol]	[Description]
[Symbol]	[Symbol]	[Description]
[Symbol]	[Symbol]	[Description]

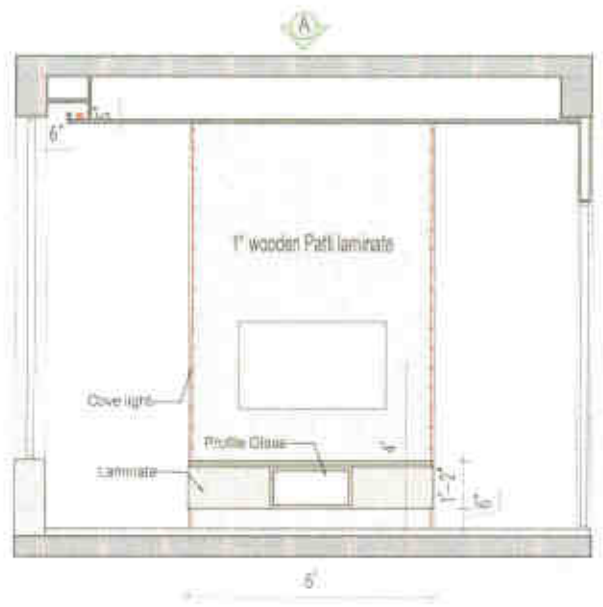


PROJECT	CPM ID WD 33
DATE	2023
SCALE	1:100
DRAWN BY	[Name]
CHECKED BY	[Name]

CPM_ID_WD_33

LOBBY_DETAIL

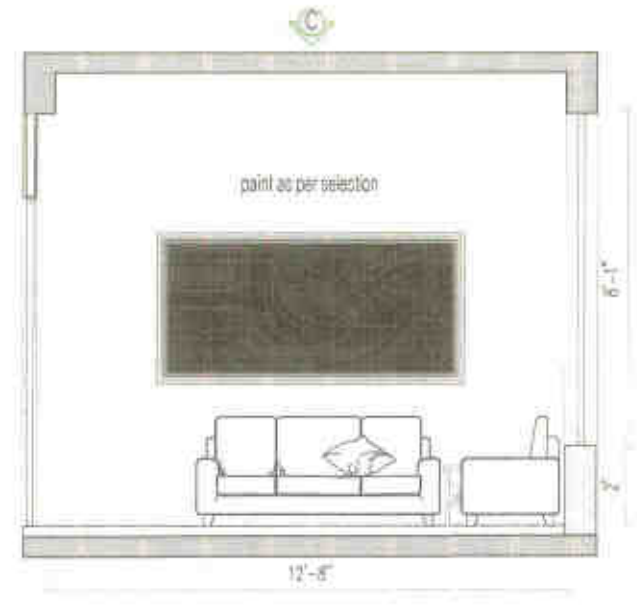
ada
Architects & Urban designers



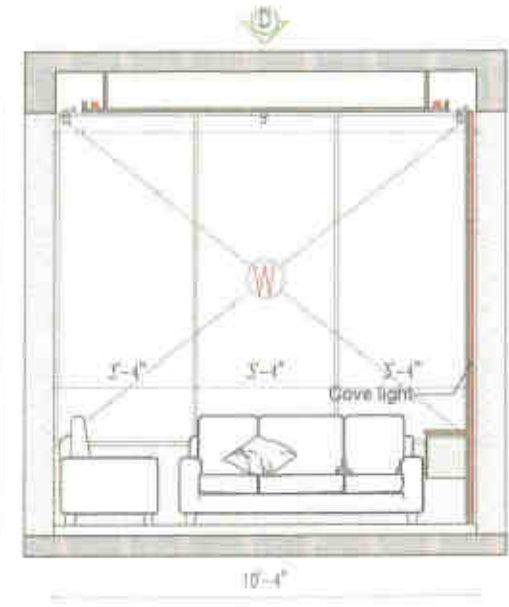
SECTION A



SECTION B



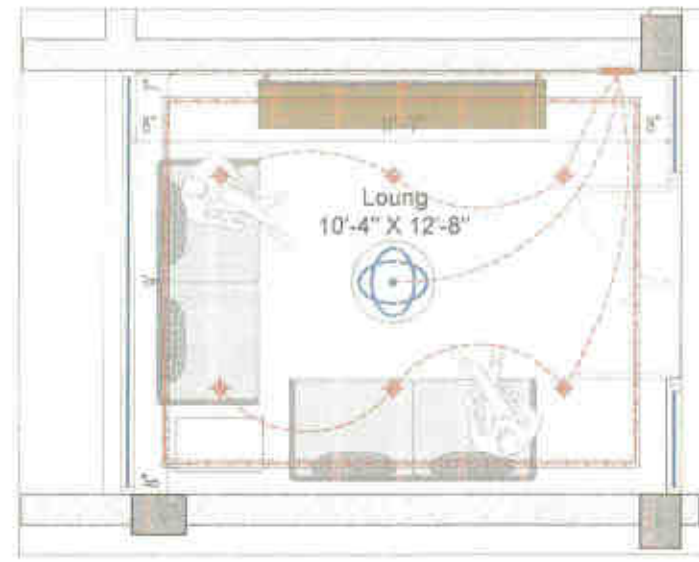
SECTION C



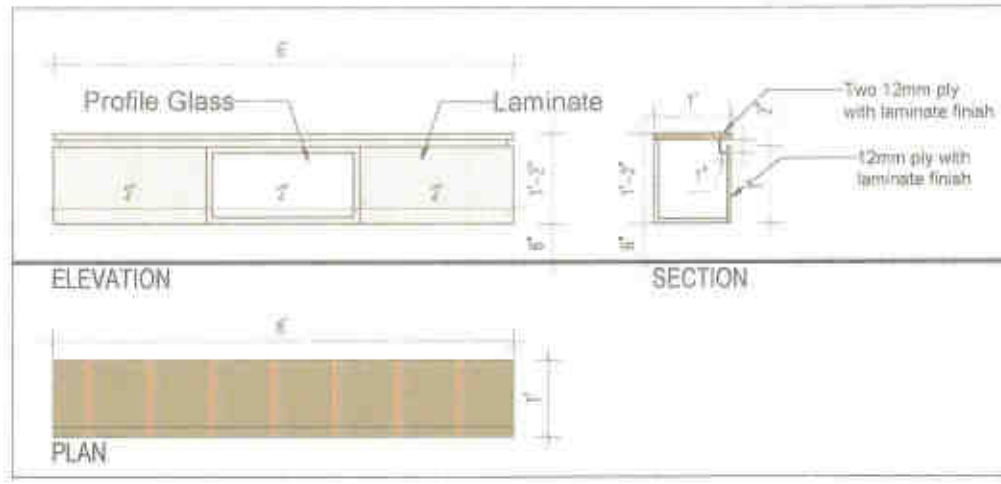
SECTION-D



LOUNGE PLAN



CEILING PLAN



TV CABINET DETAILS

Handwritten signature: Yuh PM (Brdg) BRC
Handwritten signature: Nurset
Stamp: M/S Aeon Derasya Design Associates Architects & Urban designers

GENERAL NOTES:
 1. ALL DIMENSIONS ARE TO FACE UNLESS SPECIFIED OTHERWISE.
 2. ALL FINISHES ARE TO BE AS SHOWN IN THE DRAWINGS.
 3. ALL MATERIALS TO BE USED SHALL BE APPROVED BY THE ARCHITECT.
 4. ALL WORK SHALL BE DONE IN ACCORDANCE WITH THE RELEVANT CODES AND STANDARDS.
 5. ALL WORK SHALL BE DONE IN ACCORDANCE WITH THE RELEVANT CODES AND STANDARDS.
 6. ALL WORK SHALL BE DONE IN ACCORDANCE WITH THE RELEVANT CODES AND STANDARDS.
 7. ALL WORK SHALL BE DONE IN ACCORDANCE WITH THE RELEVANT CODES AND STANDARDS.
 8. ALL WORK SHALL BE DONE IN ACCORDANCE WITH THE RELEVANT CODES AND STANDARDS.
 9. ALL WORK SHALL BE DONE IN ACCORDANCE WITH THE RELEVANT CODES AND STANDARDS.
 10. ALL WORK SHALL BE DONE IN ACCORDANCE WITH THE RELEVANT CODES AND STANDARDS.

NO.	REVISION	DATE	DESCRIPTION


COMMENTS:
 1. ALL DIMENSIONS ARE TO FACE UNLESS SPECIFIED OTHERWISE.
 2. ALL FINISHES ARE TO BE AS SHOWN IN THE DRAWINGS.
 3. ALL MATERIALS TO BE USED SHALL BE APPROVED BY THE ARCHITECT.
 4. ALL WORK SHALL BE DONE IN ACCORDANCE WITH THE RELEVANT CODES AND STANDARDS.
 5. ALL WORK SHALL BE DONE IN ACCORDANCE WITH THE RELEVANT CODES AND STANDARDS.
 6. ALL WORK SHALL BE DONE IN ACCORDANCE WITH THE RELEVANT CODES AND STANDARDS.
 7. ALL WORK SHALL BE DONE IN ACCORDANCE WITH THE RELEVANT CODES AND STANDARDS.
 8. ALL WORK SHALL BE DONE IN ACCORDANCE WITH THE RELEVANT CODES AND STANDARDS.
 9. ALL WORK SHALL BE DONE IN ACCORDANCE WITH THE RELEVANT CODES AND STANDARDS.
 10. ALL WORK SHALL BE DONE IN ACCORDANCE WITH THE RELEVANT CODES AND STANDARDS.



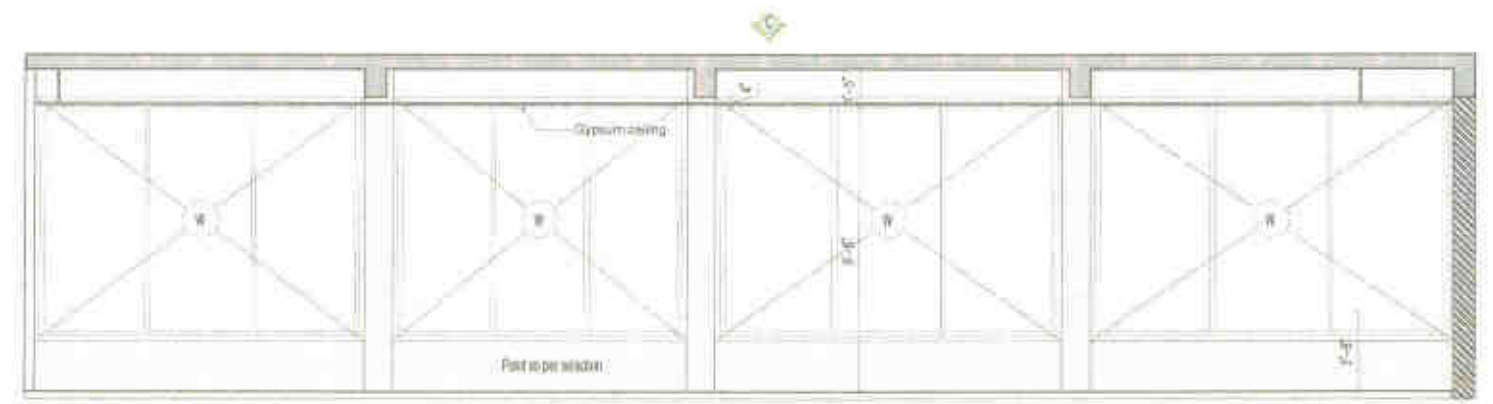
PROJECT INFO:
 PROJECT NO.:
 PROJECT NAME:
 PROJECT LOCATION:
 PROJECT DATE:
 PROJECT SCALE:
 PROJECT STATUS:

CPM_ID_WD_34
 LOUNGE_DETAIL

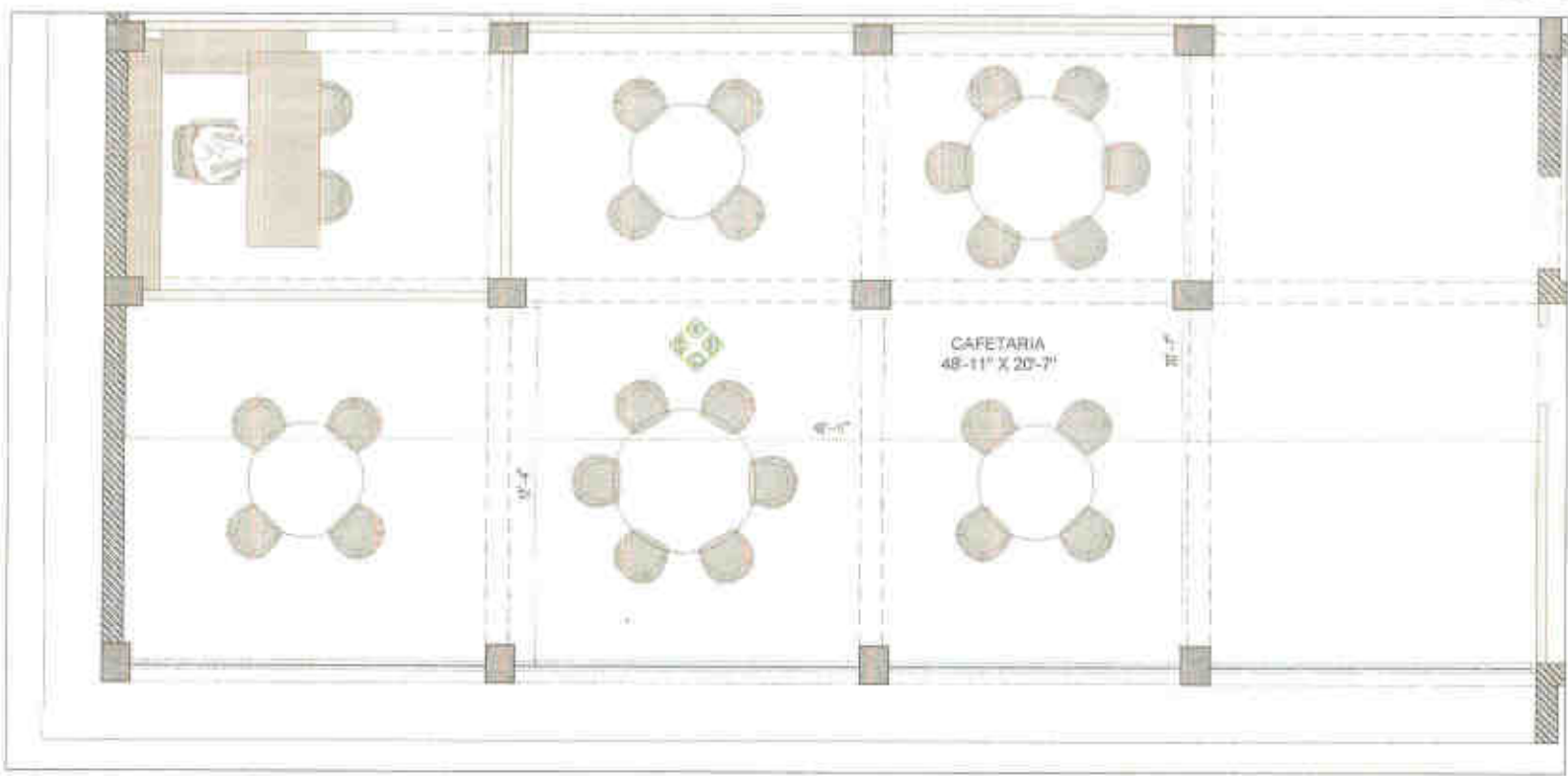
ada
 Architects & Urban designers



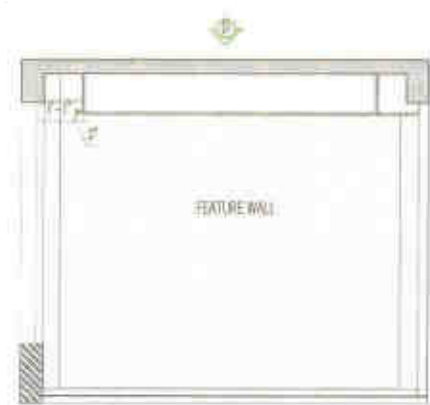
SECTION A



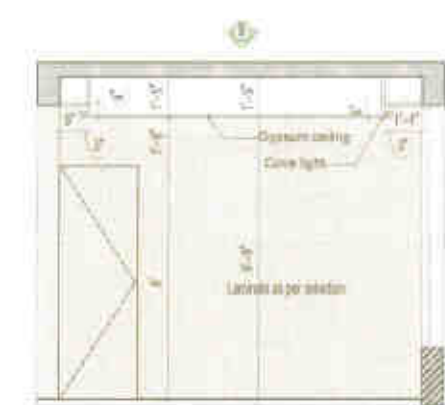
SECTION C



CAFETERIA PLAN



SECTION D

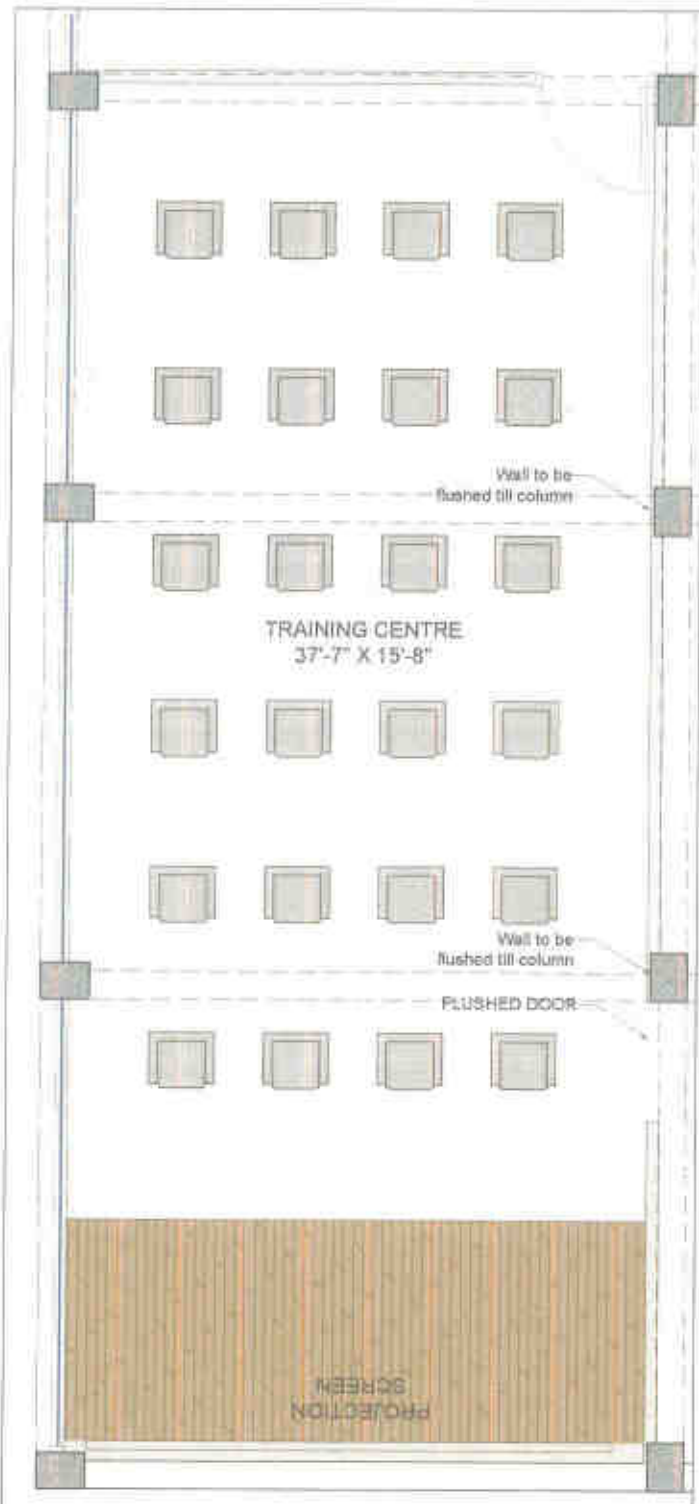


SECTION B

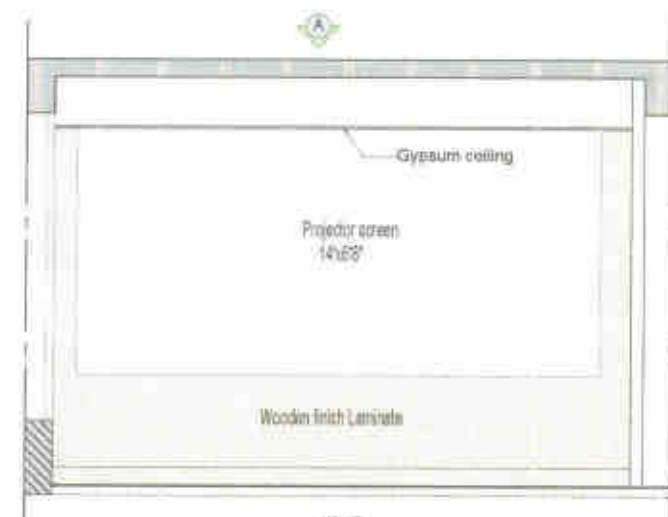
*YVM
PM (Bog) BRC*



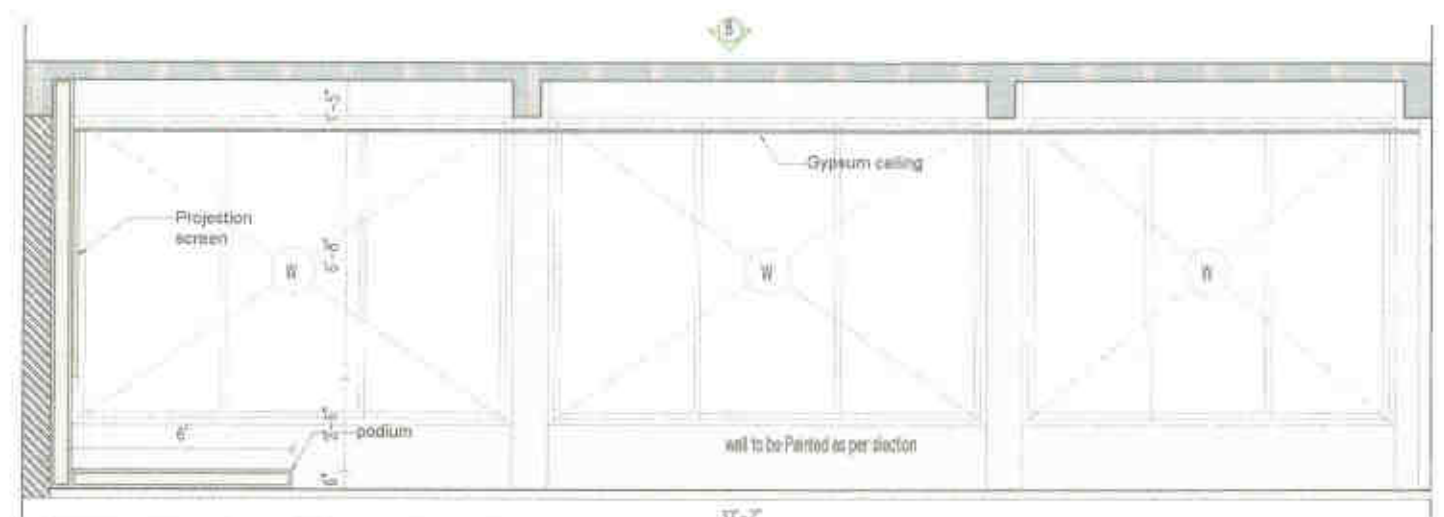
<p>GENERAL NOTES</p> <ol style="list-style-type: none"> 1. ALL DIMENSIONS ARE TO FACE UNLESS OTHERWISE NOTED. 2. ALL DIMENSIONS ARE TO FACE UNLESS OTHERWISE NOTED. 3. REFER TO ALL APPLICABLE SCHEDULES AND SPECIFICATIONS. 4. IN CASE THERE IS ANY DISCREPANCY BETWEEN ARCHITECTURAL DRAWINGS AND SPECIFICATIONS, THE ARCHITECTURAL DRAWINGS SHALL TAKE PRECEDENCE. 5. ALL MATERIALS AND FINISHES TO BE USED SHALL BE APPROVED BY THE ARCHITECT PRIOR TO CONSTRUCTION. 6. THE CONTRACTOR SHALL BE RESPONSIBLE FOR OBTAINING ALL NECESSARY PERMITS AND APPROVALS FROM THE LOCAL AUTHORITIES. 7. THE CONTRACTOR SHALL BE RESPONSIBLE FOR PROTECTING ALL EXISTING UTILITIES AND STRUCTURES. 8. THE CONTRACTOR SHALL BE RESPONSIBLE FOR MAINTAINING ACCESS TO ALL ADJACENT AREAS. 9. THE CONTRACTOR SHALL BE RESPONSIBLE FOR PROTECTING ALL ADJACENT AREAS. 10. THE CONTRACTOR SHALL BE RESPONSIBLE FOR MAINTAINING ACCESS TO ALL ADJACENT AREAS. 	<p>LEGEND</p> <table border="1"> <tr> <th>SYMBOL</th> <th>SPECIFICATION</th> <th>REMARKS</th> <th>APPROVED BY</th> </tr> <tr> <td>[Symbol]</td> <td>[Specification]</td> <td>[Remarks]</td> <td>[Approved By]</td> </tr> </table>	SYMBOL	SPECIFICATION	REMARKS	APPROVED BY	[Symbol]	[Specification]	[Remarks]	[Approved By]	<p>CONSULTANTS</p> <p>STRUCTURAL CONSULTANT:</p> <p>M/E CONSULTANT:</p> <p>MECHANICAL CONSULTANT:</p> <p>ELECTRICAL CONSULTANT:</p> <p>SOILS MANAGEMENT CONSULTANT:</p>	<p>SET PLAN</p> <p>Ground Floor</p>	<p>SET PLAN</p> <p>1st Floor</p>	<p>SET PLAN</p> <p>2nd Floor</p>	<p>REVISION</p> <table border="1"> <tr> <th>NO.</th> <th>DESCRIPTION</th> <th>DATE</th> </tr> <tr> <td> </td> <td> </td> <td> </td> </tr> </table> <p>PROJECT INFO</p> <p>PROJECT NAME: CAFETERIA DETAIL</p> <p>PROJECT NO: CPM_ID_WD_35</p> <p>CLIENT: [Client Name]</p> <p>DESIGNER: [Designer Name]</p> <p>CHECKER: [Checker Name]</p>	NO.	DESCRIPTION	DATE				<p>PROJECT INFO</p> <p>PROJECT NAME: CAFETERIA DETAIL</p> <p>PROJECT NO: CPM_ID_WD_35</p> <p>CLIENT: [Client Name]</p> <p>DESIGNER: [Designer Name]</p> <p>CHECKER: [Checker Name]</p> <p>DATE: [Date]</p> <p>SCALE: [Scale]</p> <p>PROJECT NO: CPM_ID_WD_35</p> <p>CAFETERIA DETAIL</p>
SYMBOL	SPECIFICATION	REMARKS	APPROVED BY																		
[Symbol]	[Specification]	[Remarks]	[Approved By]																		
NO.	DESCRIPTION	DATE																			



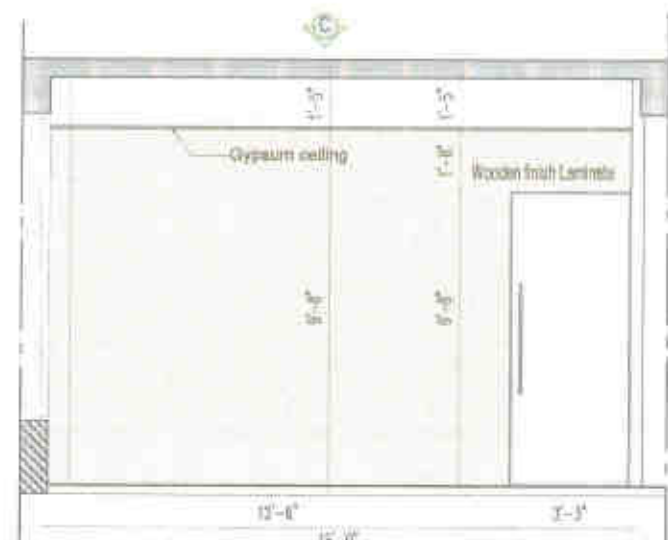
TRAINING CENTRE



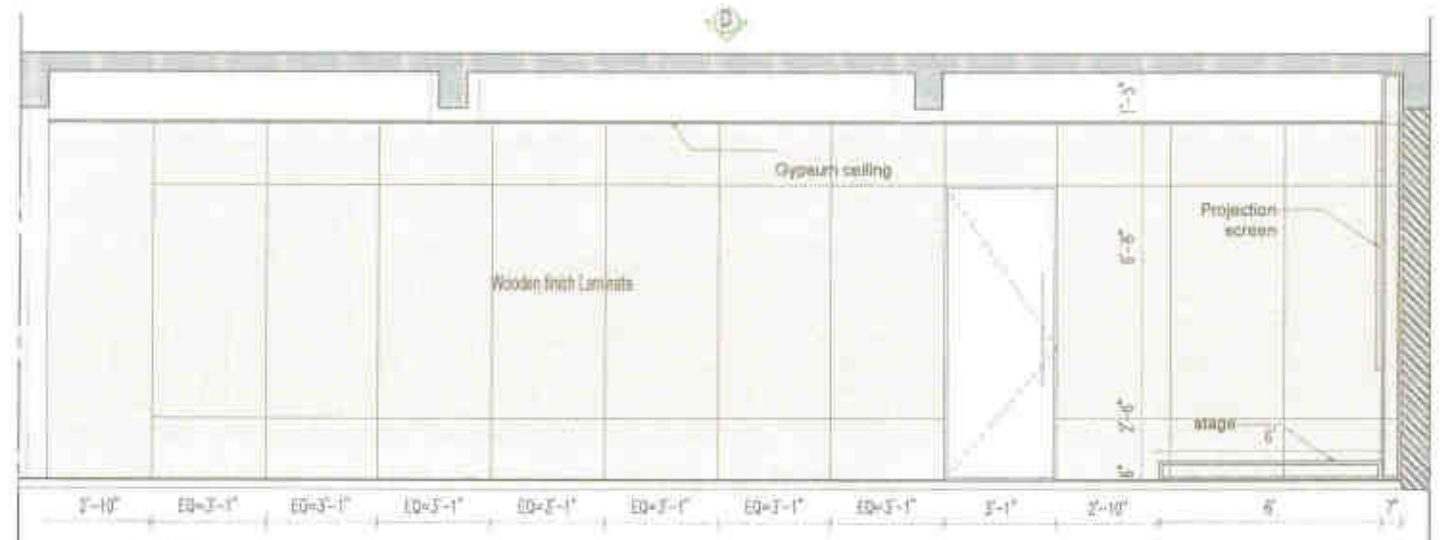
SECTION A



SECTION B



SECTION C



SECTION D

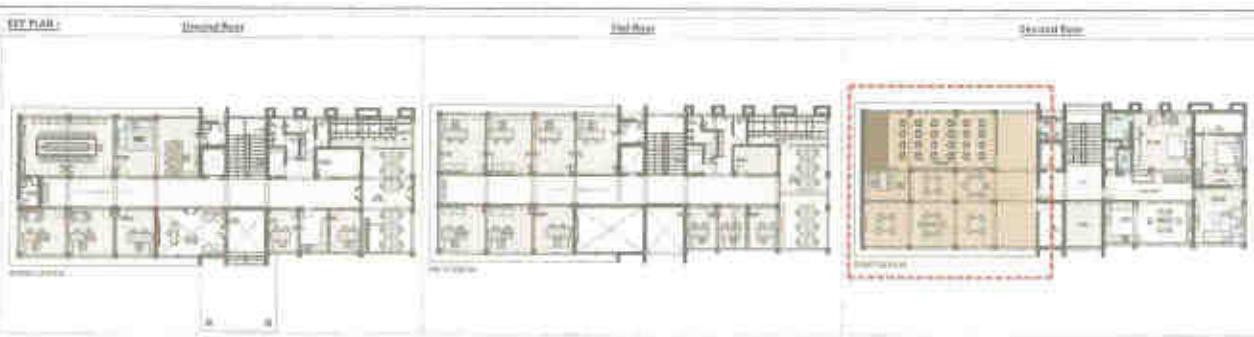
Handwritten signature: J.M. PM (B) ARS
Handwritten text: Akshay



GENERAL NOTES:
 1. ALL DIMENSIONS ARE TO BE AS SHOWN UNLESS SPECIFIED OTHERWISE.
 2. ALL DIMENSIONS ARE TO BE AS SHOWN UNLESS SPECIFIED OTHERWISE.
 3. ALL DIMENSIONS ARE TO BE AS SHOWN UNLESS SPECIFIED OTHERWISE.
 4. ALL DIMENSIONS ARE TO BE AS SHOWN UNLESS SPECIFIED OTHERWISE.
 5. ALL DIMENSIONS ARE TO BE AS SHOWN UNLESS SPECIFIED OTHERWISE.
 6. ALL DIMENSIONS ARE TO BE AS SHOWN UNLESS SPECIFIED OTHERWISE.
 7. ALL DIMENSIONS ARE TO BE AS SHOWN UNLESS SPECIFIED OTHERWISE.
 8. ALL DIMENSIONS ARE TO BE AS SHOWN UNLESS SPECIFIED OTHERWISE.
 9. ALL DIMENSIONS ARE TO BE AS SHOWN UNLESS SPECIFIED OTHERWISE.
 10. ALL DIMENSIONS ARE TO BE AS SHOWN UNLESS SPECIFIED OTHERWISE.

SYMBOL	DESCRIPTION	SYMBOL	DESCRIPTION
[Symbol]	WOODEN FINISH WALL	[Symbol]	WOODEN FINISH WALL
[Symbol]	WOODEN FINISH WALL	[Symbol]	WOODEN FINISH WALL
[Symbol]	WOODEN FINISH WALL	[Symbol]	WOODEN FINISH WALL

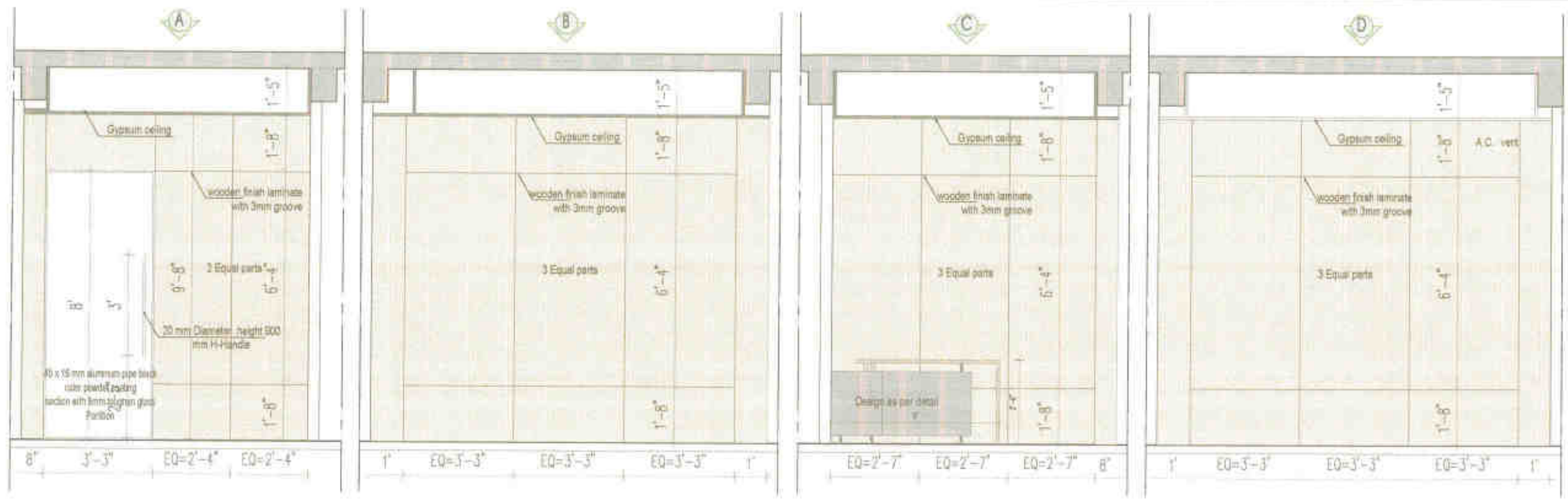
COMMENTS:
 1. ALL DIMENSIONS ARE TO BE AS SHOWN UNLESS SPECIFIED OTHERWISE.
 2. ALL DIMENSIONS ARE TO BE AS SHOWN UNLESS SPECIFIED OTHERWISE.
 3. ALL DIMENSIONS ARE TO BE AS SHOWN UNLESS SPECIFIED OTHERWISE.
 4. ALL DIMENSIONS ARE TO BE AS SHOWN UNLESS SPECIFIED OTHERWISE.
 5. ALL DIMENSIONS ARE TO BE AS SHOWN UNLESS SPECIFIED OTHERWISE.
 6. ALL DIMENSIONS ARE TO BE AS SHOWN UNLESS SPECIFIED OTHERWISE.
 7. ALL DIMENSIONS ARE TO BE AS SHOWN UNLESS SPECIFIED OTHERWISE.
 8. ALL DIMENSIONS ARE TO BE AS SHOWN UNLESS SPECIFIED OTHERWISE.
 9. ALL DIMENSIONS ARE TO BE AS SHOWN UNLESS SPECIFIED OTHERWISE.
 10. ALL DIMENSIONS ARE TO BE AS SHOWN UNLESS SPECIFIED OTHERWISE.



REVISION NO.	DATE	DESCRIPTION

CPM_ID_WD_36
 TRAINING CENTRE DETAIL



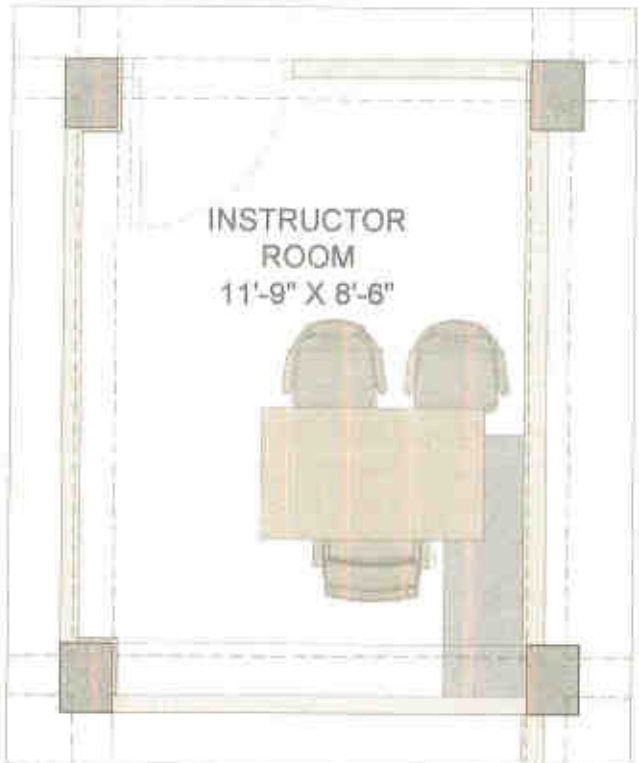


SECTION-A

SECTION-B

SECTION-C

SECTION-D



PLAN

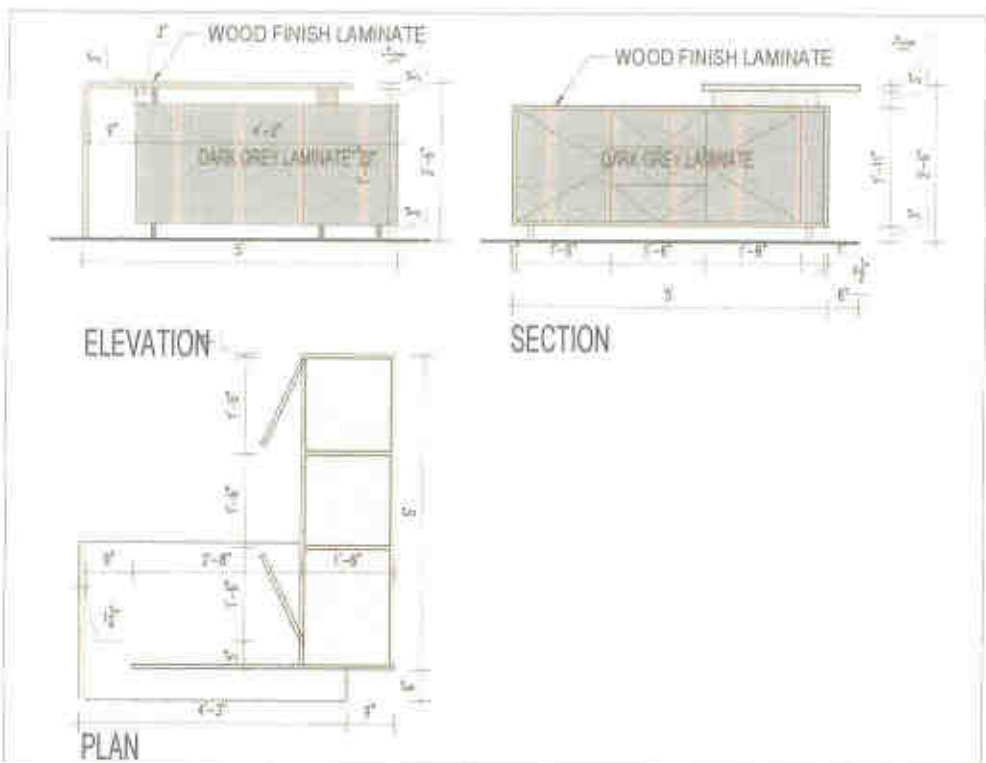



TABLE DETAIL



KEY PLAN

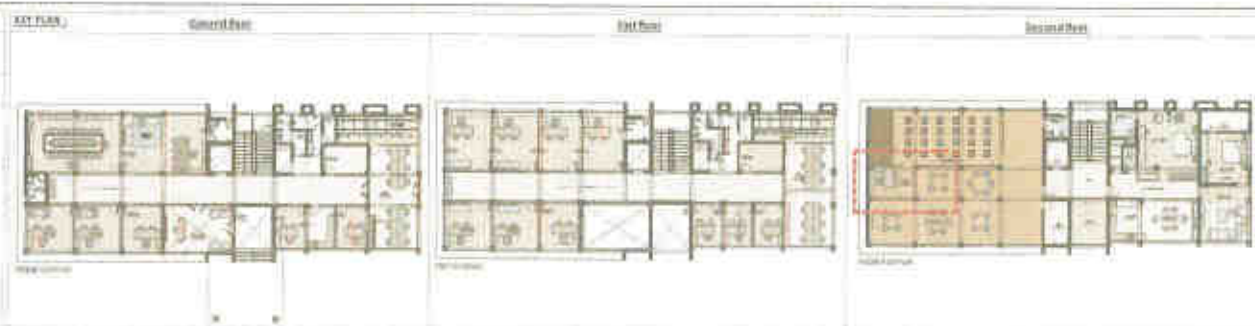
Handwritten signature: W. W. PM (B. S. J.) ARC



GENERAL NOTES:
 1. ALL DIMENSIONS ARE TO FACE UNLESS NOTED OTHERWISE.
 2. ALL DIMENSIONS ARE TO FACE UNLESS NOTED OTHERWISE.
 3. ALL DIMENSIONS ARE TO FACE UNLESS NOTED OTHERWISE.
 4. ALL DIMENSIONS ARE TO FACE UNLESS NOTED OTHERWISE.
 5. ALL DIMENSIONS ARE TO FACE UNLESS NOTED OTHERWISE.
 6. ALL DIMENSIONS ARE TO FACE UNLESS NOTED OTHERWISE.
 7. ALL DIMENSIONS ARE TO FACE UNLESS NOTED OTHERWISE.
 8. ALL DIMENSIONS ARE TO FACE UNLESS NOTED OTHERWISE.
 9. ALL DIMENSIONS ARE TO FACE UNLESS NOTED OTHERWISE.
 10. ALL DIMENSIONS ARE TO FACE UNLESS NOTED OTHERWISE.

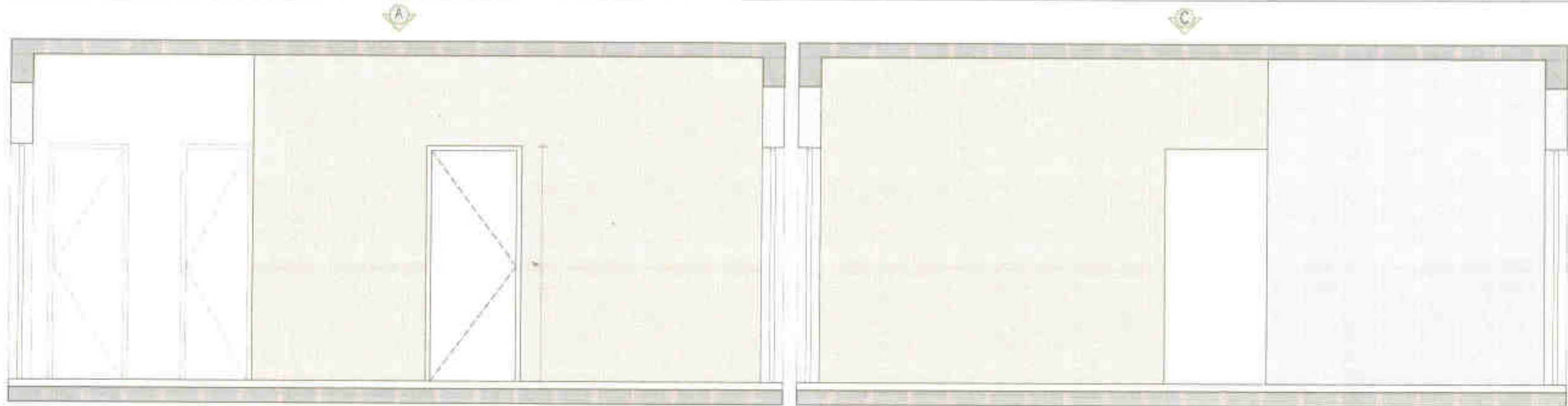
SYMBOL	DESCRIPTION	SYMBOL	DESCRIPTION
	100% Gypsum Wall		100% Gypsum Wall
	100% Gypsum Wall		100% Gypsum Wall

CONSULTANTS:
STRUCTURAL CONSULTANT:
MVT CONSULTANTS
LANDSCAPE CONSULTANT:
GREEN BUILDING CONSULTANT:
ESQUEL/MANAG/MBM CONSULTANCY

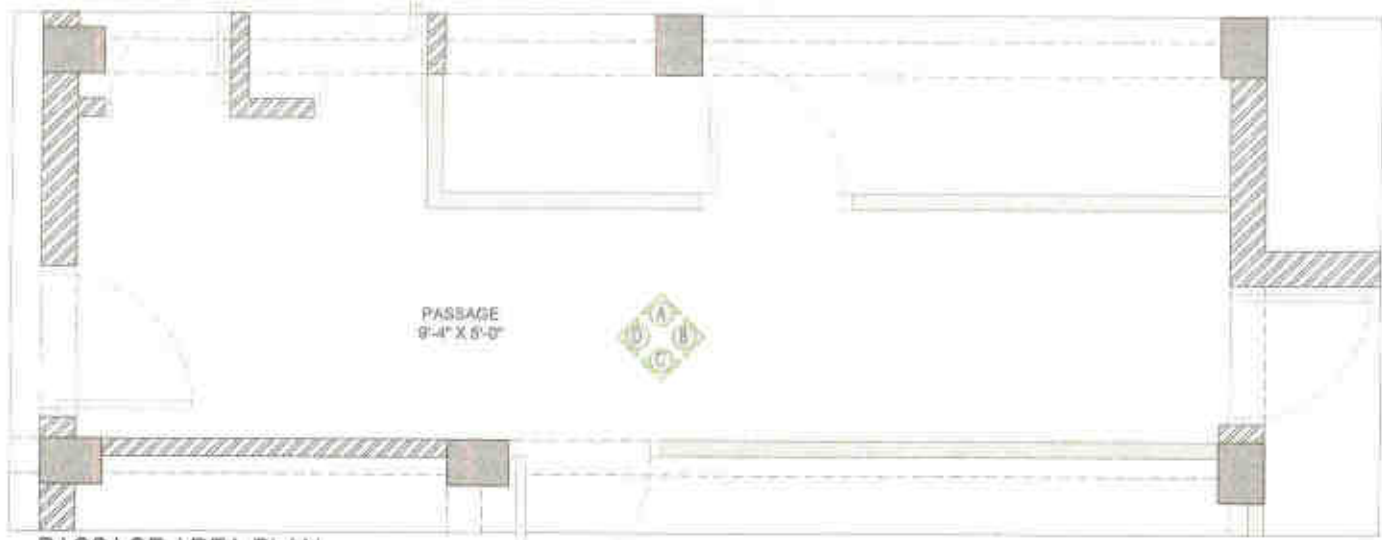


PROJECT NO:	DATE:	SCALE:	PROJECT NAME:
CLIENT:	DESIGNER:	CHECKED BY:	DATE:
DATE:	SCALE:	PROJECT NAME:	PROJECT NO:

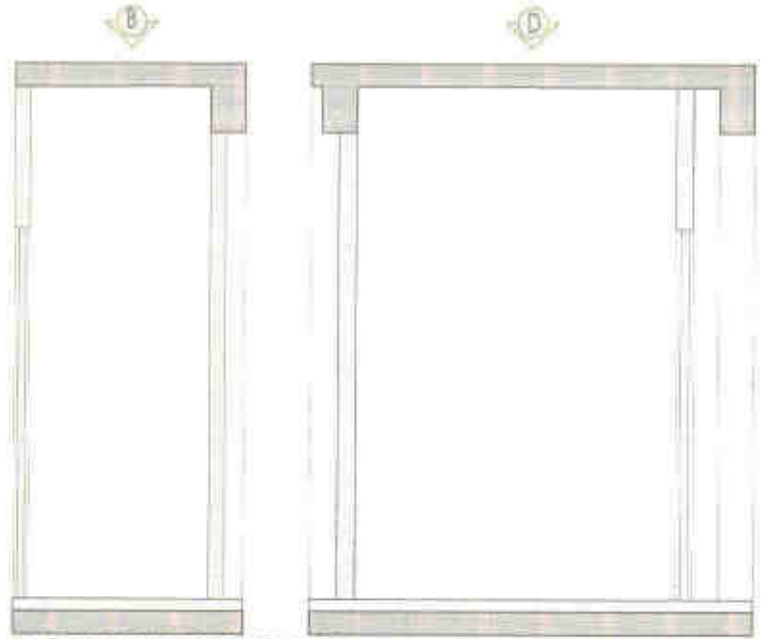
CPM_ID_WD_37
INSTRUCTOR_ROOM_DETAIL



PASSAGE AREA SECTION



PASSAGE AREA PLAN



PASSAGE AREA SECTION

J. M. (Fug) BRC

KEY PLAN

GENERAL NOTES:
 1. ALL DIMENSIONS ARE TO FACE UNLESS NOTED OTHERWISE.
 2. ALL DIMENSIONS ARE IN MM.
 3. FINISHES TO BE AS SPECIFIED.
 4. ALL WORK SHALL BE IN ACCORDANCE WITH THE LATEST BUILDING REGULATIONS AND CODES.
 5. ALL MATERIALS TO BE USED SHALL BE OF THE HIGHEST QUALITY AND SHALL BE APPROVED BY THE ARCHITECT.
 6. ALL WORK SHALL BE DONE IN ACCORDANCE WITH THE LATEST BUILDING REGULATIONS AND CODES.
 7. ALL WORK SHALL BE DONE IN ACCORDANCE WITH THE LATEST BUILDING REGULATIONS AND CODES.
 8. ALL WORK SHALL BE DONE IN ACCORDANCE WITH THE LATEST BUILDING REGULATIONS AND CODES.

SYMBOL	SPECIFICATION	FINISH	SPECIFICATION
	CONCRETE		
	BRICKWORK		
	PLASTER		
	FLOOR FINISH		
	WALL FINISH		
	CEILING FINISH		



PROJECT TITLE: CPM ID WD 38
PROJECT LOCATION: PASSAGE SECOND FLOOR DETAIL

CLIENT: [Blank]
DESIGNED BY: [Blank]
DRAWN BY: [Blank]
CHECKED BY: [Blank]

DATE: [Blank]
SCALE: [Blank]

ARCHITECT: M/s. Ason Devasya Design Architects
 1000, M. S. Road, [Blank]
 [Blank], [Blank]

REGISTERED ARCHITECT: [Signature]
REGISTERED NUMBER: [Blank]

PROJECT NO.: CPM ID WD 38

DATE: [Blank]

SCALE: [Blank]

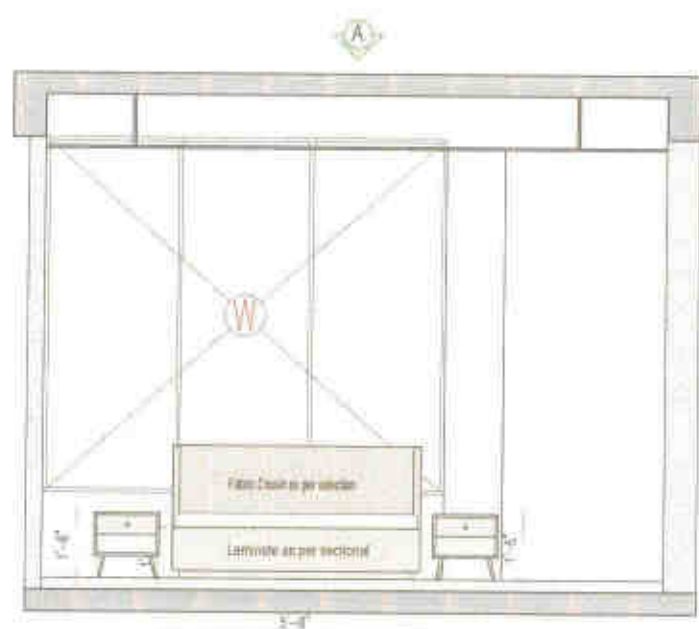
PROJECT TITLE: CPM ID WD 38
PROJECT LOCATION: PASSAGE SECOND FLOOR DETAIL

CLIENT: [Blank]
DESIGNED BY: [Blank]
DRAWN BY: [Blank]
CHECKED BY: [Blank]

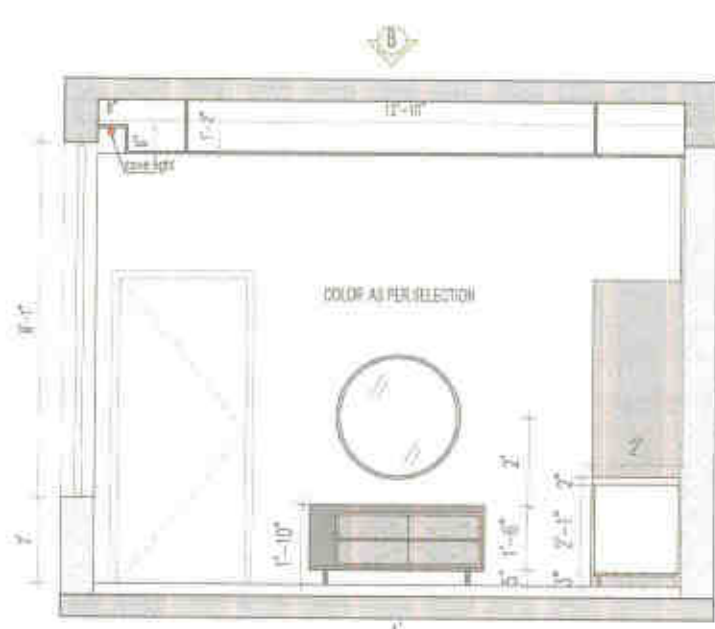
DATE: [Blank]
SCALE: [Blank]

ARCHITECT: a d a
 1000, M. S. Road, [Blank]
 [Blank], [Blank]

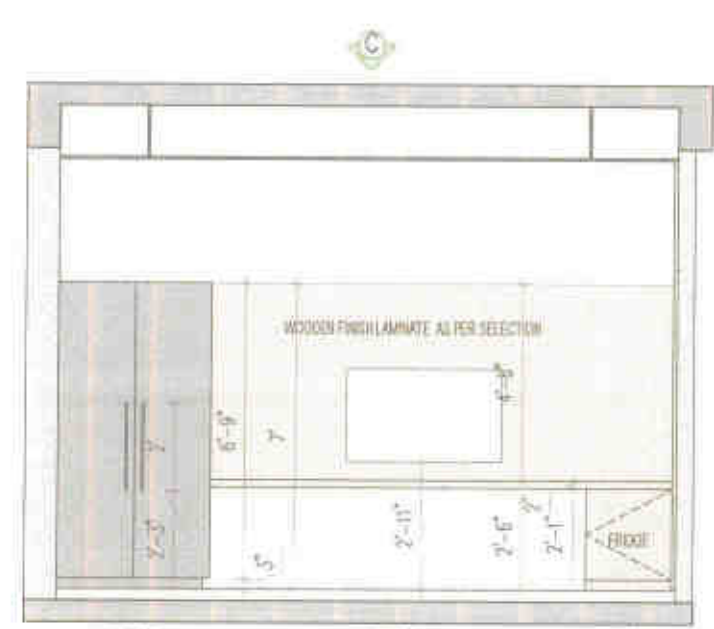
REGISTERED ARCHITECT: [Signature]
REGISTERED NUMBER: [Blank]



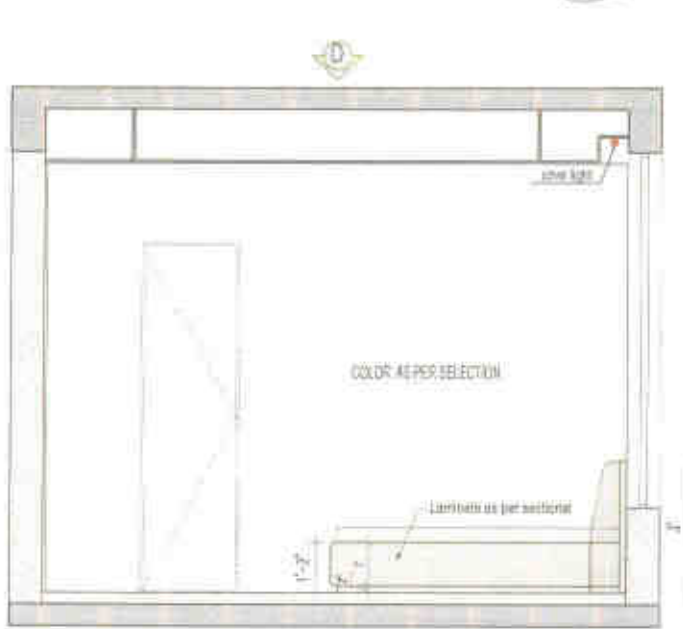
SECTION A



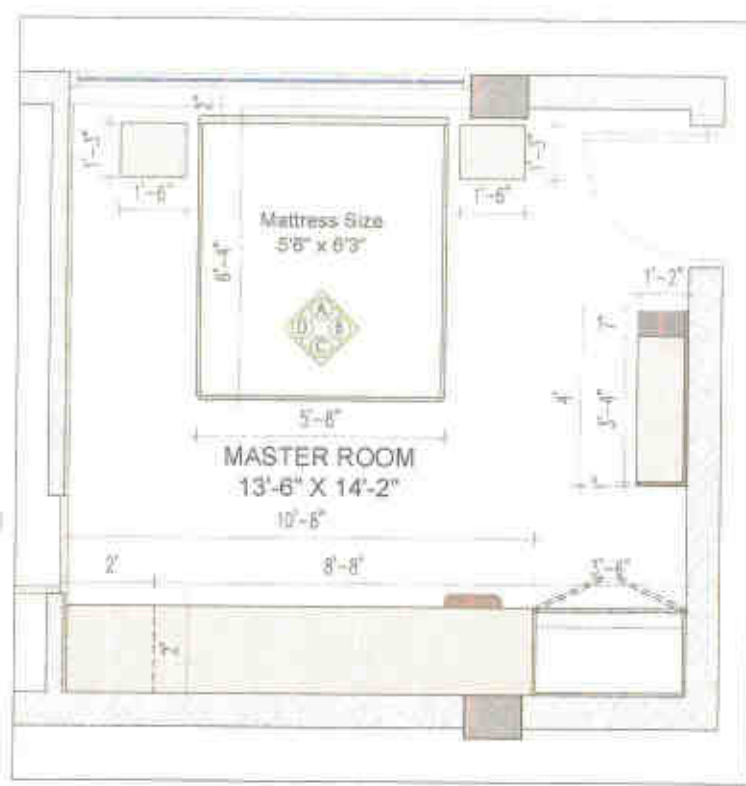
SECTION B



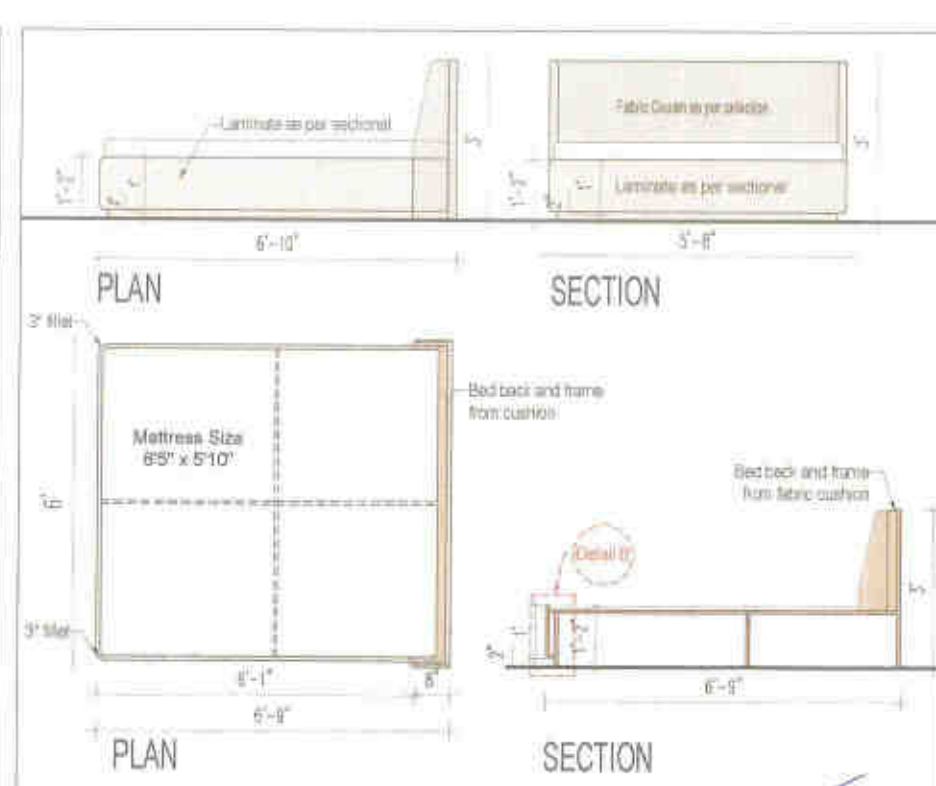
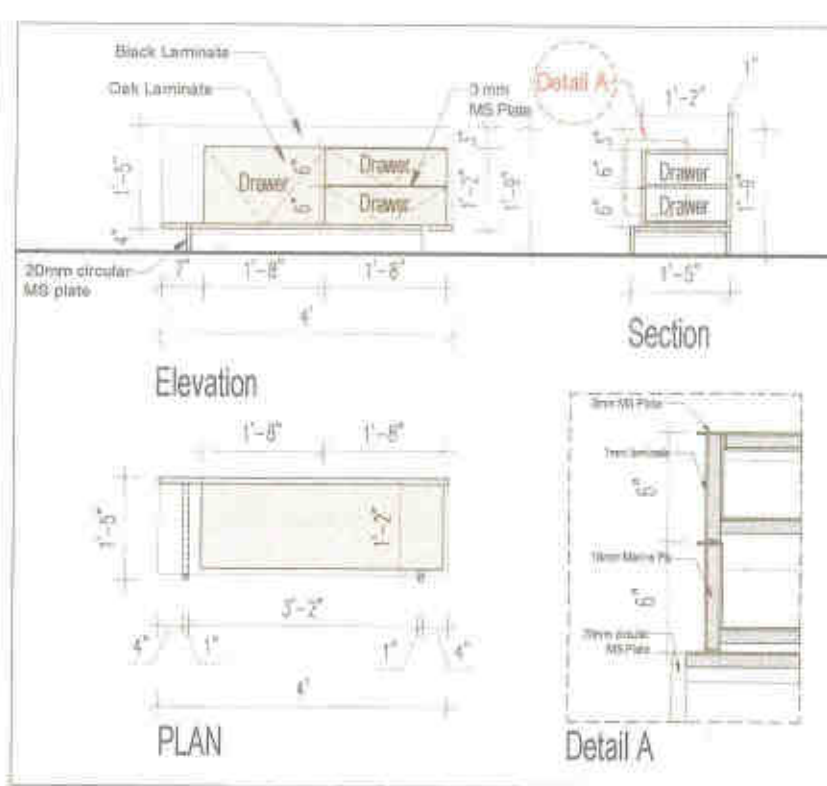
SECTION C



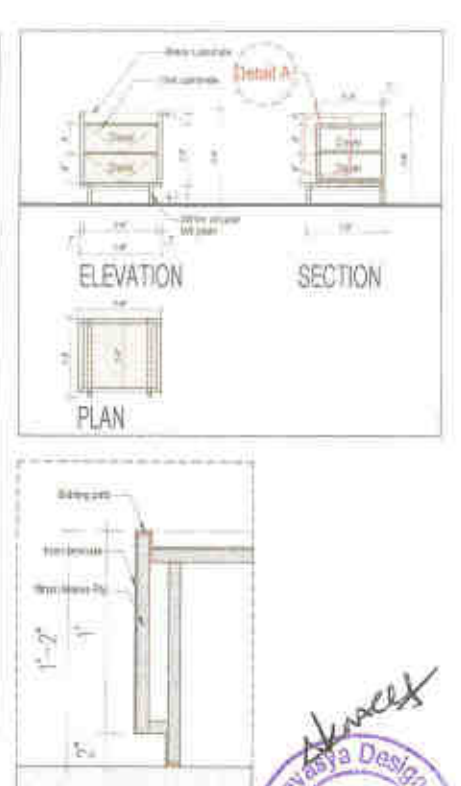
SECTION D



MASTER ROOM PLAN



BED DETAILS



Detail B

Handwritten signature: Y.M. PM (RSD) BRC



GENERAL NOTES

- All dimensions are given in millimeter unless otherwise specified.
- Refer to the drawing for the location of the window.
- Refer to the drawing for the location of the door.
- Refer to the drawing for the location of the furniture.
- Refer to the drawing for the location of the electrical outlets.
- Refer to the drawing for the location of the plumbing fixtures.
- Refer to the drawing for the location of the ceiling lights.
- Refer to the drawing for the location of the floor finish.
- Refer to the drawing for the location of the wall finish.
- Refer to the drawing for the location of the ceiling finish.
- Refer to the drawing for the location of the floor finish.
- Refer to the drawing for the location of the wall finish.
- Refer to the drawing for the location of the ceiling finish.

LEGEND

SYMBOL	DESCRIPTION
(Symbol)	20mm circular MS plate
(Symbol)	3mm MS Plate
(Symbol)	3mm circular MS plate

CONTRACTOR

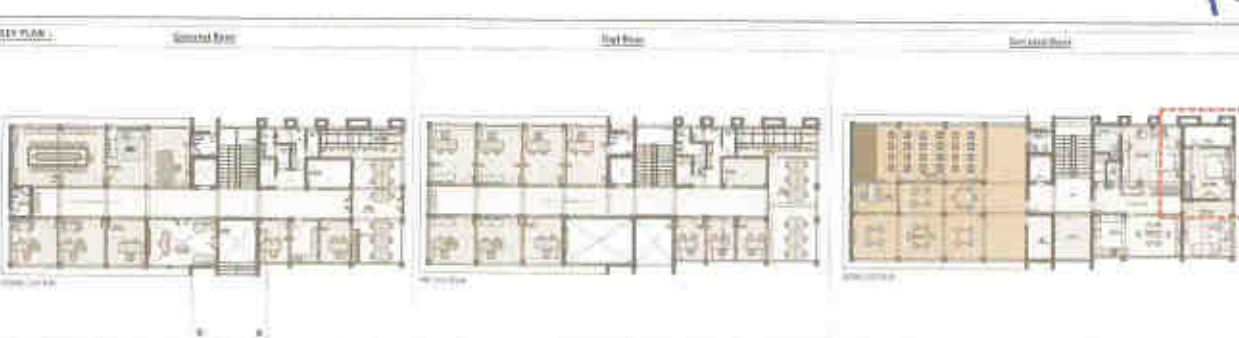
STRUCTURE CONSULTANT:

MEP CONSULTANT:

LANDSCAPE CONSULTANT:

GREEN BUILDING CONSULTANT:

PROJECT MANAGEMENT CONSULTANT:



REVISIONS

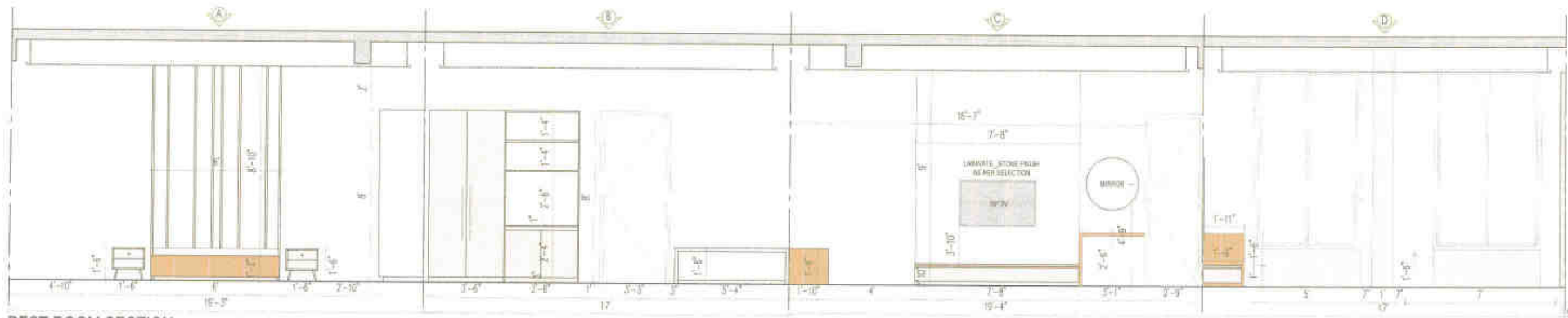
NO.	DESCRIPTION	DATE
1	ISSUED FOR PERMIT	12/12/2023
2	ISSUED FOR CONSTRUCTION	12/12/2023

CPM_ID_WD_40

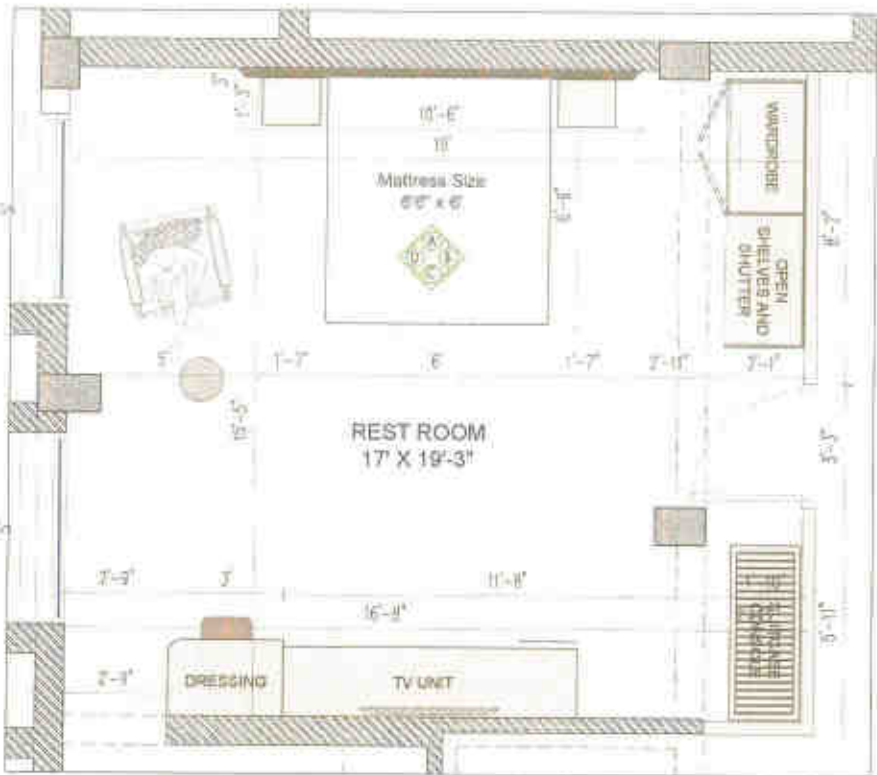
MASTER BEDROOM DETAIL

ada

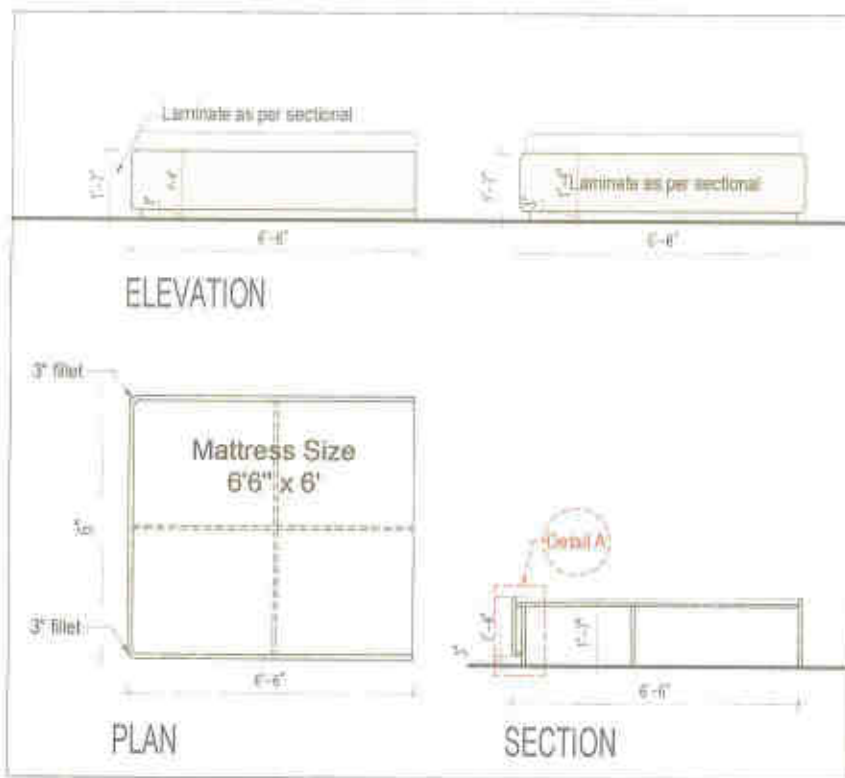
Aeon Devasya Design Associates
Architects & Urban designers
Surat



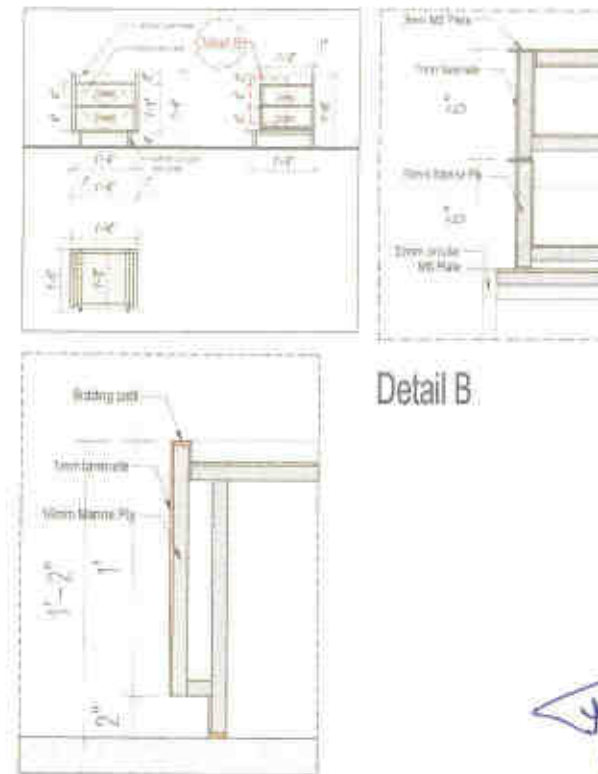
REST ROOM SECTION



REST ROOM PLAN



BED DETAILS



Detail B

Detail A

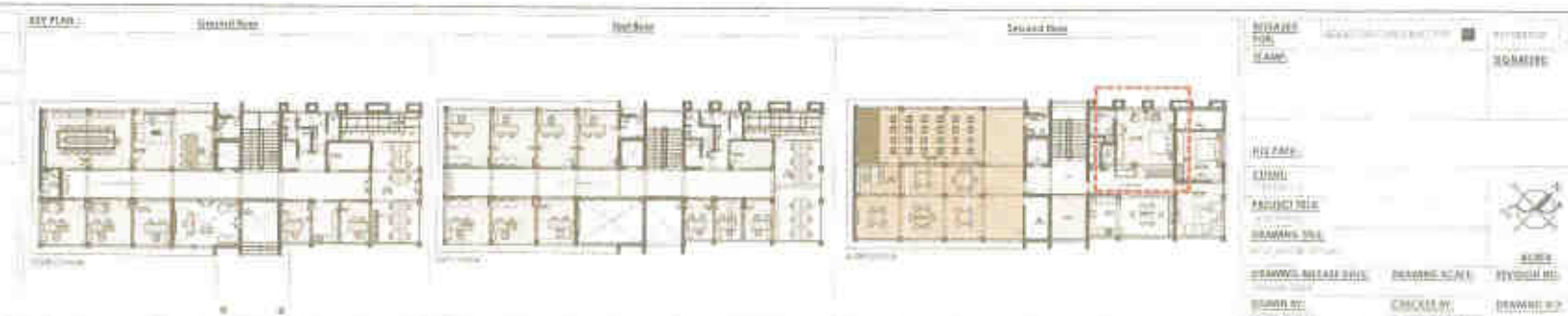
Handwritten signature: PM (Aeg) ARS



GENERAL NOTES

1. ALL DIMENSIONS ARE TO FACE UNLESS SPECIFIED OTHERWISE.
2. FINISHES TO BE AS PER ARCHITECT'S SCHEDULE.
3. ALL WORK TO BE DONE IN ACCORDANCE WITH THE SPECIFICATIONS AND STANDARDS OF THE BUREAU OF FIRE PREVENTION AND PROTECTION (BFPP).
4. ALL WORK TO BE DONE IN ACCORDANCE WITH THE SPECIFICATIONS AND STANDARDS OF THE BUREAU OF FIRE PREVENTION AND PROTECTION (BFPP).
5. ALL WORK TO BE DONE IN ACCORDANCE WITH THE SPECIFICATIONS AND STANDARDS OF THE BUREAU OF FIRE PREVENTION AND PROTECTION (BFPP).

REMARKS	REVISION	DATE	BY	APPROVED BY

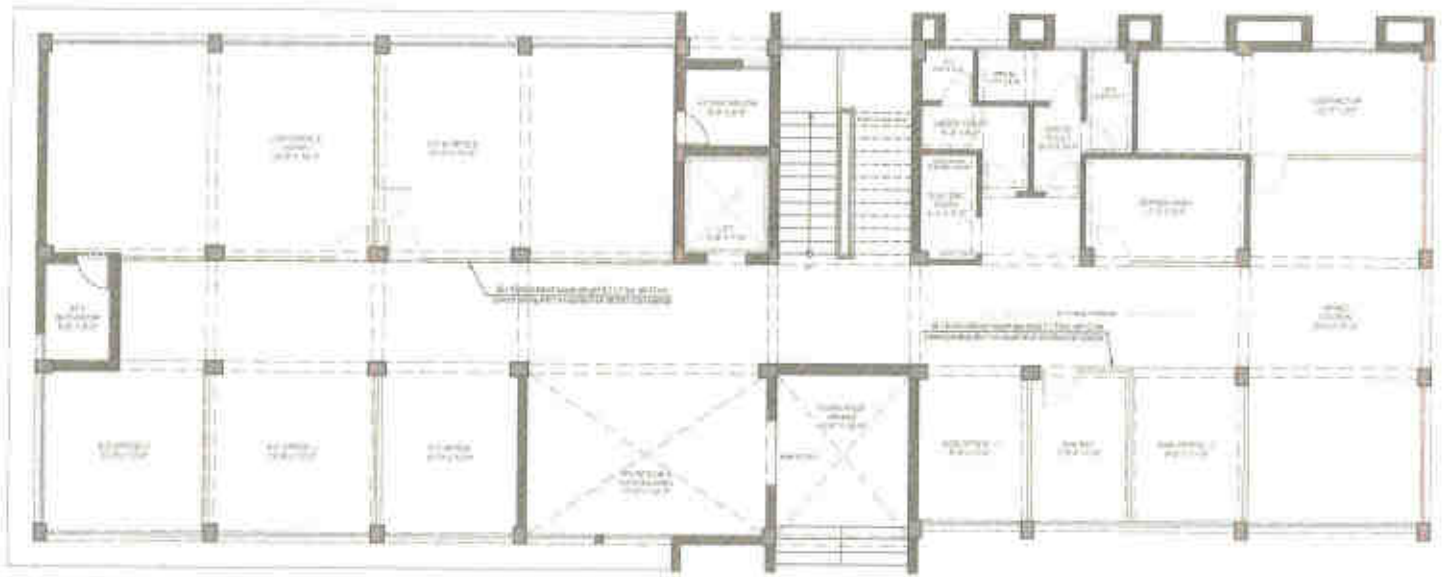


CPM ID WD 41
REST ROOM DETAIL

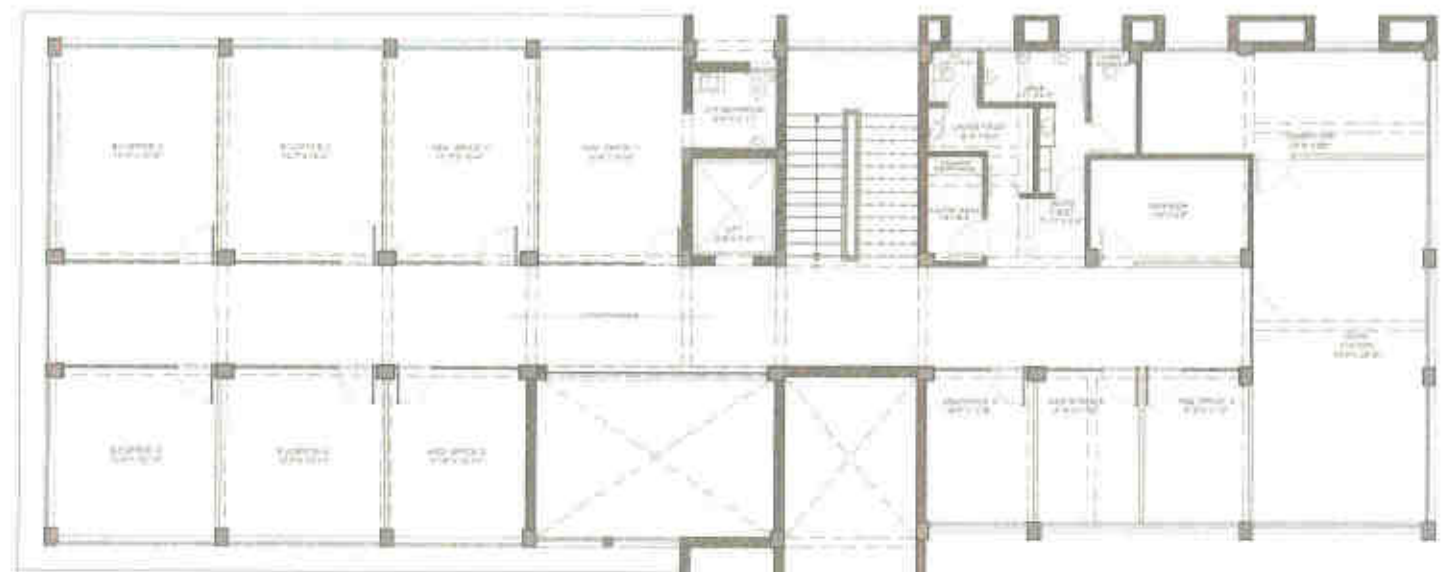
ADDA
Architects & Designers

Surat

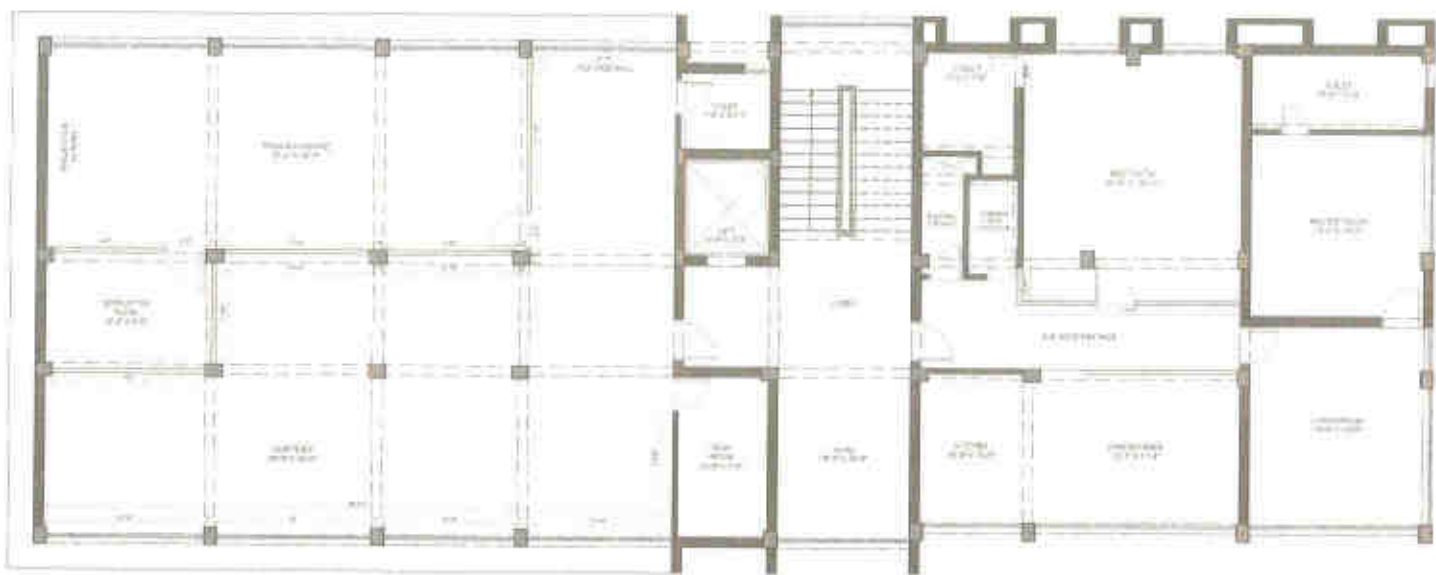
10 103



GROUND FLOOR WOODEN PARTITION PLAN




FIRST FLOOR WOODEN PARTITION PLAN



SECOND FLOOR WOODEN PARTITION PLAN



WOODEN PARTITION SECTIONAL

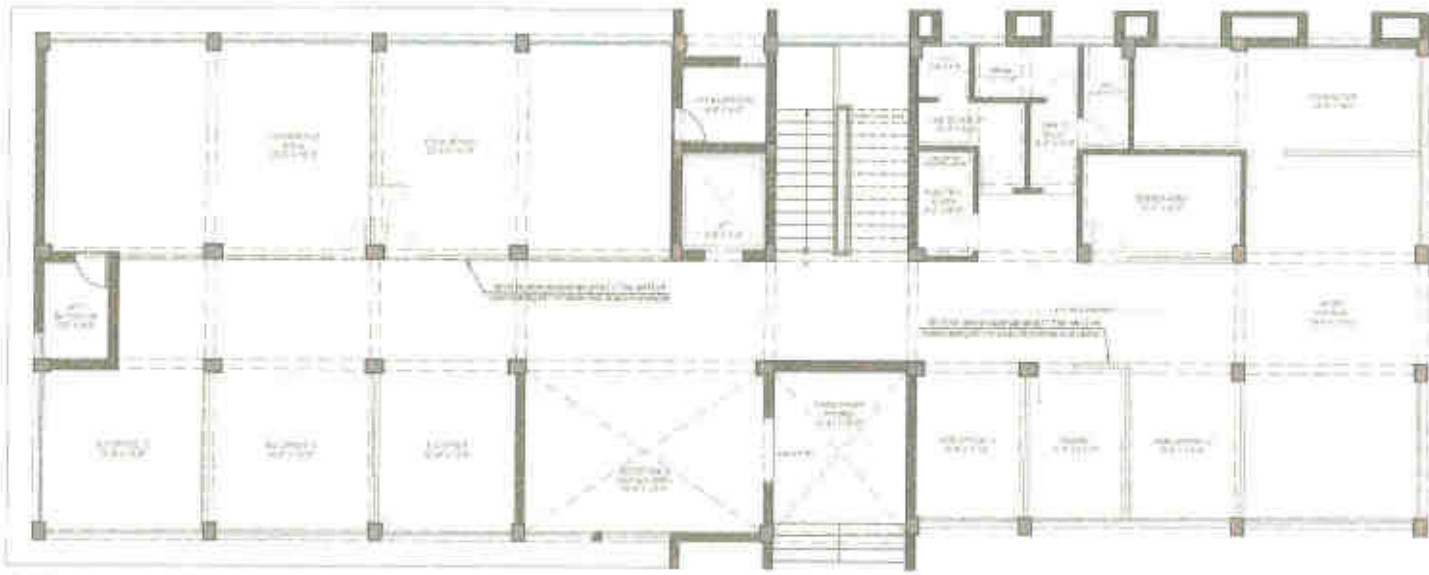


PASSAGE AREA SECTION

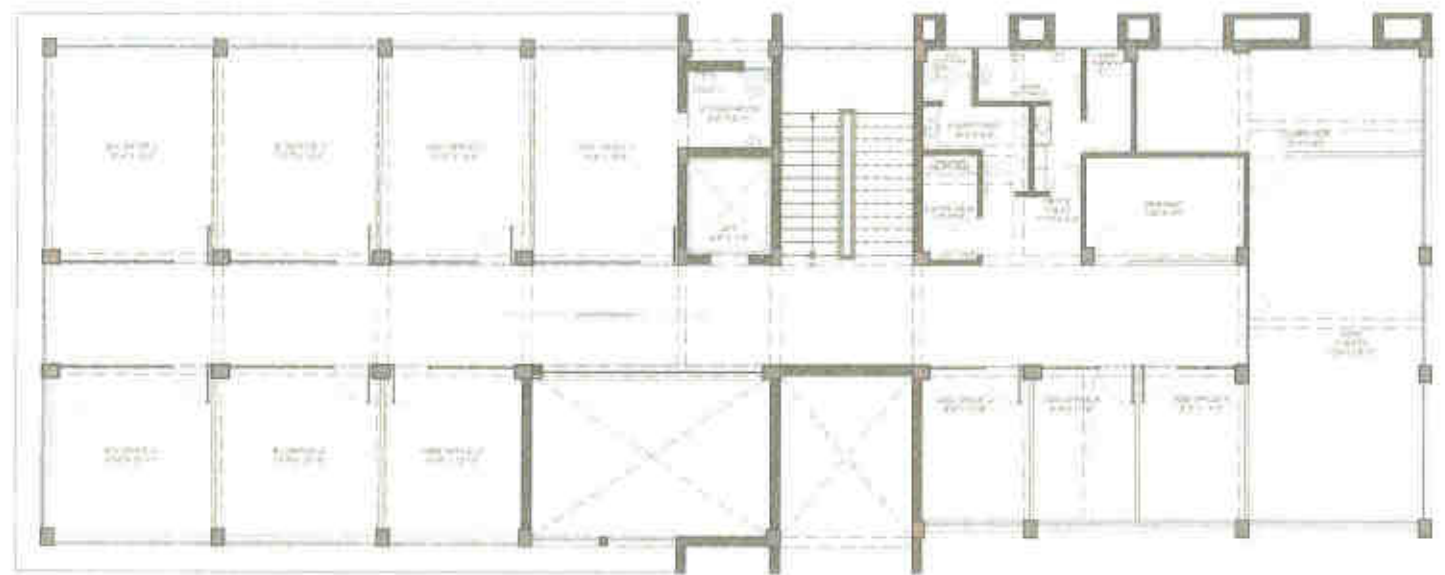
Handwritten signature: W. N. (B. P.) AR
 Stamp: A. N. Divyashya Design Architects, Bangalore, Karnataka, India. Phone: 98451 20855

GENERAL NOTES 1. ALL DIMENSIONS ARE TO FACE UNLESS SPECIFIED OTHERWISE. 2. ALL WORK IS TO BE DONE AS PER THE SPECIFICATIONS AND DRAWINGS. 3. ALL MATERIALS TO BE USED SHALL BE AS PER THE SPECIFICATIONS AND DRAWINGS. 4. ALL WORK IS TO BE DONE AS PER THE SPECIFICATIONS AND DRAWINGS. 5. ALL WORK IS TO BE DONE AS PER THE SPECIFICATIONS AND DRAWINGS.		LEGEND WOODEN PARTITION WALL GLASS PARTITION WALL STAIRCASE		CUSTOMERS/CONSULTANTS ASSISTANT CONSULTANT ARCHITECT CONSULTANT GREEN BUILDING CONSULTANT PROJECT MANAGER/CONSULTANT		FLOOR PLAN Ground Floor 1st Floor Second Floor			GENERAL INFORMATION PROJECT NAME: CLIENT: PROJECT NO.: DRAWING NO.: DRAWING SCALE: CHECKED BY: DRAWING NO.:		PROJECT ID CPM_ID_WD_42 GLASS_PARTITION_DETAIL 	
--	--	---	--	---	--	--	--	--	---	--	---	--

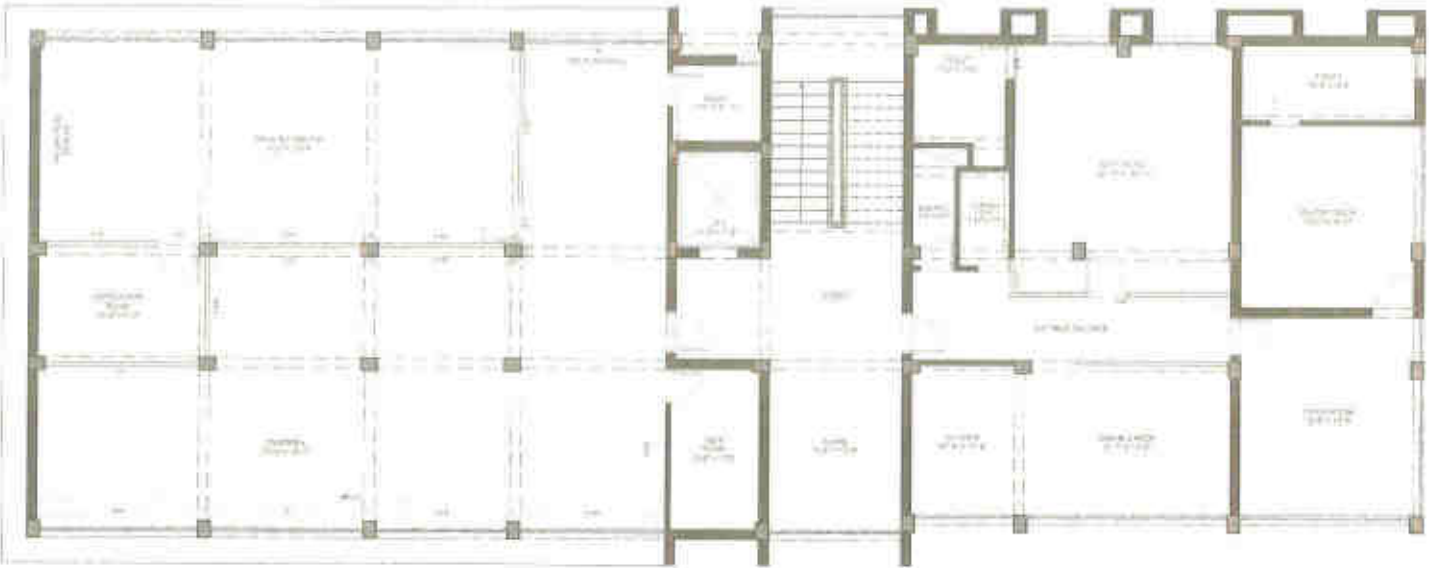
9 9



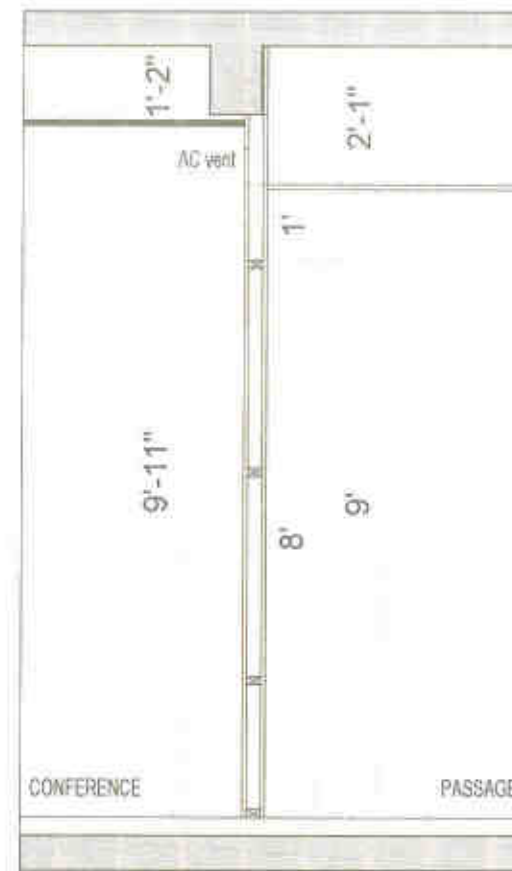
GROUND FLOOR WOODEN PARTITION PLAN




FIRST FLOOR WOODEN PARTITION PLAN



SECOND FLOOR WOODEN PARTITION PLAN



WOODEN PARTITION SECTIONAL



PASSAGE AREA SECTION

YGM
PM (BEG) ARC

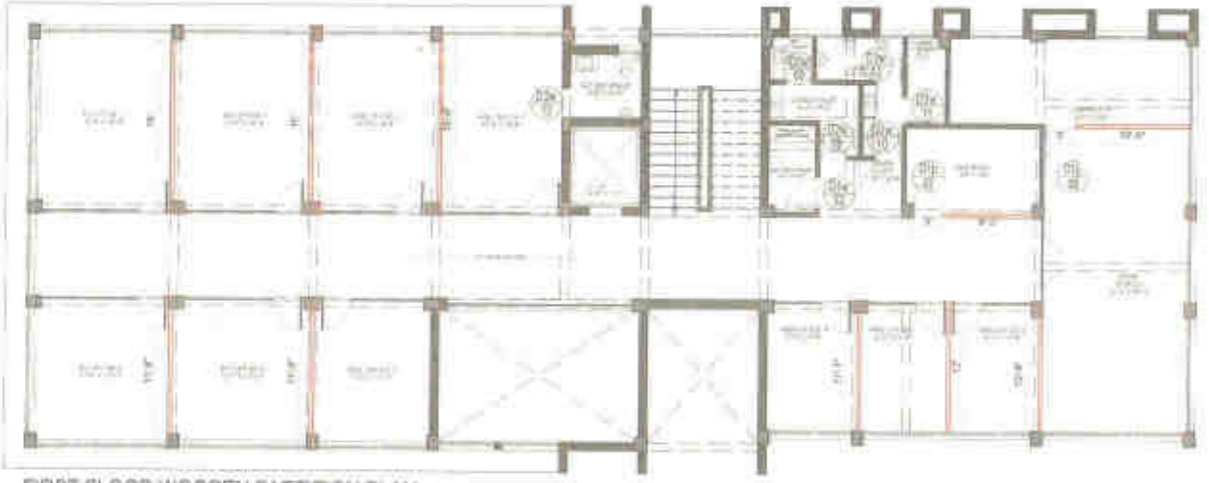


GENERAL NOTES <ul style="list-style-type: none">1. All dimensions are to be finished surface unless otherwise indicated.2. All work shall conform to the current building code.3. All materials shall be of the highest quality and shall be approved by the architect.4. All work shall be completed within the specified time frame.	LEGEND <table border="1"><tr><th>SYMBOL</th><th>DESCRIPTION</th><th>SYMBOL</th><th>DESCRIPTION</th></tr><tr><td>[Symbol]</td><td>WOODEN PARTITION WALL</td><td>[Symbol]</td><td>WOODEN PARTITION WALL</td></tr></table>	SYMBOL	DESCRIPTION	SYMBOL	DESCRIPTION	[Symbol]	WOODEN PARTITION WALL	[Symbol]	WOODEN PARTITION WALL	CONSULTANTS <ul style="list-style-type: none">MECHANICAL CONSULTANT: [Name]ELECTRICAL CONSULTANT: [Name]STRUCTURAL CONSULTANT: [Name]INTERIOR DESIGN CONSULTANT: [Name]	KEY PLAN <ul style="list-style-type: none">Overall PlanFirst FloorSecond Floor	<table border="1"><tr><td>PROJECT NO.</td><td>CPM_ID_WD_43</td></tr><tr><td>PROJECT NAME</td><td>WOODEN_PARTITION_DETAIL</td></tr><tr><td>CLIENT</td><td>[Name]</td></tr><tr><td>DESIGNER</td><td>[Name]</td></tr><tr><td>DRAWING NO.</td><td>[Number]</td></tr><tr><td>DATE</td><td>[Date]</td></tr><tr><td>SCALE</td><td>[Scale]</td></tr><tr><td>BY</td><td>[Name]</td></tr><tr><td>CHECKED BY</td><td>[Name]</td></tr><tr><td>APPROVED BY</td><td>[Name]</td></tr></table>	PROJECT NO.	CPM_ID_WD_43	PROJECT NAME	WOODEN_PARTITION_DETAIL	CLIENT	[Name]	DESIGNER	[Name]	DRAWING NO.	[Number]	DATE	[Date]	SCALE	[Scale]	BY	[Name]	CHECKED BY	[Name]	APPROVED BY	[Name]
SYMBOL	DESCRIPTION	SYMBOL	DESCRIPTION																													
[Symbol]	WOODEN PARTITION WALL	[Symbol]	WOODEN PARTITION WALL																													
PROJECT NO.	CPM_ID_WD_43																															
PROJECT NAME	WOODEN_PARTITION_DETAIL																															
CLIENT	[Name]																															
DESIGNER	[Name]																															
DRAWING NO.	[Number]																															
DATE	[Date]																															
SCALE	[Scale]																															
BY	[Name]																															
CHECKED BY	[Name]																															
APPROVED BY	[Name]																															

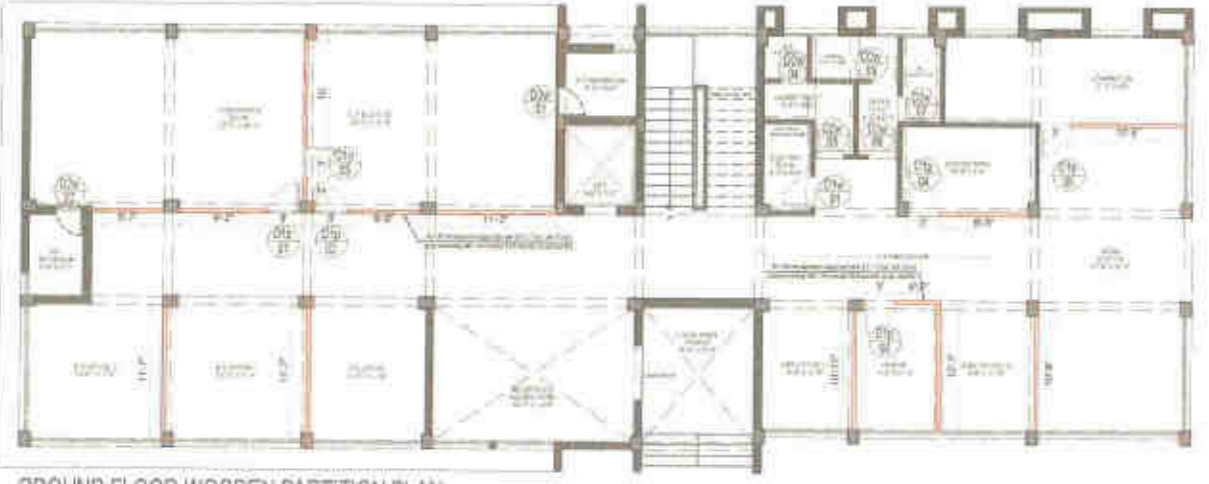




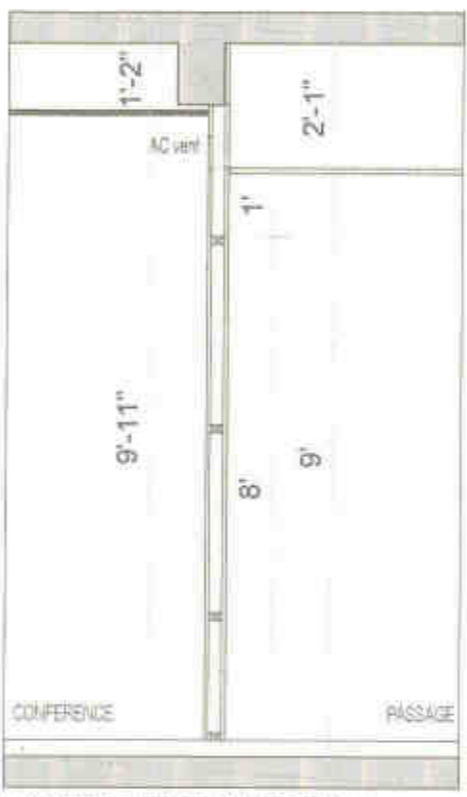
SECOND FLOOR WOODEN PARTITION PLAN



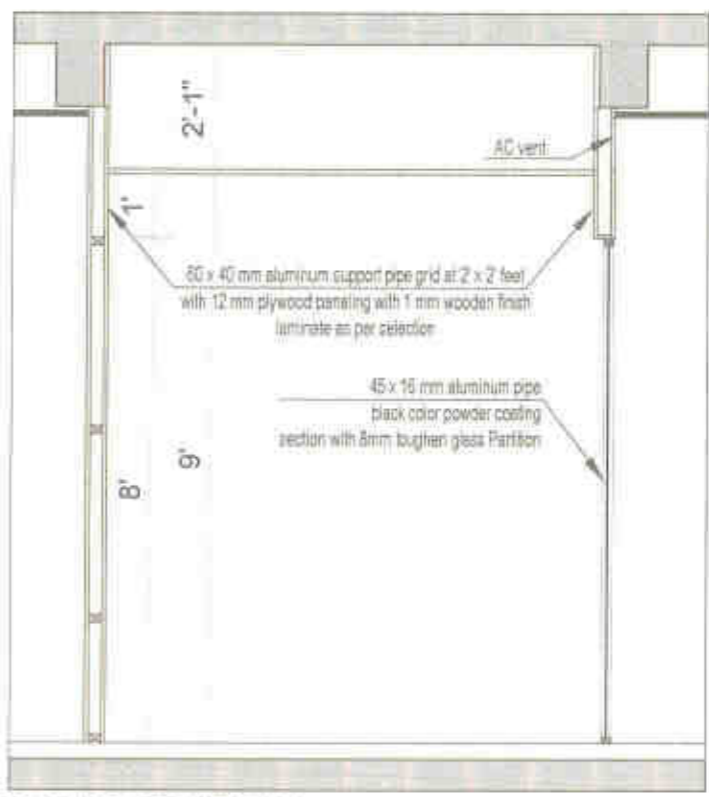
FIRST FLOOR WOODEN PARTITION PLAN



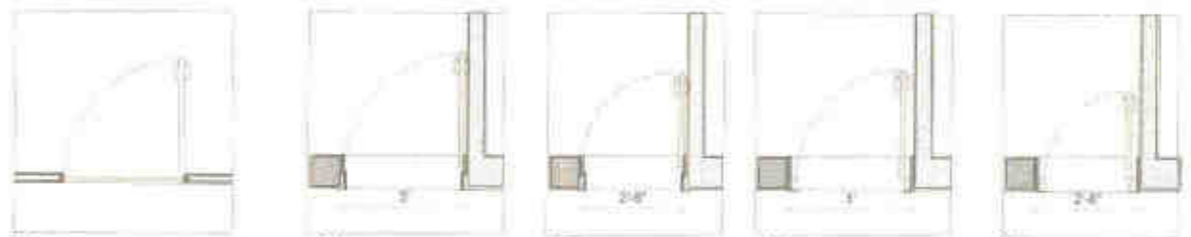
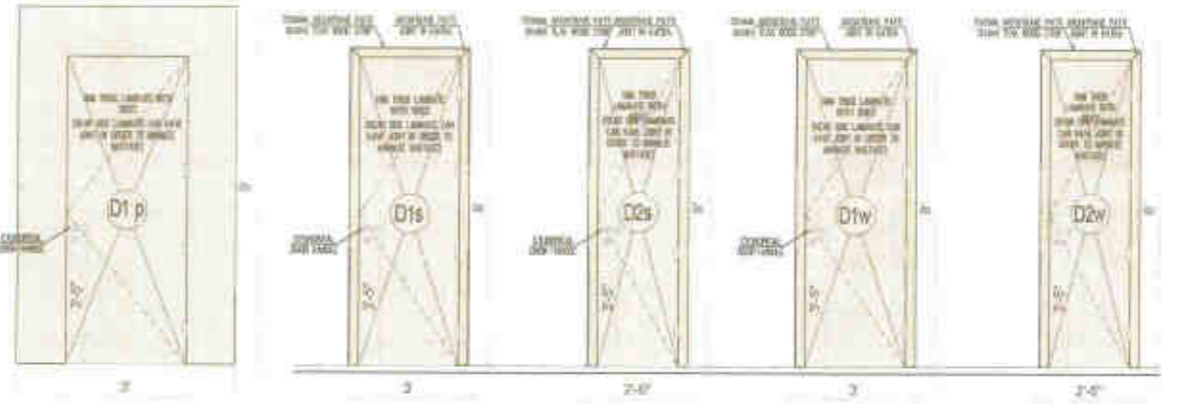
GROUND FLOOR WOODEN PARTITION PLAN



WOODEN PARTITION SECTIONAL

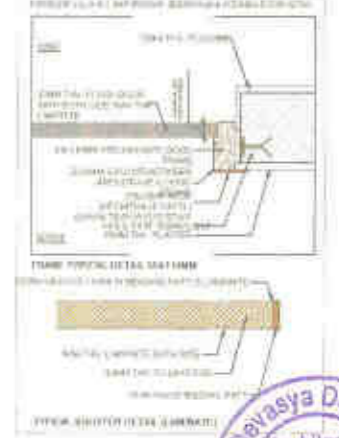


PASSAGE AREA SECTION



D1p flush door in line to partition
 D1s flush door with stone frame
 D2s flush door with stone frame
 D1w flush door with wooden frame
 D2w flush door with wooden frame

Handwritten signature: J. M. PM (BEG) BRS



GENERAL NOTES

- ALL DIMENSIONS ARE IN MILLIMETERS UNLESS OTHERWISE SPECIFIED.
- ALL DIMENSIONS ARE TO FACE UNLESS OTHERWISE SPECIFIED.
- ALL DIMENSIONS ARE TO FACE UNLESS OTHERWISE SPECIFIED.
- ALL DIMENSIONS ARE TO FACE UNLESS OTHERWISE SPECIFIED.
- ALL DIMENSIONS ARE TO FACE UNLESS OTHERWISE SPECIFIED.
- ALL DIMENSIONS ARE TO FACE UNLESS OTHERWISE SPECIFIED.
- ALL DIMENSIONS ARE TO FACE UNLESS OTHERWISE SPECIFIED.
- ALL DIMENSIONS ARE TO FACE UNLESS OTHERWISE SPECIFIED.
- ALL DIMENSIONS ARE TO FACE UNLESS OTHERWISE SPECIFIED.
- ALL DIMENSIONS ARE TO FACE UNLESS OTHERWISE SPECIFIED.

SYMBOL	DESCRIPTION	SYMBOL	DESCRIPTION
[Symbol]	WOODEN PARTITION WALL	[Symbol]	WOODEN PARTITION WALL
[Symbol]	WOODEN PARTITION WALL	[Symbol]	WOODEN PARTITION WALL
[Symbol]	WOODEN PARTITION WALL	[Symbol]	WOODEN PARTITION WALL

CONSULTANTS

STRUCTURAL CONSULTANT:

MECH CONSULTANT:

ELECTRICAL CONSULTANT:

WATER SUPPLY CONSULTANT:

PROJECT MANAGEMENT CONSULTANT:



REVISIONS

NO.	DESCRIPTION	DATE
1	ISSUED FOR CONSTRUCTION	12/12/2023

PROJECT INFO

PROJECT NAME: [Blank]

PROJECT NO: [Blank]

DRAWING NO: [Blank]

DESIGNED BY: [Blank]

CHECKED BY: [Blank]

SHEET NO.

CPM_ID_WD_44

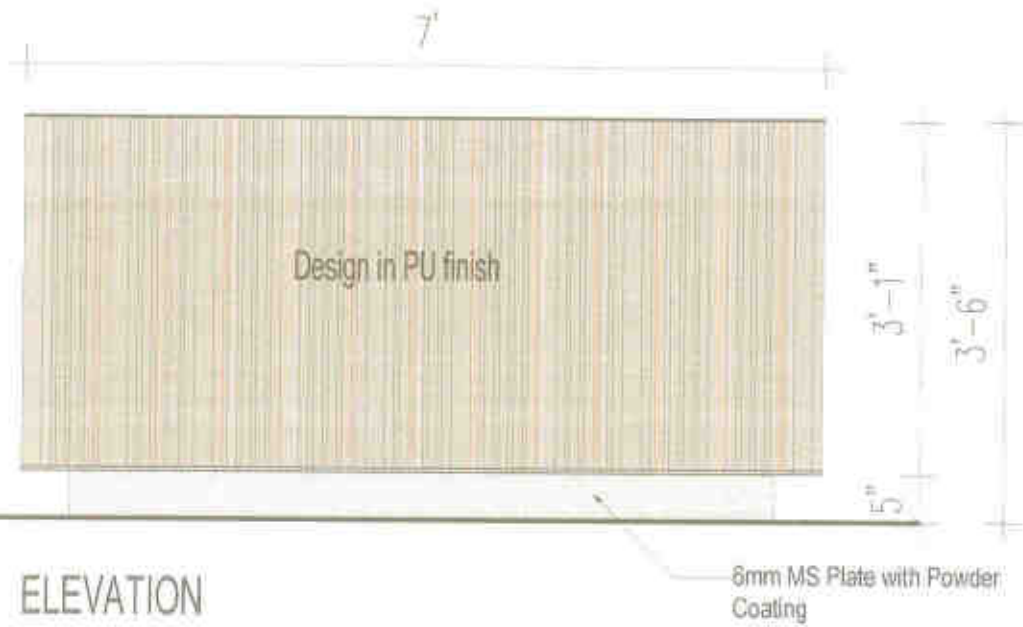
DOOR_DETAIL

ada

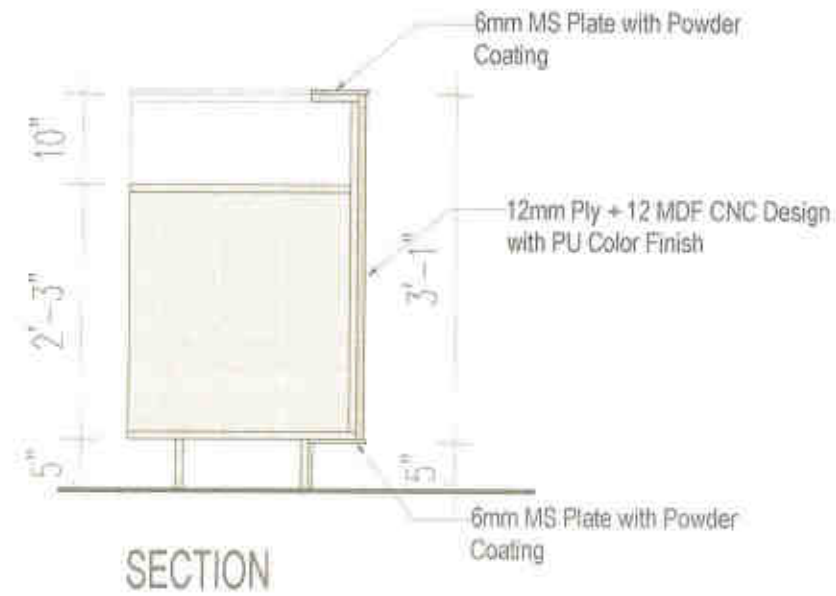
Neon Divasya Design Associates
 Architects & Interior Designers
 No. 10, Sura

6 E

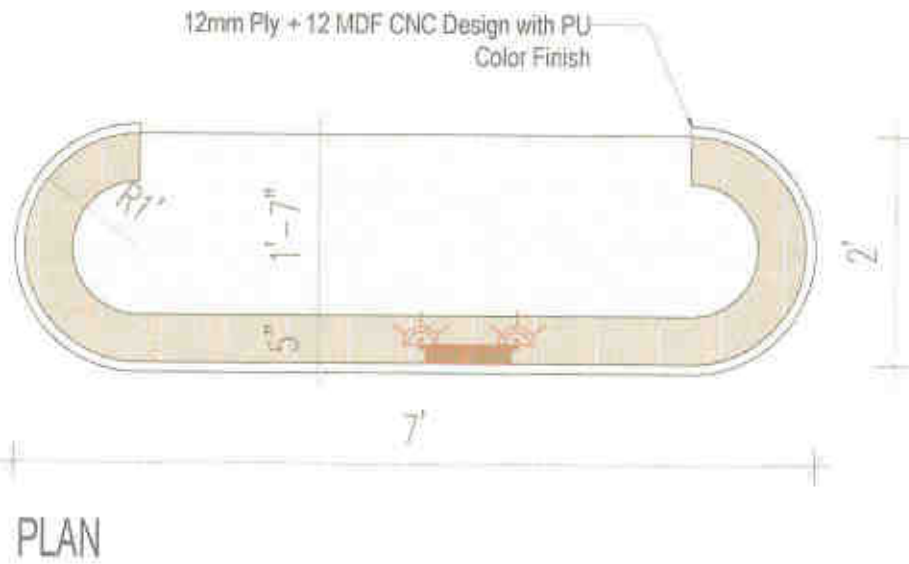
(NS/40) RECEPTION TABLE



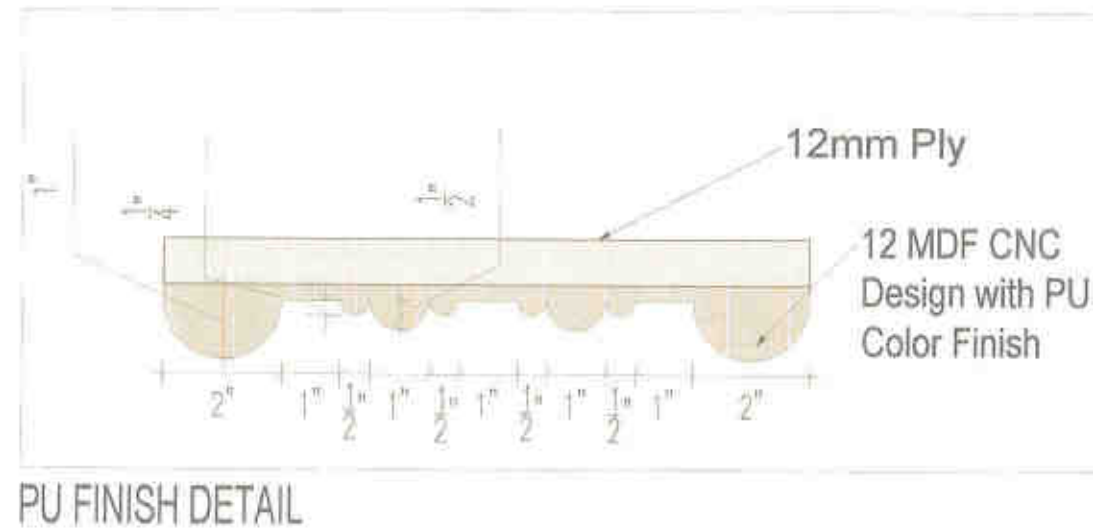
ELEVATION



SECTION



PLAN



PU FINISH DETAIL

Yuni PM (B&B) BRS

Neon Dawasya Design Associates
Architects
Urban Designers
Surabaya - Surabaya

GENERAL NOTES

1. ALL DIMENSIONS ARE IN METERS UNLESS OTHERWISE SPECIFIED.
2. ALL DIMENSIONS ARE TO FACE UNLESS OTHERWISE SPECIFIED.
3. ALL DIMENSIONS ARE TO FACE UNLESS OTHERWISE SPECIFIED.
4. ALL DIMENSIONS ARE TO FACE UNLESS OTHERWISE SPECIFIED.
5. ALL DIMENSIONS ARE TO FACE UNLESS OTHERWISE SPECIFIED.
6. ALL DIMENSIONS ARE TO FACE UNLESS OTHERWISE SPECIFIED.
7. ALL DIMENSIONS ARE TO FACE UNLESS OTHERWISE SPECIFIED.
8. ALL DIMENSIONS ARE TO FACE UNLESS OTHERWISE SPECIFIED.
9. ALL DIMENSIONS ARE TO FACE UNLESS OTHERWISE SPECIFIED.
10. ALL DIMENSIONS ARE TO FACE UNLESS OTHERWISE SPECIFIED.

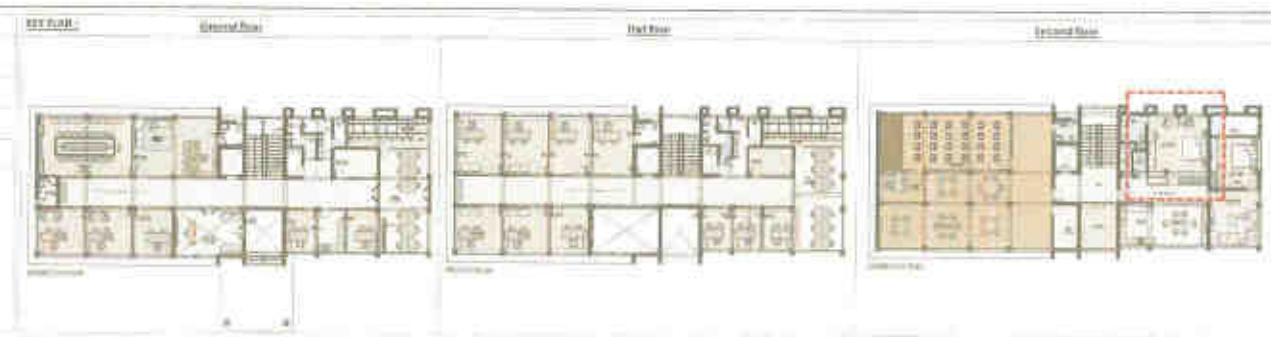
SYMBOL	SPECIFICATION	REMARKS	REVISION

COMMENTS

REVISIONS

REVISIONS

REVISIONS



RELEASED FOR:	DATE:	BY:
PROJECT NO.:	PROJECT NAME:	PROJECT LOCATION:
DRAWING NO.:	DRAWING SCALE:	DRAWING DATE:
CHECKED BY:	DATE:	BY:

NS_40

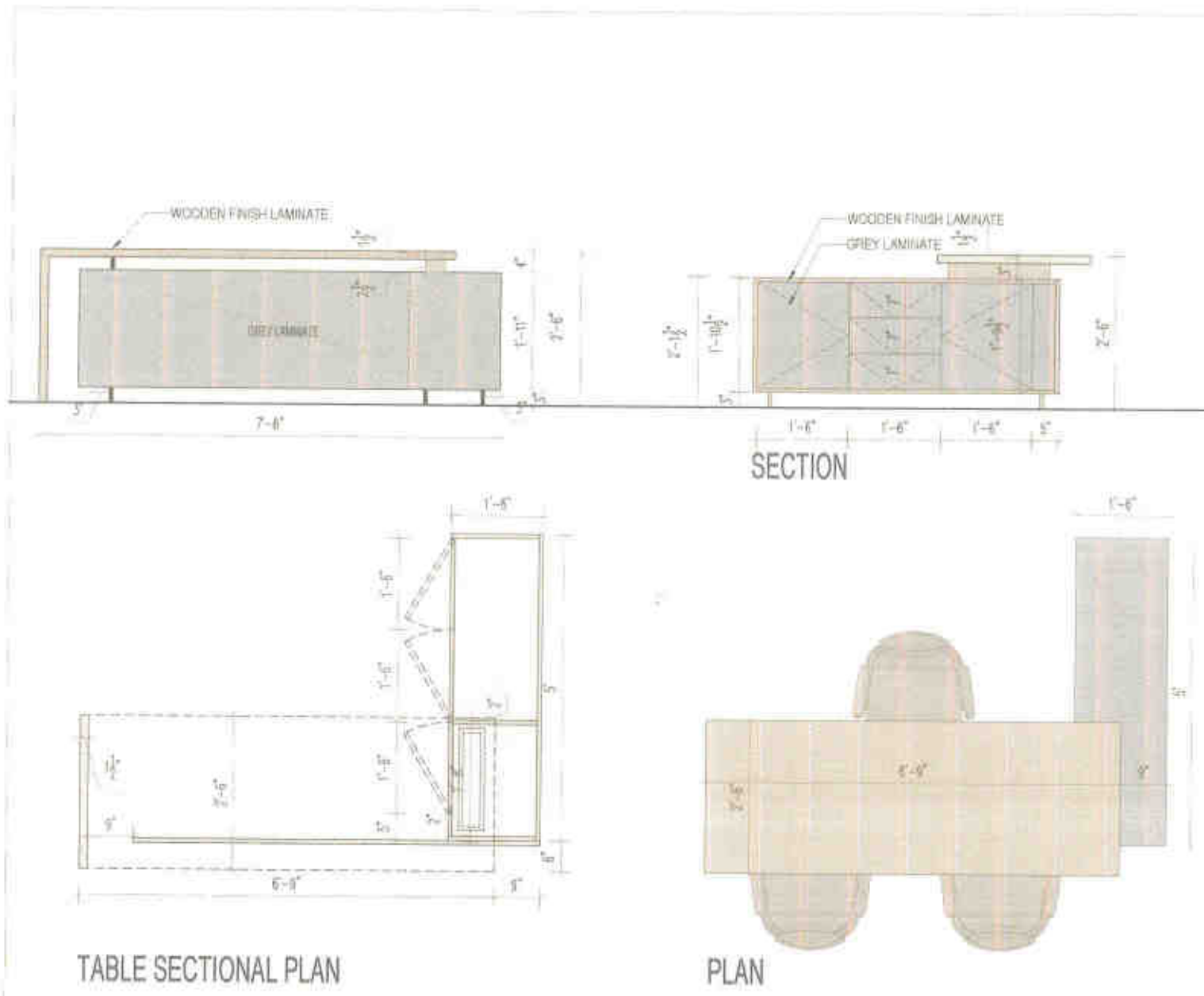
RECEPTION_TABLE_DETAIL

ada

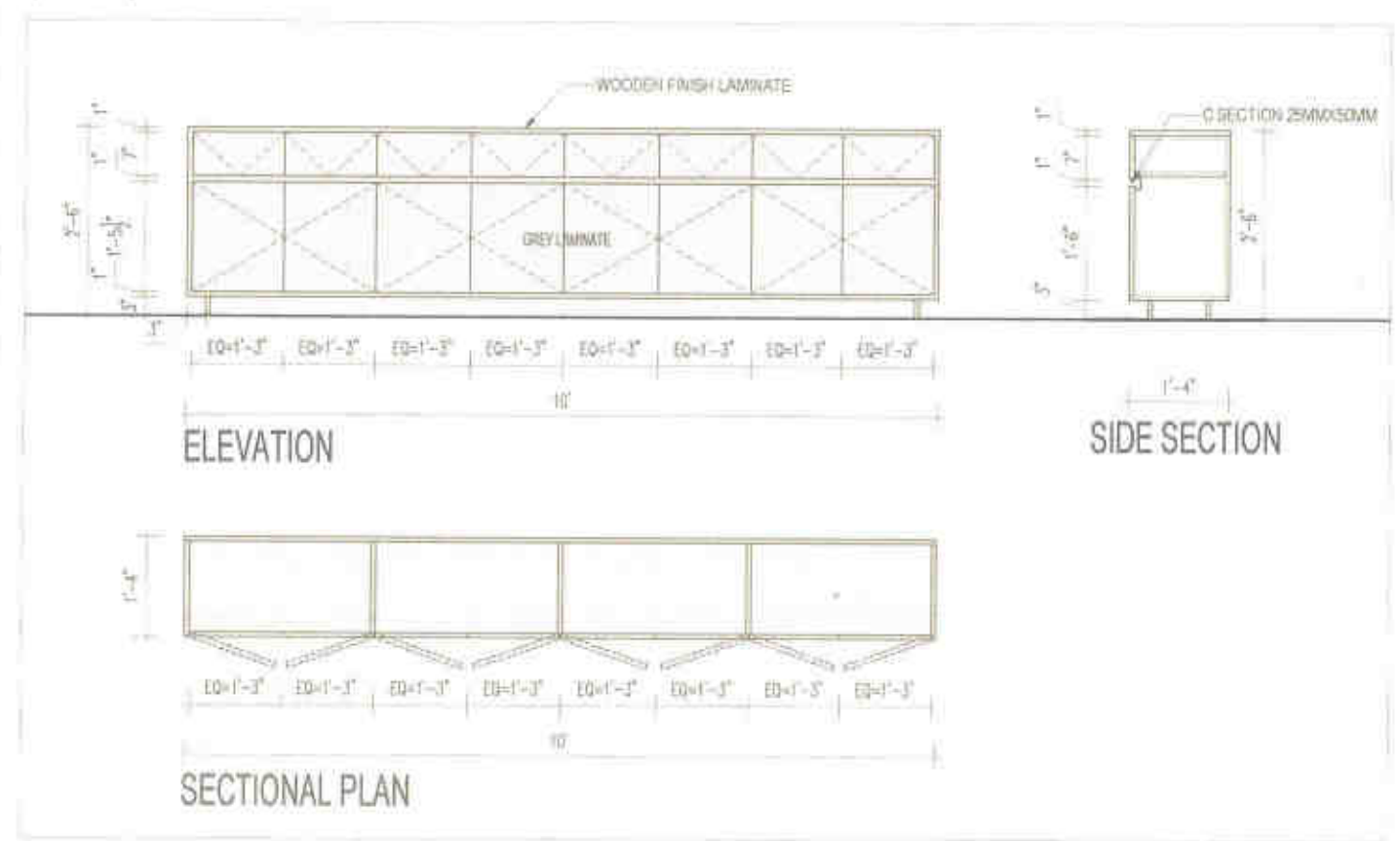
Architects
Urban Designers

35

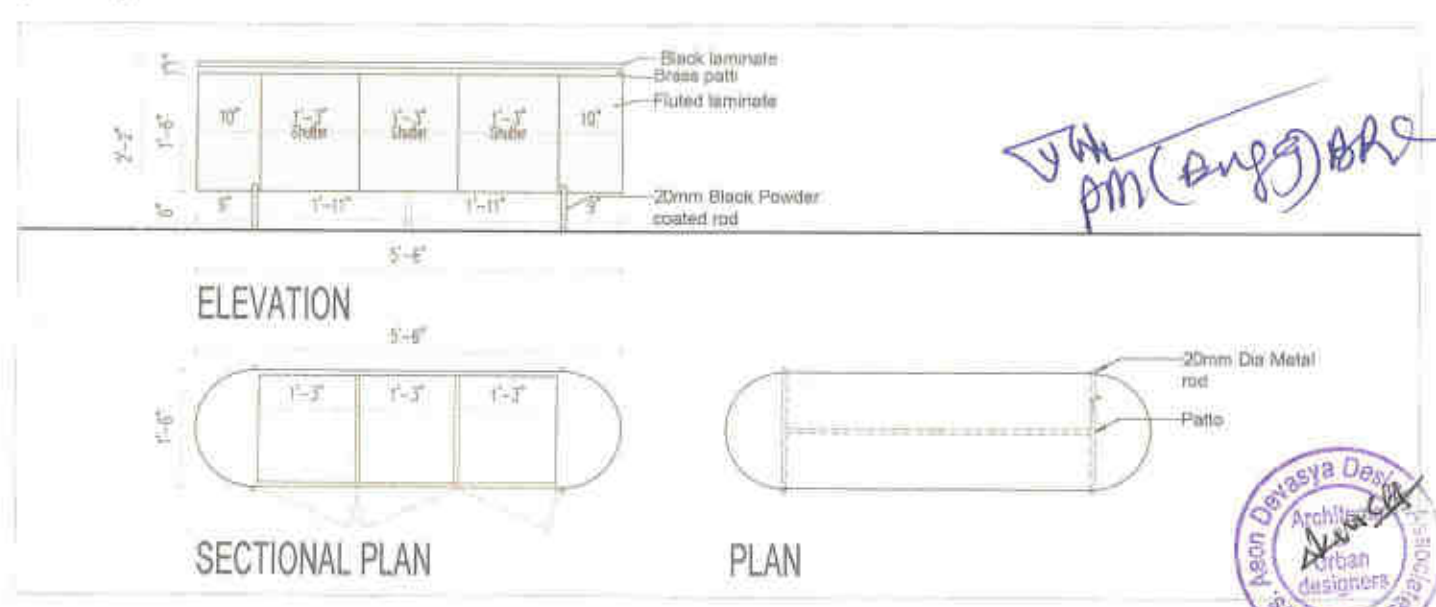
(NS/41) PS OFFICE & BO OFFICE TABLE



(NS/42) BACK CREDENZA DETAIL



(NS/43) CONSOL TABLE DETAIL



GENERAL NOTE:
 1. ALL DIMENSIONS ARE TO BE UNLESS OTHERWISE SPECIFIED.
 2. ALL DIMENSIONS ARE IN METERS.
 3. REFER TO THE ARCHITECTURAL DRAWINGS FOR THE LOCATION OF THE TABLE.
 4. ALL DIMENSIONS ARE TO BE UNLESS OTHERWISE SPECIFIED.
 5. ALL DIMENSIONS ARE TO BE UNLESS OTHERWISE SPECIFIED.
 6. ALL DIMENSIONS ARE TO BE UNLESS OTHERWISE SPECIFIED.

SYMBOL	DESCRIPTION	SYMBOL	APPLICATION
[Symbol]	WOODEN FINISH LAMINATE	[Symbol]	WOODEN FINISH LAMINATE
[Symbol]	GREY LAMINATE	[Symbol]	GREY LAMINATE
[Symbol]	WOODEN FINISH LAMINATE	[Symbol]	WOODEN FINISH LAMINATE
[Symbol]	WOODEN FINISH LAMINATE	[Symbol]	WOODEN FINISH LAMINATE

CONSULTANT:
 GENERAL CONSULTANT:
 ARCHITECTURAL CONSULTANT:
 INTERIORS CONSULTANT:
 ELECTRICAL CONSULTANT:
 MECHANICAL CONSULTANT:
 STRUCTURAL CONSULTANT:
 CIVIL CONSULTANT:
 PROJECT MANAGEMENT CONSULTANT:



REVISION	DATE	BY	REASON
1			
2			
3			
4			
5			
6			
7			
8			
9			
10			

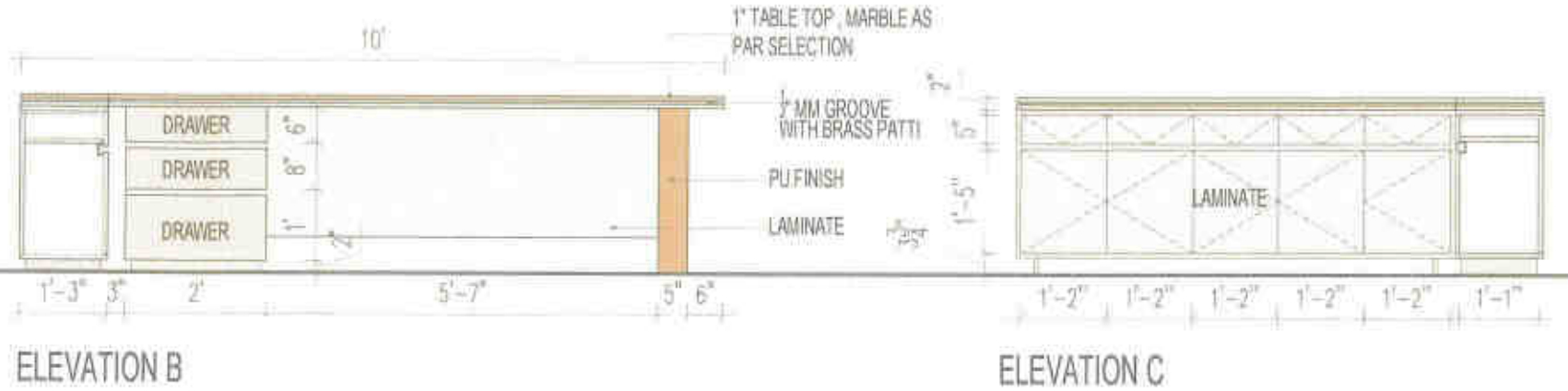
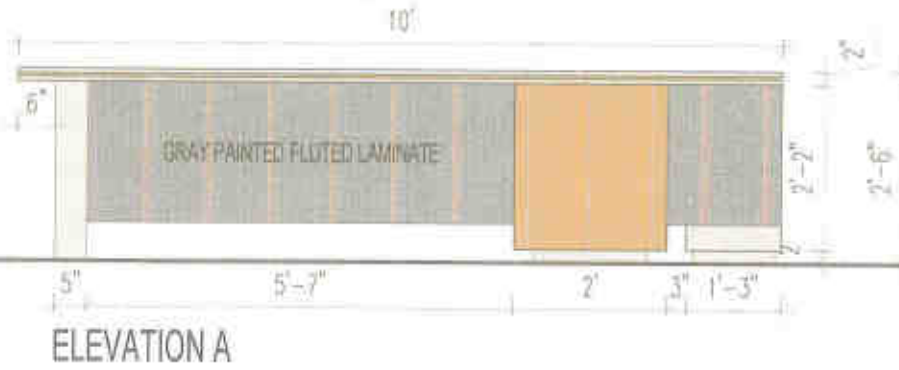
NS 41 42 43
 PS OFFICE & BO OFFICE TABLE
 AND BACK CREDENZA
 CONSOL DETAILS

ada
 ARCHITECTURAL DESIGN ASSOCIATES

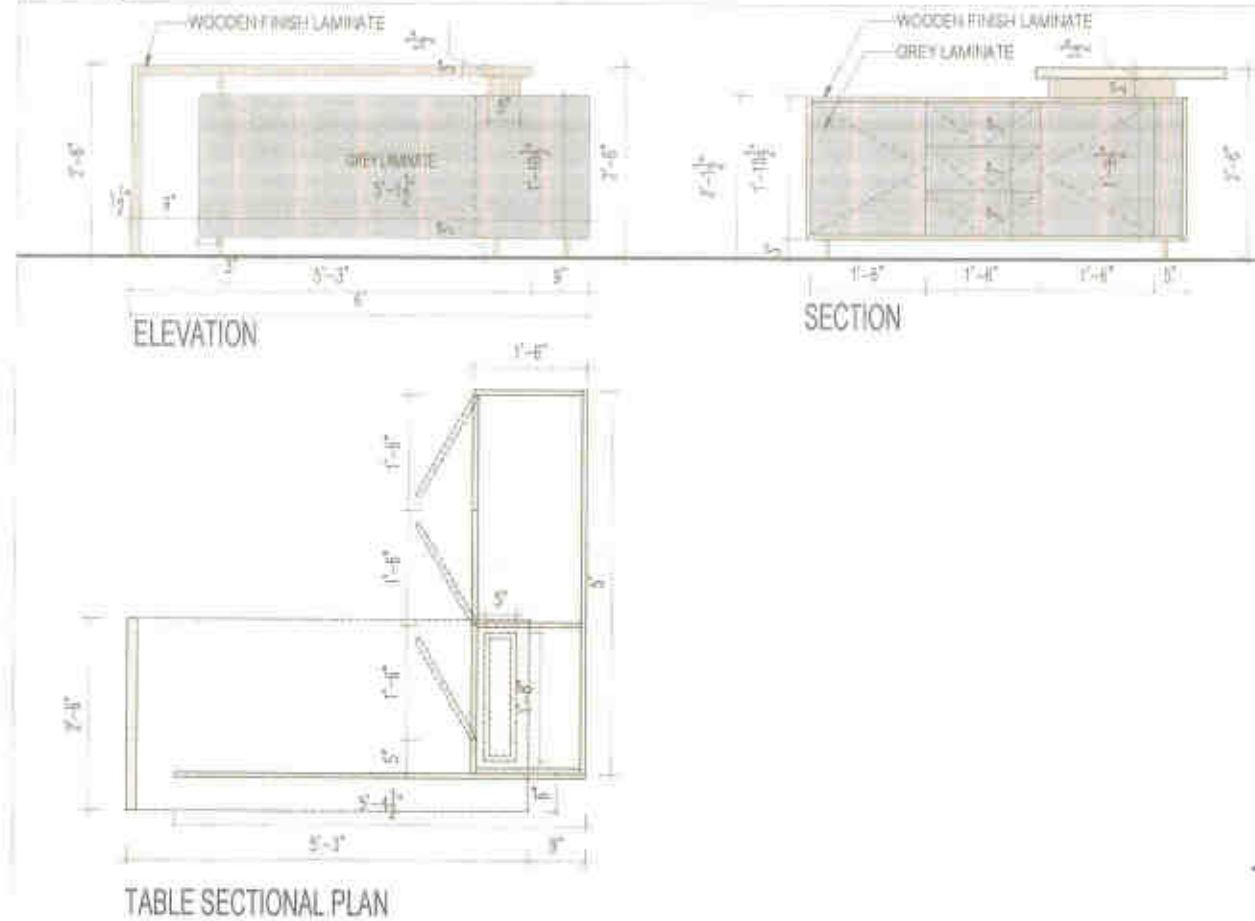
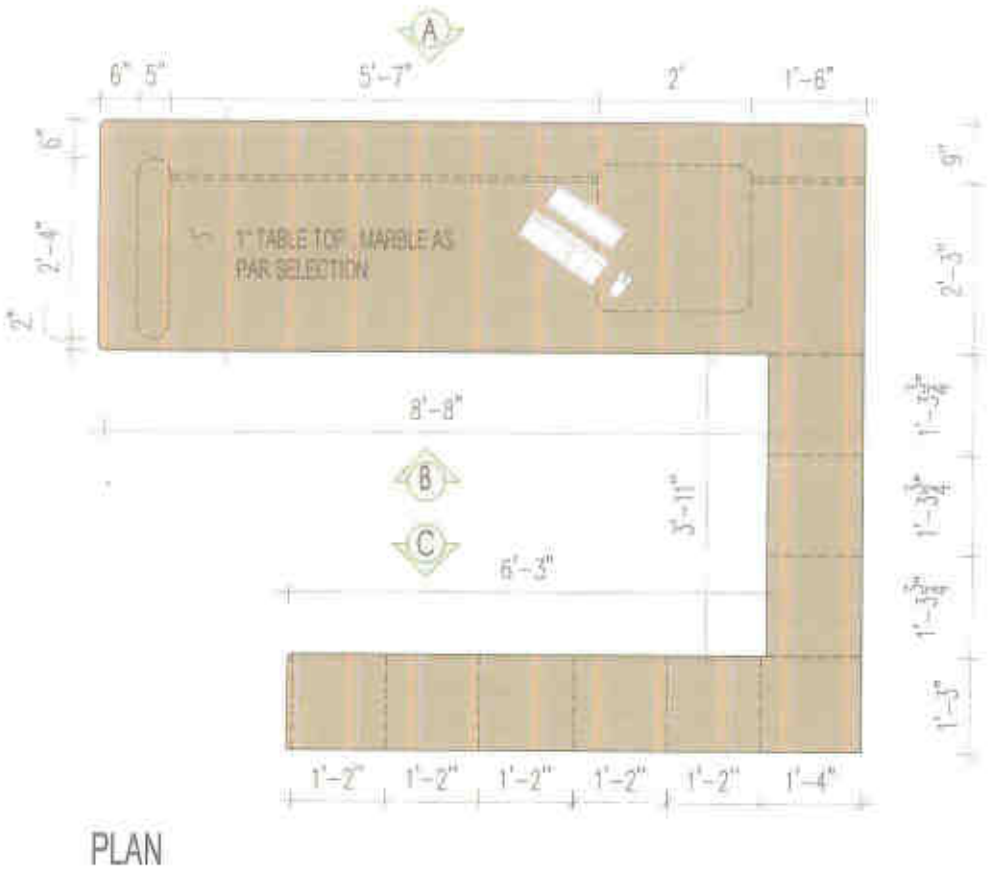
1000 Jember Raya, Jember, Jawa Timur
 61451
 Telp: 031-839007, 031-839008
 Fax: 031-839009



(NS/46) (NS/47) (NS/48) CPM CHAMBER & ASSISTANT OFFICE DETAIL



(NS/48) ASSISTANT OFFICE TABLE



Handwritten signature: PM (BEG) BOR

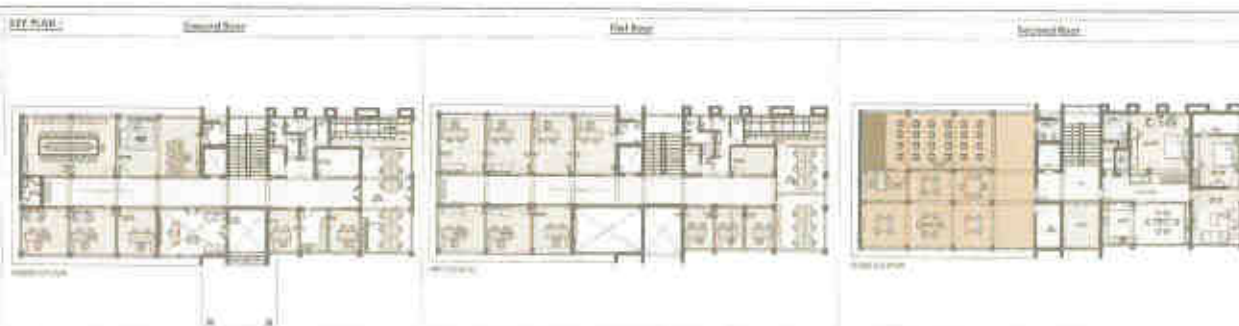
Architectural Stamp: M/S. Leon Delasya Design Associates Architects & Urban Designers

GENERAL NOTES:

1. ALL DIMENSIONS ARE TO FACE UNLESS OTHERWISE SPECIFIED.
2. ALL DIMENSIONS ARE TO FACE UNLESS OTHERWISE SPECIFIED.
3. ALL DIMENSIONS ARE TO FACE UNLESS OTHERWISE SPECIFIED.
4. ALL DIMENSIONS ARE TO FACE UNLESS OTHERWISE SPECIFIED.
5. ALL DIMENSIONS ARE TO FACE UNLESS OTHERWISE SPECIFIED.
6. ALL DIMENSIONS ARE TO FACE UNLESS OTHERWISE SPECIFIED.
7. ALL DIMENSIONS ARE TO FACE UNLESS OTHERWISE SPECIFIED.
8. ALL DIMENSIONS ARE TO FACE UNLESS OTHERWISE SPECIFIED.
9. ALL DIMENSIONS ARE TO FACE UNLESS OTHERWISE SPECIFIED.
10. ALL DIMENSIONS ARE TO FACE UNLESS OTHERWISE SPECIFIED.

SYMBOL	SPECIFICATION	MARKED	EXPLANATION
[Symbol]	1.5mm GROOVE WITH BRASS PATI		
[Symbol]	PU FINISH LAMINATE		
[Symbol]	WOODEN FINISH LAMINATE		
[Symbol]	GREY LAMINATE		

COORDINATOR:
ARCHITECTURAL CONSULTANT:
MEP CONSULTANT:
LANDSCAPE CONSULTANT:
CIVIL ENGINEERING CONSULTANT:
PROJECT MANAGER/GENERAL CONTRACTOR:



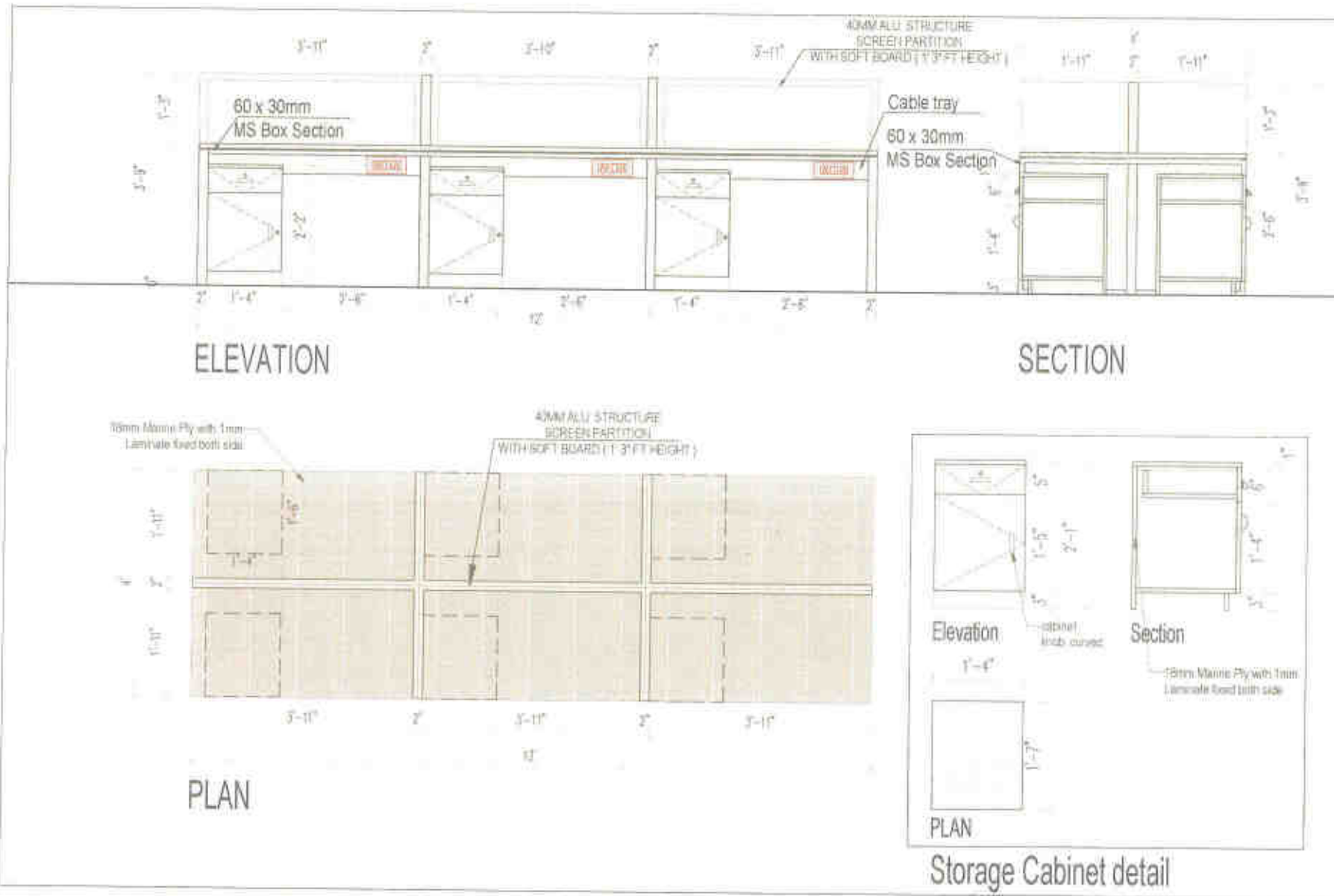
REVISION:	DATE:	BY:	REVISION:	DATE:	BY:
PROJECT NAME:	PROJECT NO.:	PROJECT DATE:	PROJECT SCALE:	PROJECT NO.:	PROJECT DATE:

NS_46_47_48
 CPM CHAMBER & ASSISTANT OFFICE DETAIL

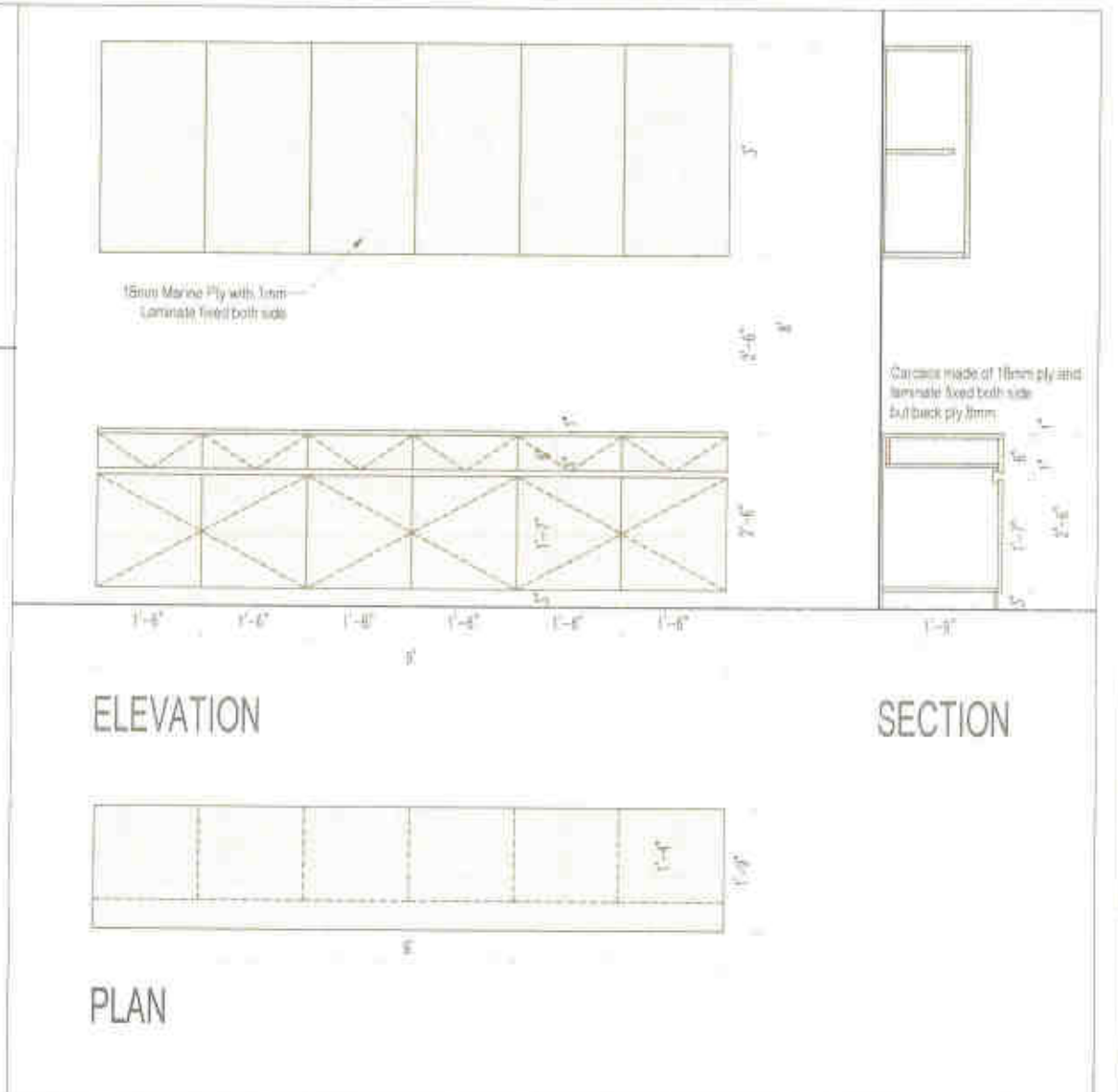
ada Architects & Urban Designers

1000, Jalan Tunjara, Kuala Lumpur, Malaysia
 Tel: +603-2060-1000
 Fax: +603-2060-1001
 Email: info@adadesign.com

(NS/49) (NS/50) (NS/51) WORK STATION TABLE , Storage Cabinet, CABINET UNIT



WORK STATION TABLE DETAIL



WORK STATION TABLE DETAIL

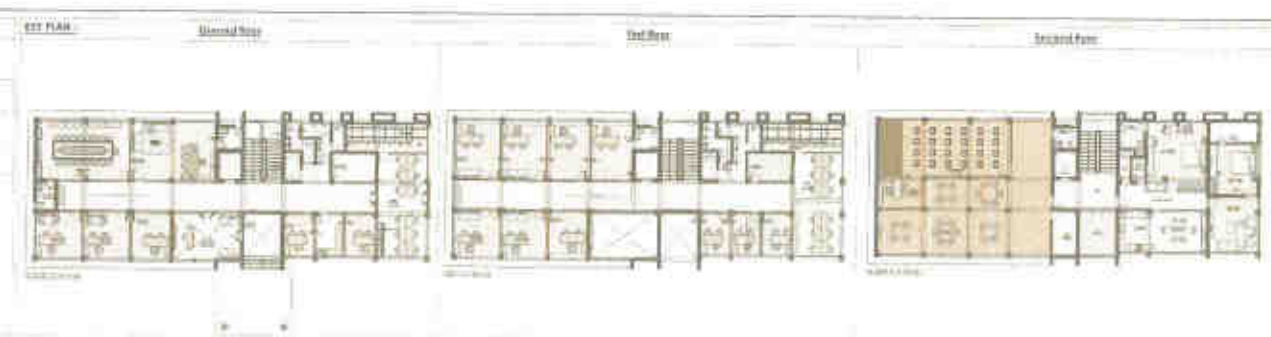
By Mr. PM (BSC) BRC



GENERAL NOTES

1. ALL DIMENSIONS ARE IN METERS UNLESS OTHERWISE SPECIFIED.
2. ALL DIMENSIONS ARE TO FACE UNLESS OTHERWISE SPECIFIED.
3. ALL DIMENSIONS ARE TO FACE UNLESS OTHERWISE SPECIFIED.
4. ALL DIMENSIONS ARE TO FACE UNLESS OTHERWISE SPECIFIED.
5. ALL DIMENSIONS ARE TO FACE UNLESS OTHERWISE SPECIFIED.
6. ALL DIMENSIONS ARE TO FACE UNLESS OTHERWISE SPECIFIED.
7. ALL DIMENSIONS ARE TO FACE UNLESS OTHERWISE SPECIFIED.
8. ALL DIMENSIONS ARE TO FACE UNLESS OTHERWISE SPECIFIED.
9. ALL DIMENSIONS ARE TO FACE UNLESS OTHERWISE SPECIFIED.
10. ALL DIMENSIONS ARE TO FACE UNLESS OTHERWISE SPECIFIED.

SYMBOL	DESCRIPTION	SYMBOL	DESCRIPTION
[Symbol]	STRUCTURE CONSTRUCTION	[Symbol]	STRUCTURE CONSTRUCTION
[Symbol]	WALL CONSTRUCTION	[Symbol]	WALL CONSTRUCTION
[Symbol]	WINDSCREEN CONSTRUCTION	[Symbol]	WINDSCREEN CONSTRUCTION
[Symbol]	GLASS RISING CONSTRUCTION	[Symbol]	GLASS RISING CONSTRUCTION
[Symbol]	PROJECT MANAGEMENT CONSULTANCY	[Symbol]	PROJECT MANAGEMENT CONSULTANCY

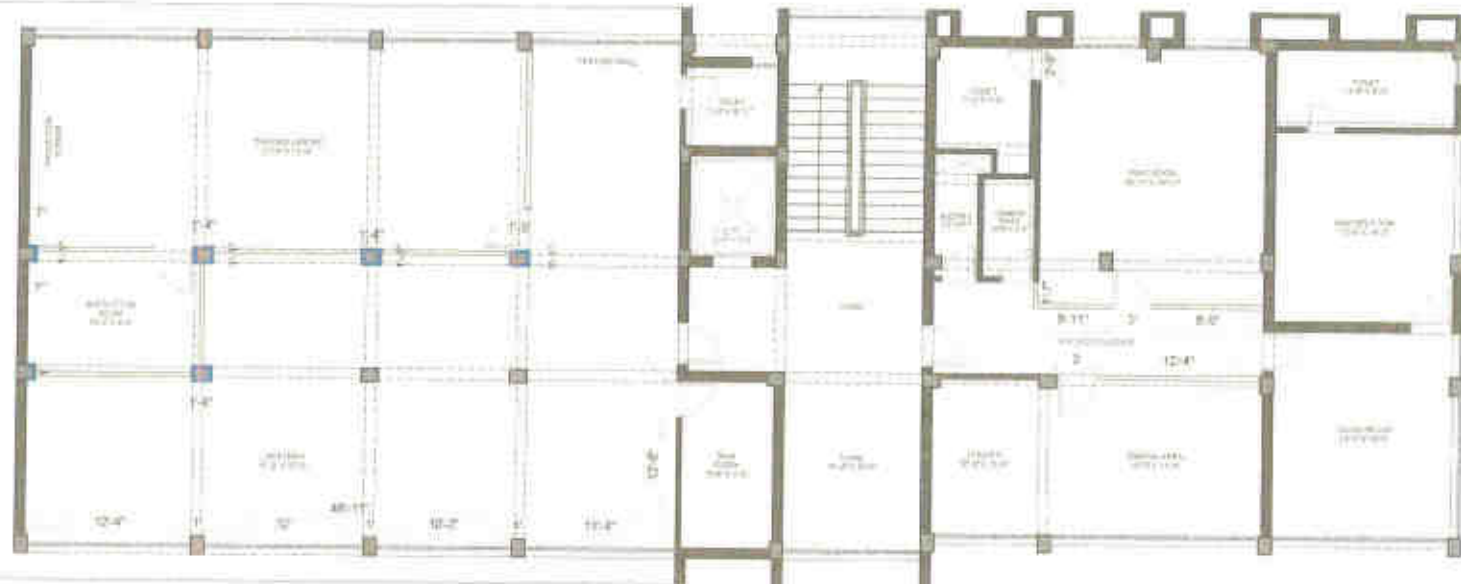


PROJECT NO.	NS_49_50_51
DATE	2023-10-27
SCALE	1:100
DESIGNER	AD
CHECKER	AD
DATE	2023-10-27

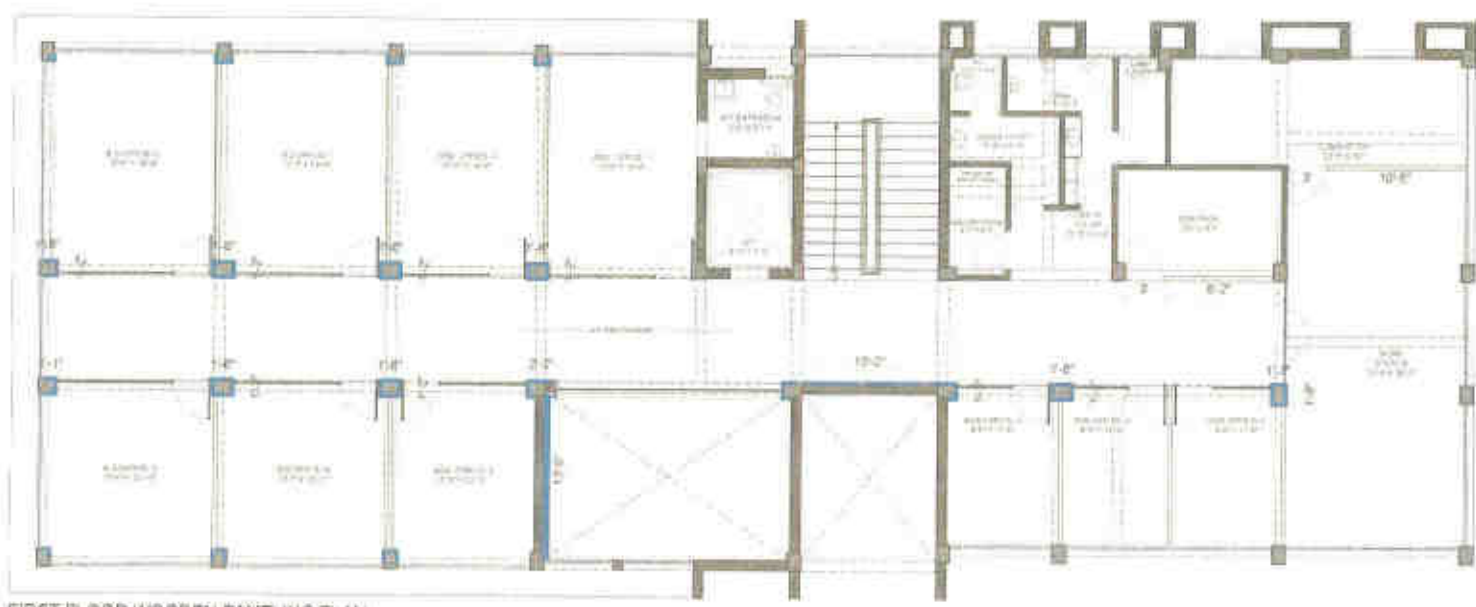
NS_49_50_51
WORK STATION TABLE
CABINET, STORAGE DETAILS

AD
Urban designers

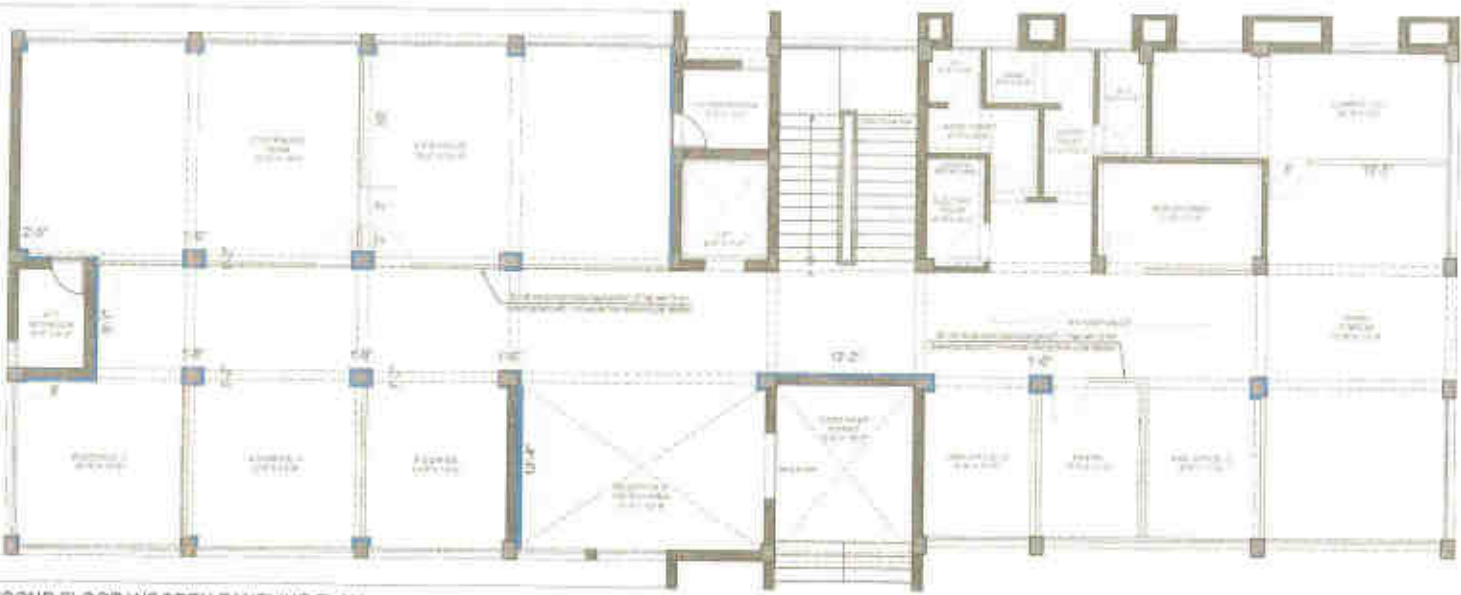
100, 101, 102, 103, 104, 105, 106, 107, 108, 109, 110, 111, 112, 113, 114, 115, 116, 117, 118, 119, 120, 121, 122, 123, 124, 125, 126, 127, 128, 129, 130, 131, 132, 133, 134, 135, 136, 137, 138, 139, 140, 141, 142, 143, 144, 145, 146, 147, 148, 149, 150, 151, 152, 153, 154, 155, 156, 157, 158, 159, 160, 161, 162, 163, 164, 165, 166, 167, 168, 169, 170, 171, 172, 173, 174, 175, 176, 177, 178, 179, 180, 181, 182, 183, 184, 185, 186, 187, 188, 189, 190, 191, 192, 193, 194, 195, 196, 197, 198, 199, 200



GROUND FLOOR WOODEN PANELING PLAN



FIRST FLOOR WOODEN PANELING PLAN



SECOND FLOOR WOODEN PANELING PLAN

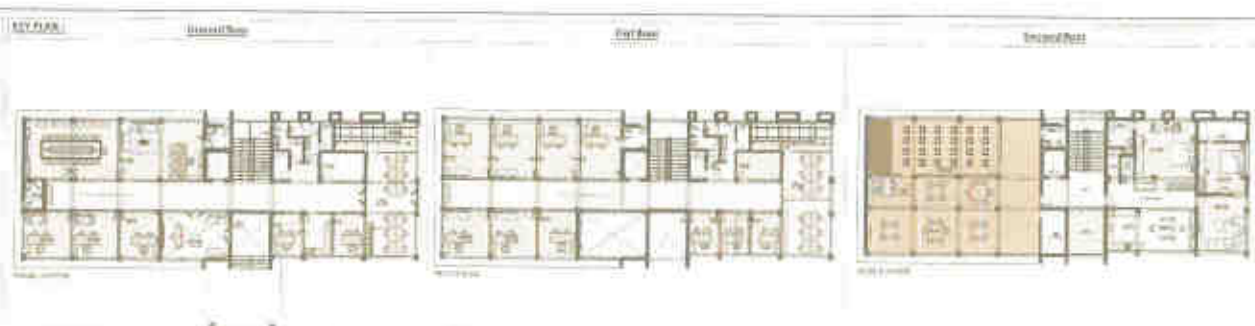
Handwritten signature: W M AM (R) AR C



GENERAL NOTES:
1. ALL DIMENSIONS ARE TO FACE UNLESS OTHERWISE SPECIFIED.
2. ALL WORK SHALL BE ACCORDING TO THE LATEST BUILDING REGULATIONS.
3. ALL MATERIALS TO BE USED SHALL BE OF THE BEST QUALITY AND SHALL BE APPROVED BY THE ARCHITECT.
4. ALL WORK SHALL BE ACCORDING TO THE LATEST BUILDING REGULATIONS.
5. ALL WORK SHALL BE ACCORDING TO THE LATEST BUILDING REGULATIONS.
6. ALL WORK SHALL BE ACCORDING TO THE LATEST BUILDING REGULATIONS.

Legend table with columns: SYMBOL, SPECIFICATION, MARK, SPECIFICATION. It lists symbols for walls, doors, windows, and other architectural elements.


COMMENTS:
STRUCTURAL CONSULTANT:
M/R CONSULTANT:
MECHANICAL CONSULTANT:
ELECTRICAL CONSULTANT:
PROJECT MANAGER/CONSULTANT:



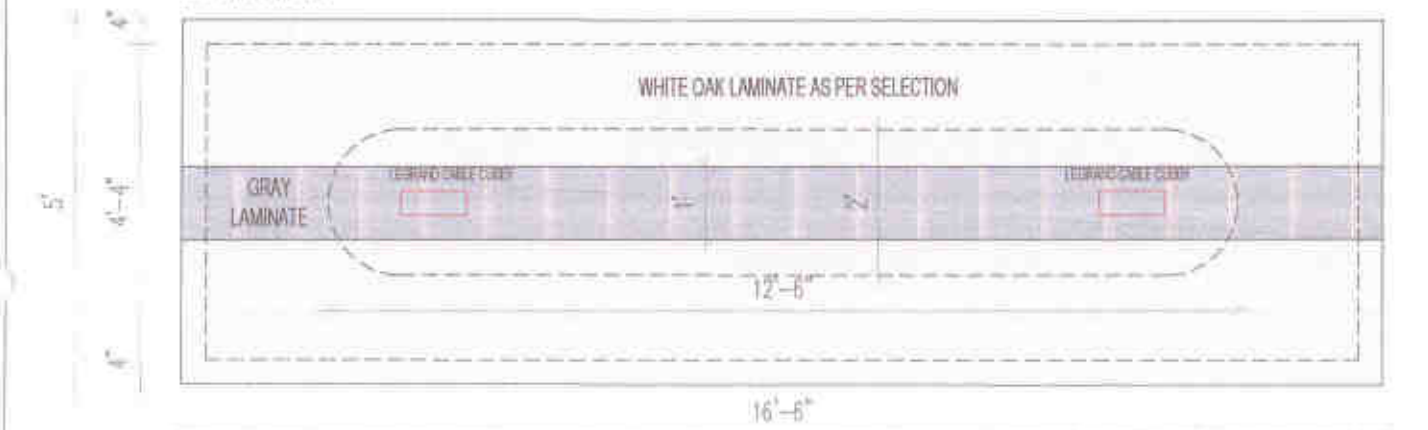
Project information table with fields: PROJECT NAME, CLIENT, PROJECT TYPE, DRAWING TITLE, DRAWING SCALE, DRAWING NO., SHEET NO., DATE, DRAWN BY, CHECKED BY.

Project title: CPM ID WD 46 WORK STATION TABLE, CABINET, STORAGE DETAILS. Includes the 'ada' logo and contact information for Neon Devasya Design Architects.

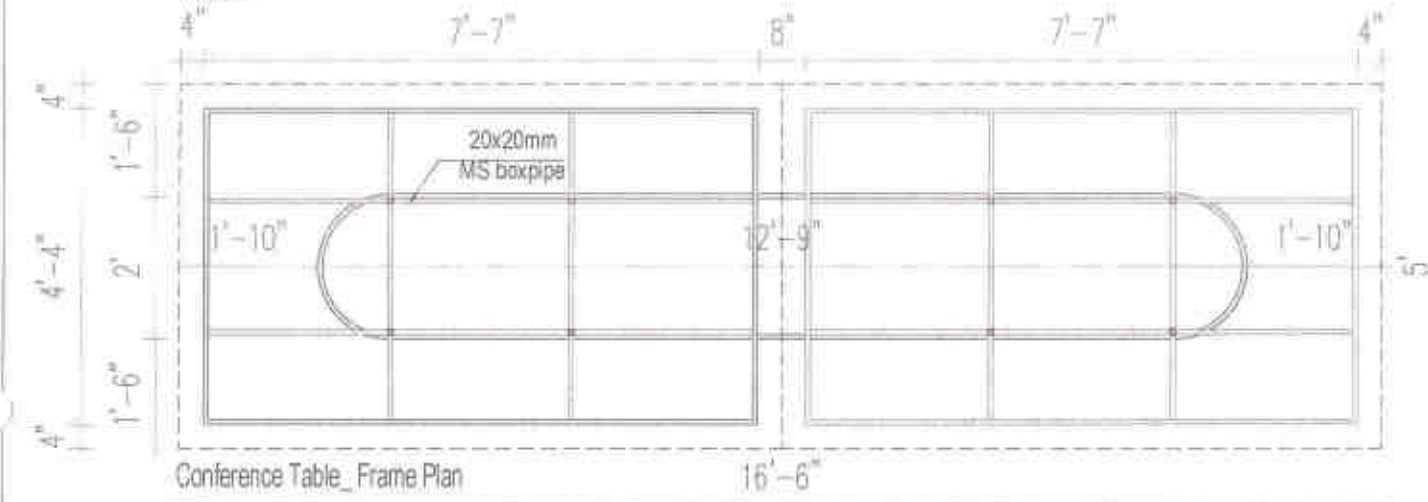
(NS/45) CONFERENCE TABLE



ELEVATION

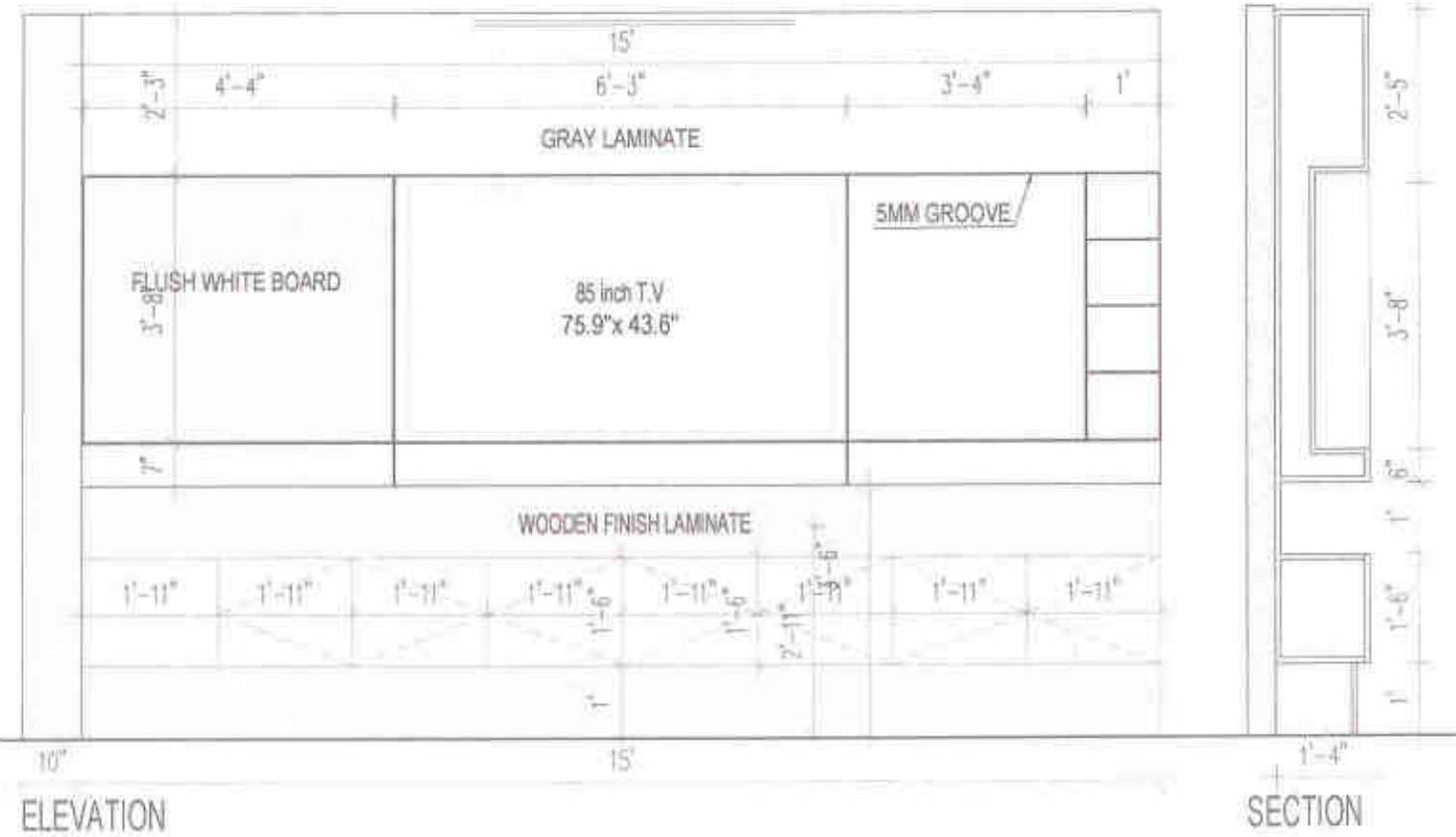


PLAN

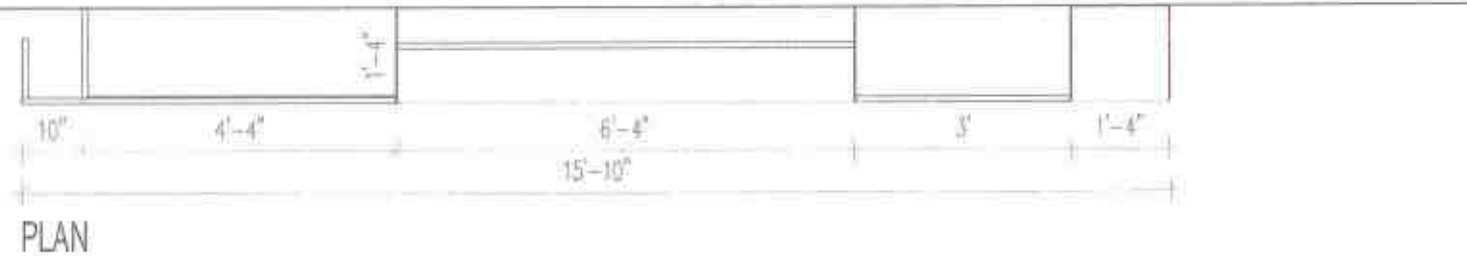


Conference Table_ Frame Plan

(NS/44) TV WALL UNIT



ELEVATION



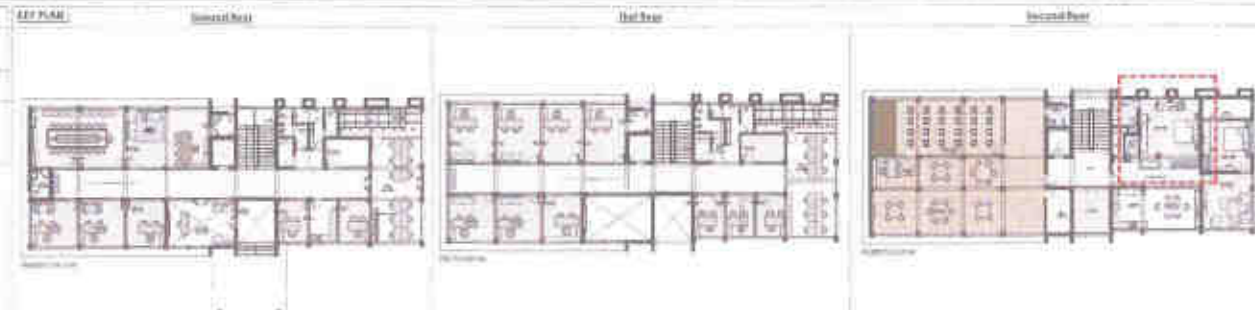
PLAN

W M PM (S) ARS

GENERAL NOTES
 1. ALL DIMENSIONS ARE UNLESS OTHERWISE SPECIFIED.
 2. ALL DIMENSIONS ARE IN METERS.
 3. ALL DIMENSIONS ARE TO FACE UNLESS SPECIFIED OTHERWISE.
 4. ALL DIMENSIONS ARE TO FACE UNLESS SPECIFIED OTHERWISE.
 5. ALL DIMENSIONS ARE TO FACE UNLESS SPECIFIED OTHERWISE.
 6. ALL DIMENSIONS ARE TO FACE UNLESS SPECIFIED OTHERWISE.
 7. ALL DIMENSIONS ARE TO FACE UNLESS SPECIFIED OTHERWISE.
 8. ALL DIMENSIONS ARE TO FACE UNLESS SPECIFIED OTHERWISE.
 9. ALL DIMENSIONS ARE TO FACE UNLESS SPECIFIED OTHERWISE.
 10. ALL DIMENSIONS ARE TO FACE UNLESS SPECIFIED OTHERWISE.

SYMBOL	DESCRIPTION	SYMBOL	DESCRIPTION
[Symbol]	WOODEN FINISH LAMINATE	[Symbol]	WOODEN FINISH LAMINATE
[Symbol]	WOODEN FINISH LAMINATE	[Symbol]	WOODEN FINISH LAMINATE
[Symbol]	WOODEN FINISH LAMINATE	[Symbol]	WOODEN FINISH LAMINATE

CONSULTANTS
 MANAGERIAL CONSULTANT
 ARCHITECTURAL CONSULTANT
 MECHANICAL CONSULTANT
 ELECTRICAL CONSULTANT
 CIVIL CONSULTANT
 STRUCTURAL CONSULTANT
 SANITARY CONSULTANT
 ENVIRONMENTAL CONSULTANT
 LANDSCAPE CONSULTANT
 LIGHTING CONSULTANT
 INTERIOR DESIGN CONSULTANT
 PROJECT MANAGEMENT CONSULTANT

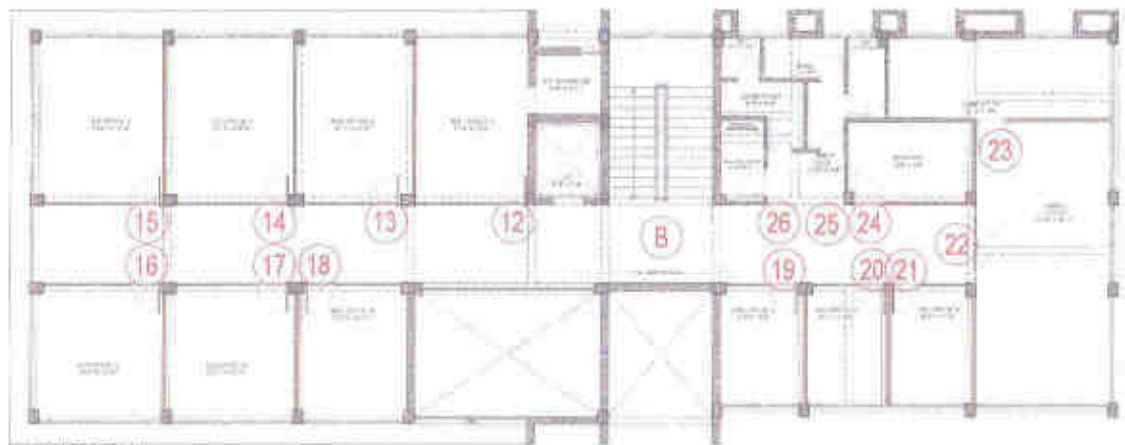


DESIGNED BY	PROJECT NO.	DATE
DRAWN BY	PROJECT TITLE	SCALE
CHECKED BY	PROJECT NO.	DATE
APPROVED BY	PROJECT TITLE	SCALE

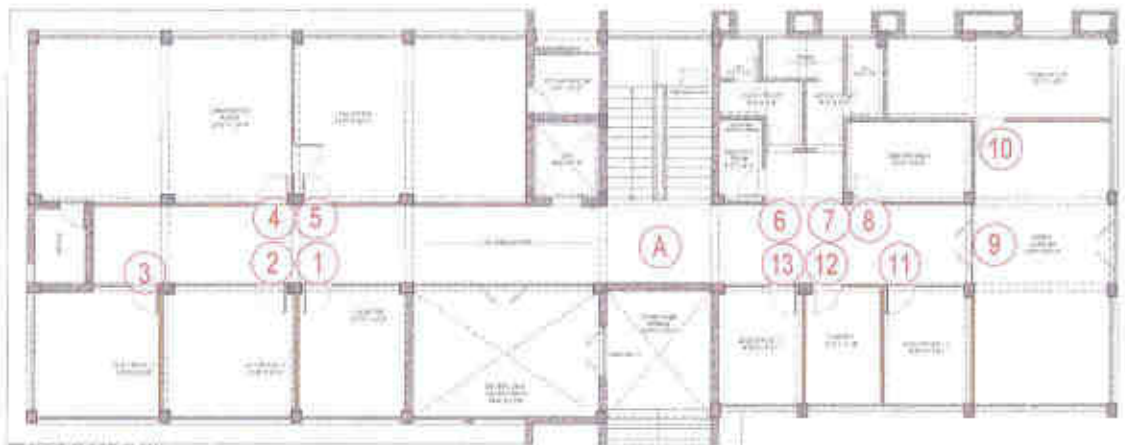
NS 44 45
 CONFERENCE TABLE AND TV WALL UNIT



SECOND FLOOR PLAN

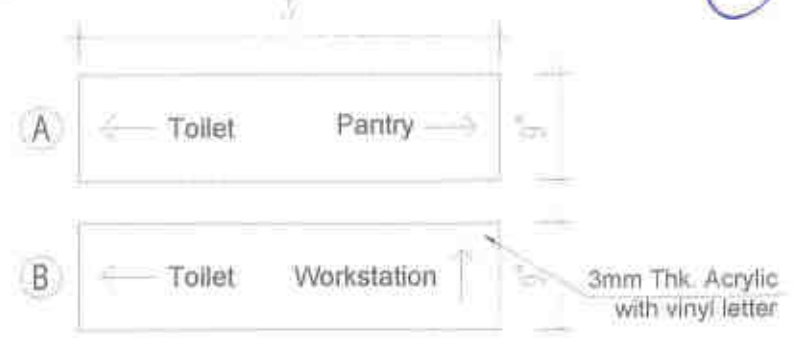


FIRST FLOOR PLAN



GROUND FLOOR PLAN

- | | | | |
|----|------------------------------|----|------------------------------|
| 1 | P.S. OFFICE
PRADIP RAI | 18 | ASSI. OFFICE-3
PRADIP RAI |
| 2 | B.O. OFFICE-1
PRADIP RAI | 19 | ASSI. OFFICE-4
PRADIP RAI |
| 3 | B.O. OFFICE-2
PRADIP RAI | 20 | ASSI. OFFICE-5
PRADIP RAI |
| 4 | CONFERENCE ROOM | 21 | ASSI. OFFICE-6
PRADIP RAI |
| 5 | CPM OFFICE
PRADIP RAI | 22 | WORK STATION |
| 6 | LADIES TOILET | 23 | COMPACTOR ROOM |
| 7 | GENTS TOILET | 24 | STORE ROOM |
| 8 | SERVER AREA | 25 | GENTS TOILET |
| 9 | WORK STATION | 26 | LADIES TOILET |
| 10 | COMPACTOR ROOM | 26 | ELECTRIC ROOM |
| 11 | ASSI. OFFICE-2
PRADIP RAI | 27 | COMMON TOILET |
| 12 | PANTRY | 28 | REST ROOM |
| 13 | ASSI. OFFICE-1
PRADIP RAI | 29 | LIVING ROOM |
| 12 | ASSI. OFFICE-1
PRADIP RAI | 30 | MASTER ROOM |
| 13 | ASSI. OFFICE-2
PRADIP RAI | 31 | KITCHEN |
| 14 | B.O. OFFICE-1
PRADIP RAI | 32 | LOUNGE |
| 15 | B.O. OFFICE-2
PRADIP RAI | 33 | CAFETERIA |
| 16 | B.O. OFFICE-3
PRADIP RAI | 34 | STORE ROOM |
| 17 | B.O. OFFICE-4
PRADIP RAI | 35 | TRAINING CENTRE |
| | | 36 | INSTRUCTOR ROOM |



3mm Thk. Acrylic with vinyl letter

Y.M. AM (B) BRC

GENERAL NOTES 1. ALL DIMENSIONS ARE TO FACE UNLESS SPECIFIED OTHERWISE. 2. ALL WORKMANSHIP SHALL BE IN ACCORDANCE WITH THE SPECIFICATIONS AND STANDARDS OF THE ARCHITECT. 3. ALL MATERIALS SHALL BE OF THE HIGHEST QUALITY AND SHALL BE APPROVED BY THE ARCHITECT BEFORE USE. 4. ALL WORK SHALL BE COMPLETED WITHIN THE SPECIFIED TIME FRAME. 5. ALL WORK SHALL BE COMPLETED TO THE SATISFACTION OF THE ARCHITECT. 6. ALL WORK SHALL BE COMPLETED TO THE SATISFACTION OF THE ARCHITECT. 7. ALL WORK SHALL BE COMPLETED TO THE SATISFACTION OF THE ARCHITECT. 8. ALL WORK SHALL BE COMPLETED TO THE SATISFACTION OF THE ARCHITECT. 9. ALL WORK SHALL BE COMPLETED TO THE SATISFACTION OF THE ARCHITECT. 10. ALL WORK SHALL BE COMPLETED TO THE SATISFACTION OF THE ARCHITECT.	LEGEND FINISHES WALLS FLOORS CEILING ROOFING GLAZING METALS PAINTS FINISHES WALLS FLOORS CEILING ROOFING GLAZING METALS PAINTS	CONSULTANTS ARCHITECT: Aeon Devasya Design Architects STRUCTURAL: [Name] MECHANICAL: [Name] ELECTRICAL: [Name] CIVIL: [Name]	1st Floor 	2nd Floor 	3rd Floor 	REVISIONS NO. DATE DESCRIPTION BY CHECKED BY 1 2 3	PROJECT NO. CPM_ID_WD_45 SIGNAGE_DETAIL
			DATE: 2024-10-27 SCALE: 1:100 PROJECT: [Name] CLIENT: [Name] LOCATION: [Name] DESIGNER: [Name] CHECKED BY: [Name] DATE: 2024-10-27				