

FIRST FLOOR PLAN

Handwritten signature: Akshay
Handwritten initials: PM (BPP)
Architects & Urban designers
Atul Devasya Design Associates
 Surat

GENERAL NOTES

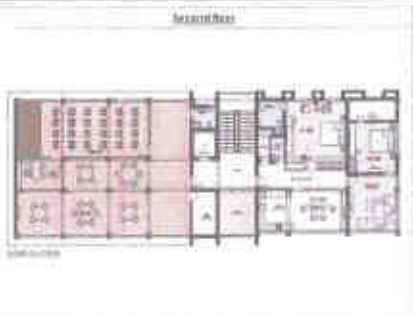
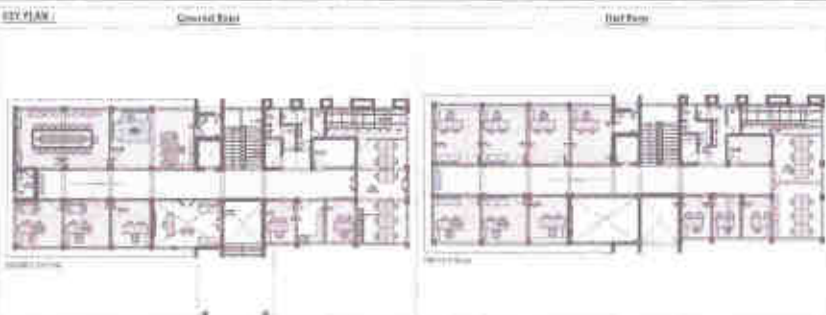
1. ALL DIMENSIONS TO BE READ AS INDICATED.
2. ALL DIMENSIONS ARE IN METERS.
3. ROOM LEVEL, DIMENSIONS AND FINISHES TO BE AS PER SPECIFICATION.
4. IN CASE OF ANY DISCREPANCY BETWEEN ARCHITECTURAL DRAWINGS AND OTHER DOCUMENTS, ARCHITECTURAL DRAWINGS TO BE FOLLOWED. THE CONTRACTOR SHALL BE RESPONSIBLE TO THE ARCHITECT FOR ANY DISCREPANCY.
5. ALL NOTES ARE SUBJECT TO THE REQUIREMENTS AS STATED TO **ADDA DESIGN ASSOCIATES**. THE CONTRACTOR SHALL BE RESPONSIBLE TO THE ARCHITECT FOR ANY DISCREPANCY.

LEGEND

SYMBOL	SPECIFICATION	SYMBOL	SPECIFICATION
[Symbol]	CEILING FINISH	[Symbol]	WALL FINISH
[Symbol]	FLOOR FINISH	[Symbol]	DOOR FINISH
[Symbol]	WALL FINISH	[Symbol]	DOOR FINISH
[Symbol]	WALL FINISH	[Symbol]	DOOR FINISH

COORDINATORS

PROJECT MANAGER	COORDINATOR
ARCHITECT	COORDINATOR
MECHANICAL	COORDINATOR
ELECTRICAL	COORDINATOR
PLUMBING	COORDINATOR



PROJECT INFORMATION

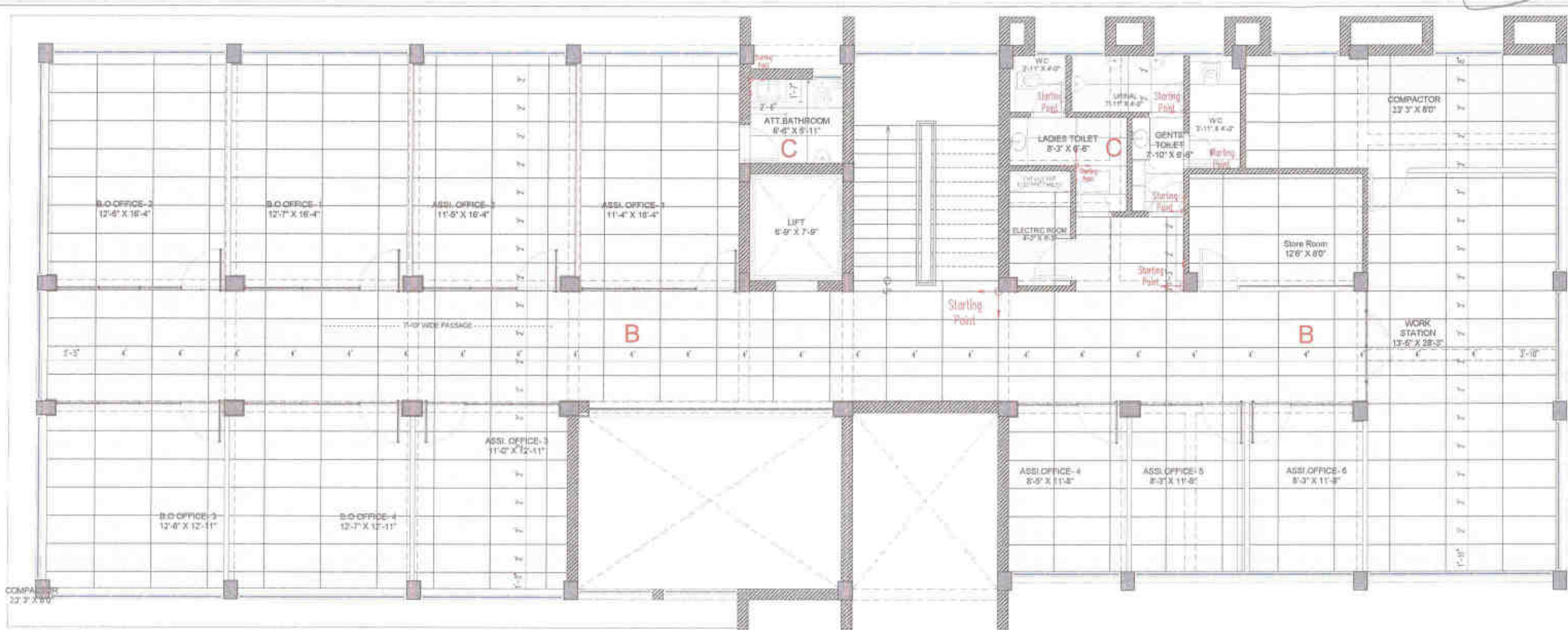
CLIENT	PROJECT NO.
PROJECT NAME	PROJECT DATE
PROJECT LOCATION	PROJECT SCALE
PROJECT OWNER	PROJECT NO.
PROJECT NO.	PROJECT DATE

CPM_ID_WD_02
 FIRST FLOOR FURNITURE PLAN

adda
 Architects & Urban designers

Surat

49 (47)



FIRST FLOOR PLAN

J.M. PM (BEG) ARC

FLOORING MATERIAL LEGEND					
SN	COLOUR	SCOPE OF WORK	SPECIFICATION	DETAILS	GROUT
A		Non Entry Reception & Waiting	GRANITE MARBLE	-	EPoxy
B		BO OFFICE, ASS. OFFICE, BO OFFICE, PANTRY, ELECTRIC ROOM, SERVER AREA, WORKSPACE	ITE	4 x 7 FT	EPoxy
C		ATT. TOILET, LADIES TOILET, GENTS TOILET	ITE	6 x 7 FT	EPoxy



GENERAL NOTES

- ALL DIMENSIONS TO BE INDICATED UNLESS OTHERWISE STATED.
- ALL DIMENSIONS TO BE INDICATED UNLESS OTHERWISE STATED.
- ALL DIMENSIONS TO BE INDICATED UNLESS OTHERWISE STATED.
- ALL DIMENSIONS TO BE INDICATED UNLESS OTHERWISE STATED.
- ALL DIMENSIONS TO BE INDICATED UNLESS OTHERWISE STATED.
- ALL DIMENSIONS TO BE INDICATED UNLESS OTHERWISE STATED.
- ALL DIMENSIONS TO BE INDICATED UNLESS OTHERWISE STATED.
- ALL DIMENSIONS TO BE INDICATED UNLESS OTHERWISE STATED.
- ALL DIMENSIONS TO BE INDICATED UNLESS OTHERWISE STATED.
- ALL DIMENSIONS TO BE INDICATED UNLESS OTHERWISE STATED.

NO.	DESCRIPTION	DATE	BY	REVISION
1	ISSUED FOR PERMIT			
2	ISSUED FOR PERMIT			
3	ISSUED FOR PERMIT			

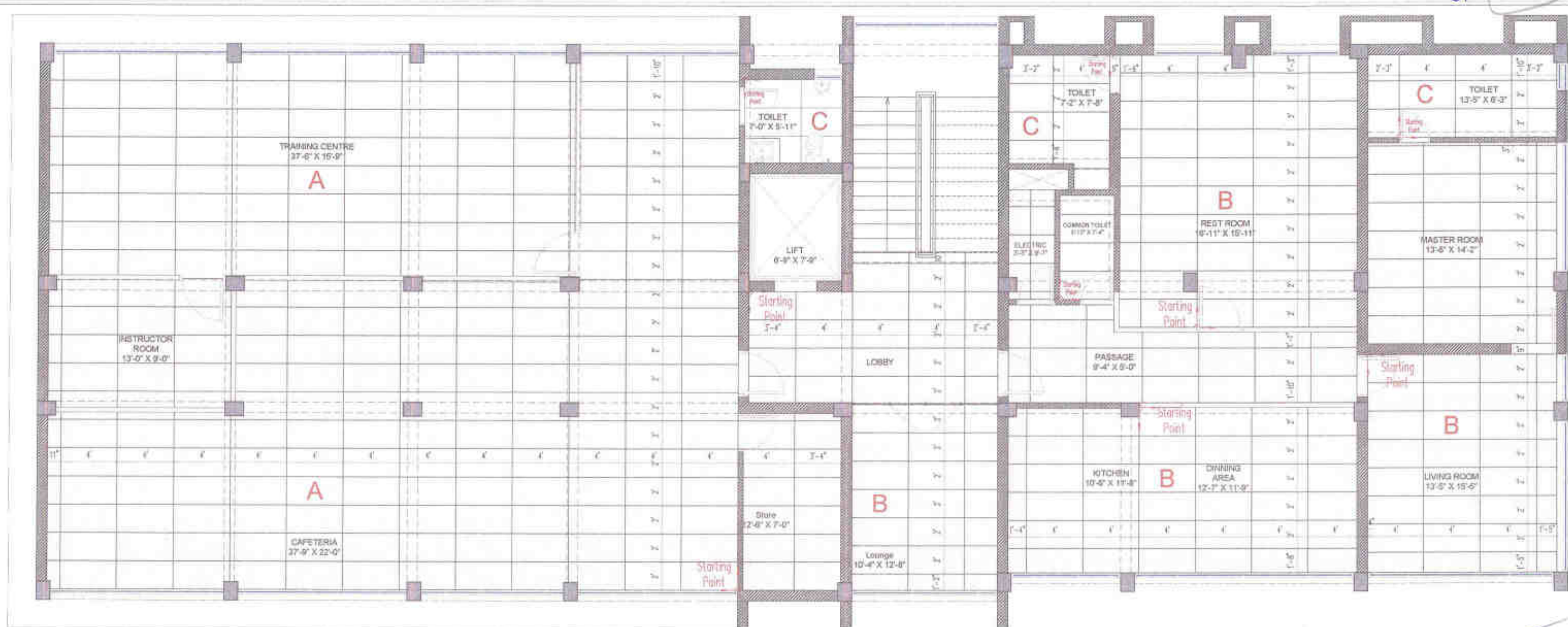


CLIENT:	PROJECT NAME:
PROJECT NO.:	DATE:
PROJECT LOCATION:	SCALE:
PROJECT PHASE:	PROJECT STATUS:

CPM ID WD 05

FIRST FLOOR FLOORING PLAN

46 46



SECOND FLOOR PLAN

JM PM (B) PRL

FLOORING MATERIAL LEGEND					
E.N.	COLOUR	SCOPE OF WORK	SPECIFICATION	DETAILS	GROUT
INTERNAL FLOORING					
A		Main Entry, Reception & Waiting	ITALIAN MARBLE	-	EPoxy
B		PO OFFICE, ADD. OFFICE, PC OFFICE, PANTRY, STORAGE ROOM, SERVER AREA, WORKSPACE	Tile	4 x 8 TL	EPoxy
C		AT TOILET, LADIES TOILET, GENTS TOILET	Tile	4 x 8 TL	EPoxy



GENERAL NOTES

- ALL DIMENSIONS ARE TO FACE UNLESS OTHERWISE SPECIFIED
- ALL ELECTRICAL AND PLUMBING SHALL BE INSTALLED AS PER THE RELEVANT CODES AND STANDARDS
- ALL WORK SHALL BE DONE IN ACCORDANCE WITH THE RELEVANT CODES AND STANDARDS
- ALL MATERIALS TO BE USED SHALL BE OF THE BEST QUALITY AND SHALL BE APPROVED BY THE ARCHITECT
- ALL WORK SHALL BE DONE IN ACCORDANCE WITH THE RELEVANT CODES AND STANDARDS
- ALL WORK SHALL BE DONE IN ACCORDANCE WITH THE RELEVANT CODES AND STANDARDS
- ALL WORK SHALL BE DONE IN ACCORDANCE WITH THE RELEVANT CODES AND STANDARDS
- ALL WORK SHALL BE DONE IN ACCORDANCE WITH THE RELEVANT CODES AND STANDARDS
- ALL WORK SHALL BE DONE IN ACCORDANCE WITH THE RELEVANT CODES AND STANDARDS
- ALL WORK SHALL BE DONE IN ACCORDANCE WITH THE RELEVANT CODES AND STANDARDS

NO.	REVISION	DATE	BY	CHKD BY

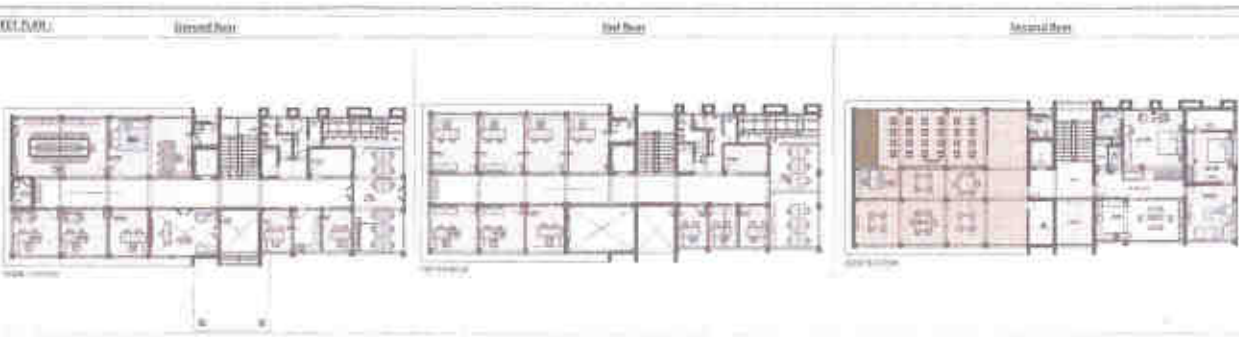
COMMENTS

REVISIONAL COMMENTS:

NOTES:

REVISIONAL COMMENTS:

NOTES:



GENERAL INFORMATION

PROJECT TITLE: _____

CLIENT: _____

DATE: _____

SCALE: _____

DRAWN BY: _____

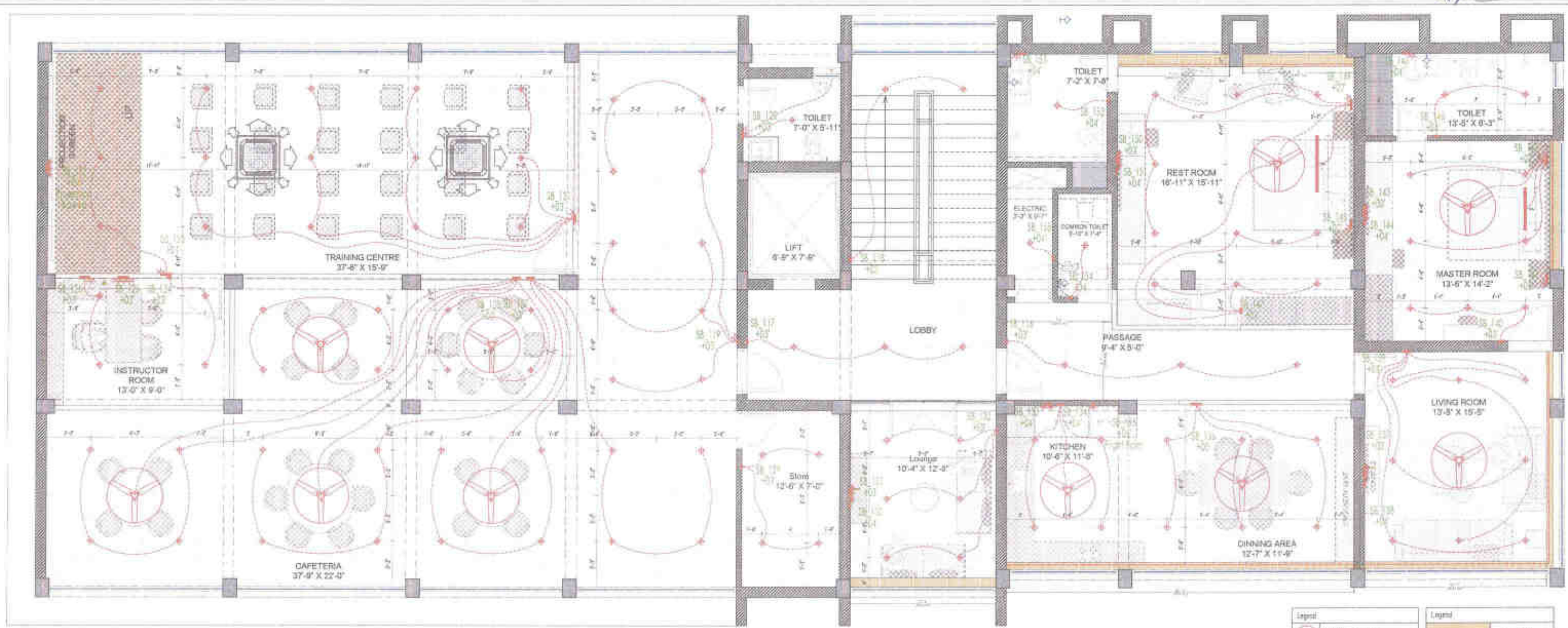
CHECKED BY: _____

DATE: _____

CPM ID WD 06

FIRST FLOOR FLOORING PLAN

43 (03)



SECOND FLOOR ELECTRICAL PLAN

Legend		Legend	
	100mm dia Ceiling Fan		Gypsum CODE
	CONSOLID CO		BAFFLE CEILING
	Apt Point		VENER CEILING
	15 A Plug Point		Gypsum CEILING
	3 A Plug Point		STRETCH CEILING
	Exhaust Fan		
	Switch Board		
	T.V. Board		
	Telephone Point		
	Net Connection		PROJECTOR
	Cable Connection		DATA CABLE
	Spot concealed COB		Pop Up Box
	Track Light		Suspended Light
	Surface Light		Pendant Light
	Puddle Light		

By Mr. PM (Bgg) BRC



GENERAL NOTES

- ALL DIMENSIONS ARE TO BE FINISHED SURF UNLESS SPECIFIED OTHERWISE.
- ALL FINISHES TO BE AS PER SPECIFICATION UNLESS SPECIFIED OTHERWISE.
- ALL WORK TO BE DONE IN ACCORDANCE WITH THE LATEST VERSIONS OF IS AND BSI STANDARDS.
- ALL WORK TO BE DONE IN ACCORDANCE WITH THE LATEST VERSIONS OF IS AND BSI STANDARDS.
- ALL WORK TO BE DONE IN ACCORDANCE WITH THE LATEST VERSIONS OF IS AND BSI STANDARDS.

SYMBOL	DESCRIPTION
	100mm dia ceiling fan
	CONSOLIDATED COB
	APPT POINT
	15A PLUG POINT
	3A PLUG POINT
	EXHAUST FAN
	SWITCH BOARD
	T.V. BOARD
	TELEPHONE POINT
	NET CONNECTION
	CABLE CONNECTION
	SPOT CONCEALED COB
	TRACK LIGHT
	SURFACE LIGHT
	PUDDLE LIGHT

CONSULTANTS

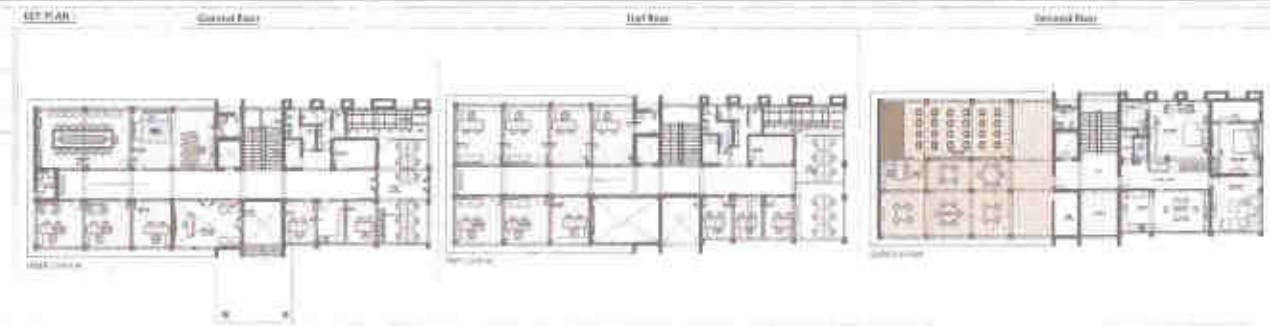
GENERAL CONSULTANT: **SRINIVASA DESIGN ASSOCIATES**

MEP CONSULTANT: **SRINIVASA DESIGN ASSOCIATES**

LABORATORY CONSULTANT: **SRINIVASA DESIGN ASSOCIATES**

INTERIOR DESIGN CONSULTANT: **SRINIVASA DESIGN ASSOCIATES**

PROJECT MANAGEMENT CONSULTANCY: **SRINIVASA DESIGN ASSOCIATES**

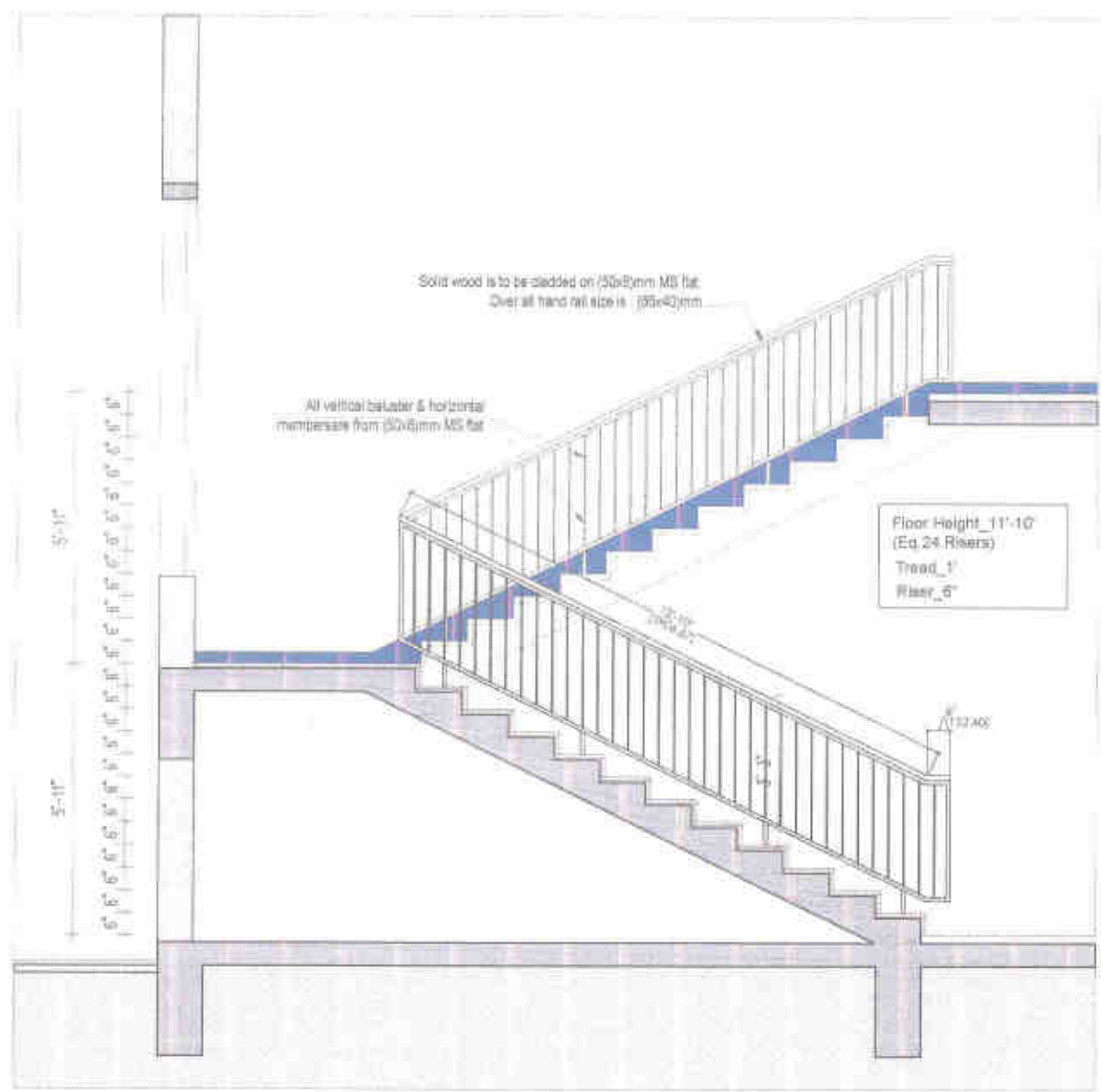


DATE: 09/08/2024	PROJECT: CPM ID WD 09
DESIGNER: PM (Bgg) BRC	CHECKED BY: PM (Bgg) BRC
DRAWING TITLE: SECOND FLOOR ELECTRICAL PLAN	SCALE: AS SHOWN
DRAWING NO: 09/08/2024	REVISION NO: 01

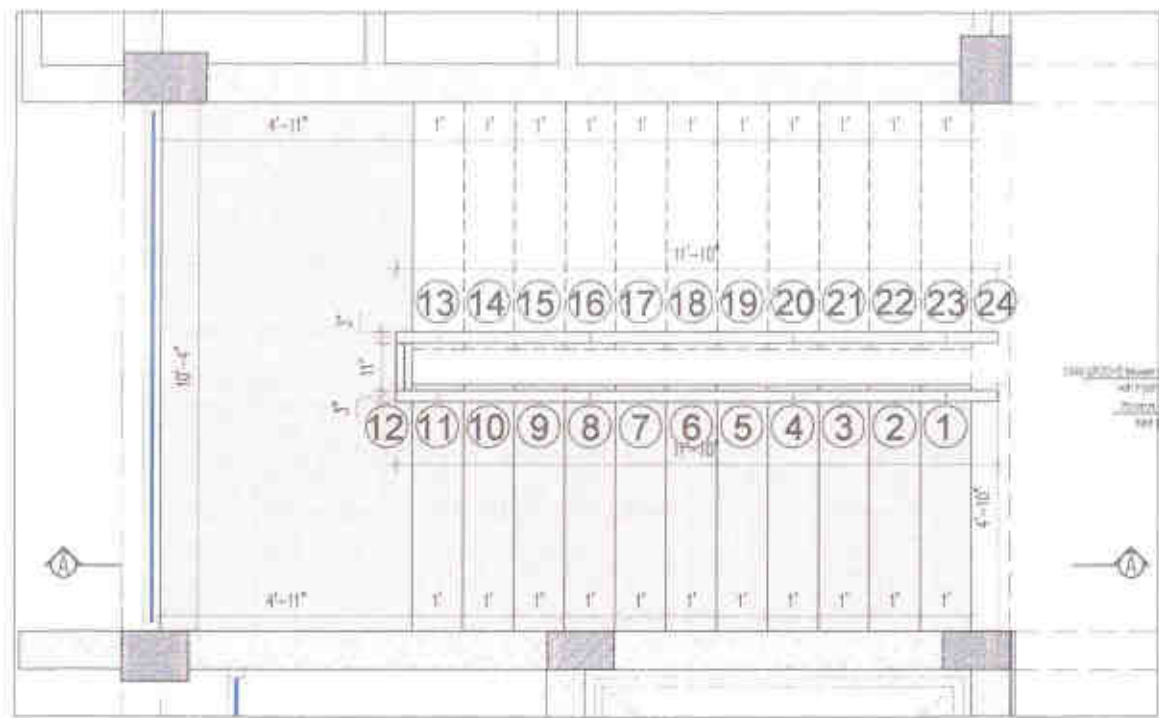
CPM ID WD 09

SECOND FLOOR ELECTRICAL PLAN

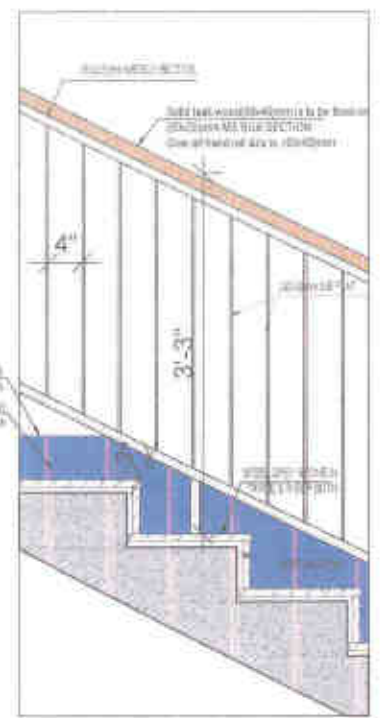
42 42



SECTION -A



PLAN



DETAIL

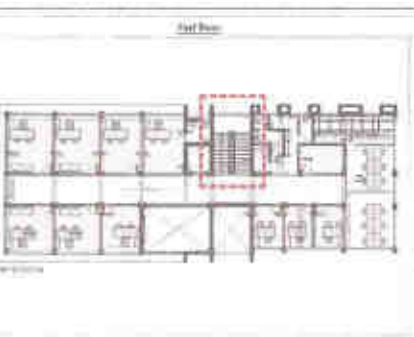
Handwritten signature: V. W. P. M. (B. S.) B. R.



GENERAL NOTES:
 1. ALL DIMENSIONS ARE TO FACE UNLESS OTHERWISE SPECIFIED.
 2. FINISHES TO BE AS SHOWN IN THE DRAWING.
 3. ALL WORK IS TO BE DONE IN ACCORDANCE WITH THE LATEST BUILDING REGULATIONS AND CODES.
 4. THE CONTRACTOR SHALL BE RESPONSIBLE FOR OBTAINING ALL NECESSARY PERMITS AND APPROVALS FROM THE RELEVANT AUTHORITIES.
 5. THE CONTRACTOR SHALL BE RESPONSIBLE FOR THE PROTECTION OF ALL EXISTING SERVICES AND STRUCTURES.
 6. ALL MATERIALS AND WORKMANSHIP SHALL BE SUBJECT TO INSPECTION AND APPROVAL BY THE ARCHITECT.
 7. THE CONTRACTOR SHALL BE RESPONSIBLE FOR THE PROTECTION OF ALL EXISTING SERVICES AND STRUCTURES.
 8. ALL MATERIALS AND WORKMANSHIP SHALL BE SUBJECT TO INSPECTION AND APPROVAL BY THE ARCHITECT.

NO.	REVISION	DATE	BY	APPROVED BY

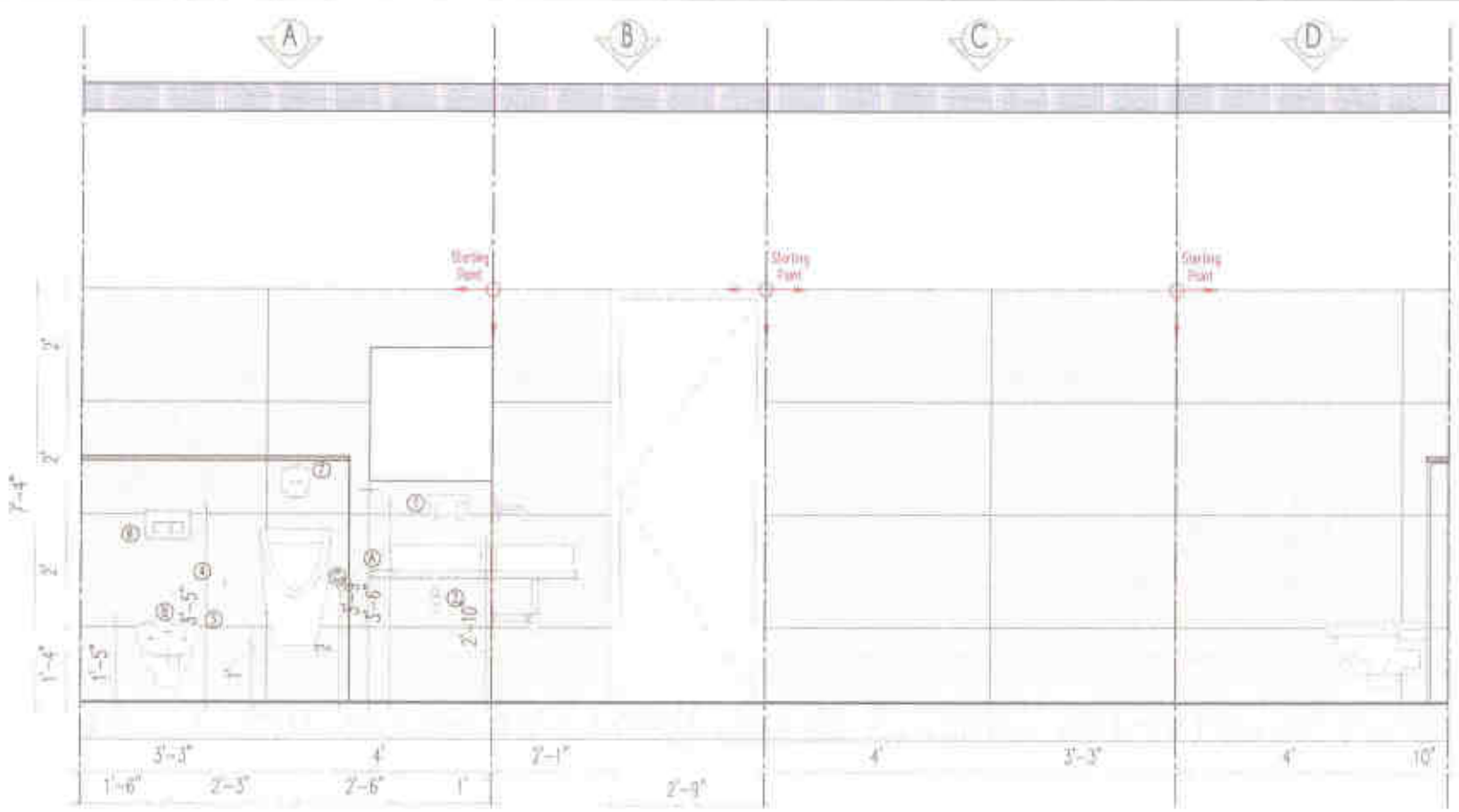
CONSULTANTS:
 STRUCTURAL CONSULTANT:
 MECHANICAL CONSULTANT:
 ELECTRICAL CONSULTANT:
 SANITARY CONSULTANT:
 CIVIL CONSULTANT:
 LANDSCAPE CONSULTANT:
 INTERIOR DESIGN CONSULTANT:
 PROJECT MANAGEMENT CONSULTANT:



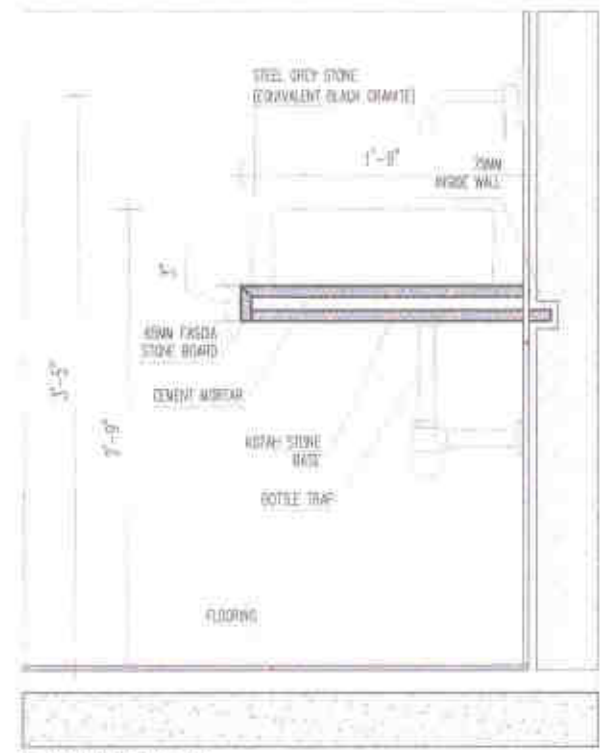
CLIENT: [Name]
PROJECT: [Name]
DATE: [Date]
SCALE: [Scale]
DESIGNED BY: [Name]
CHECKED BY: [Name]
DATE: [Date]

CPM_ID_WD_10
 STAIRCASE_RAILING_DETAIL

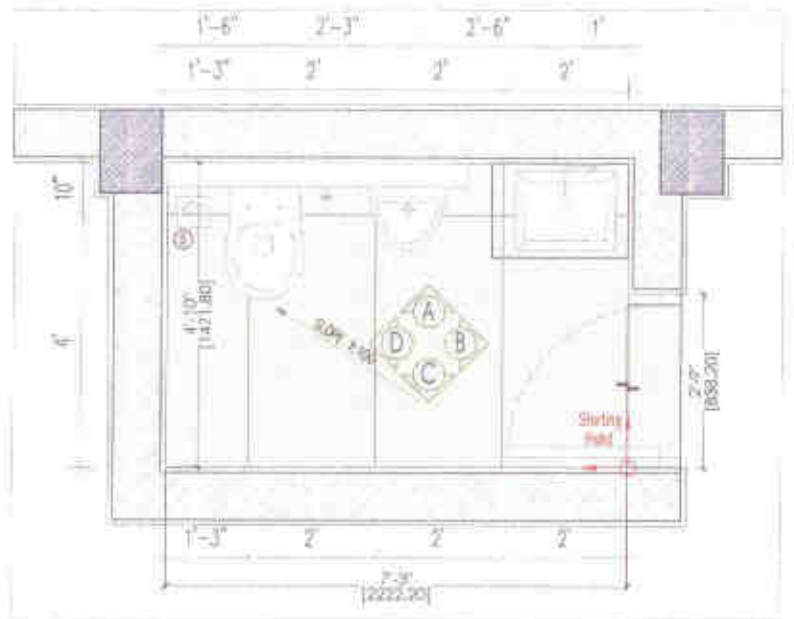




CONFERENCE ROOM ATT. BATHROOM ELEVATION



BASIN DETAIL



CONFERENCE ROOM ATT. BATHROOM PLAN

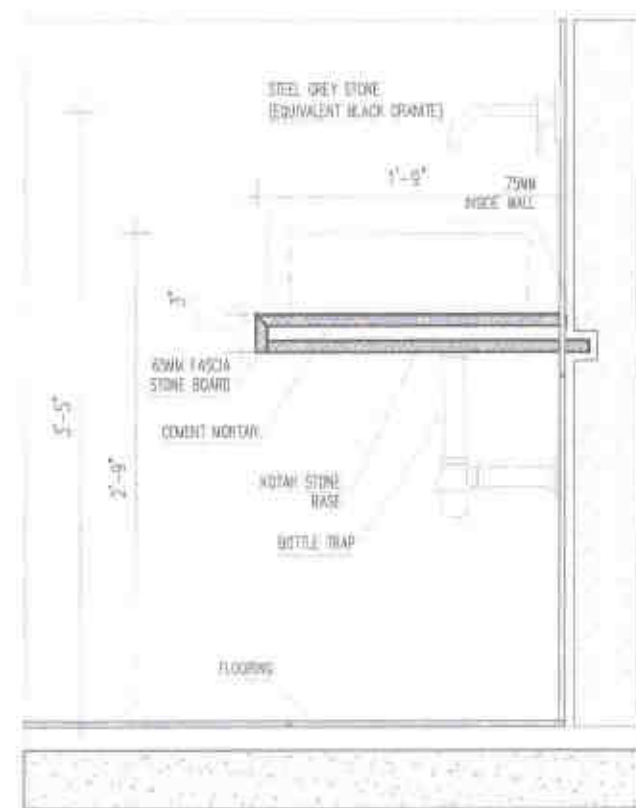
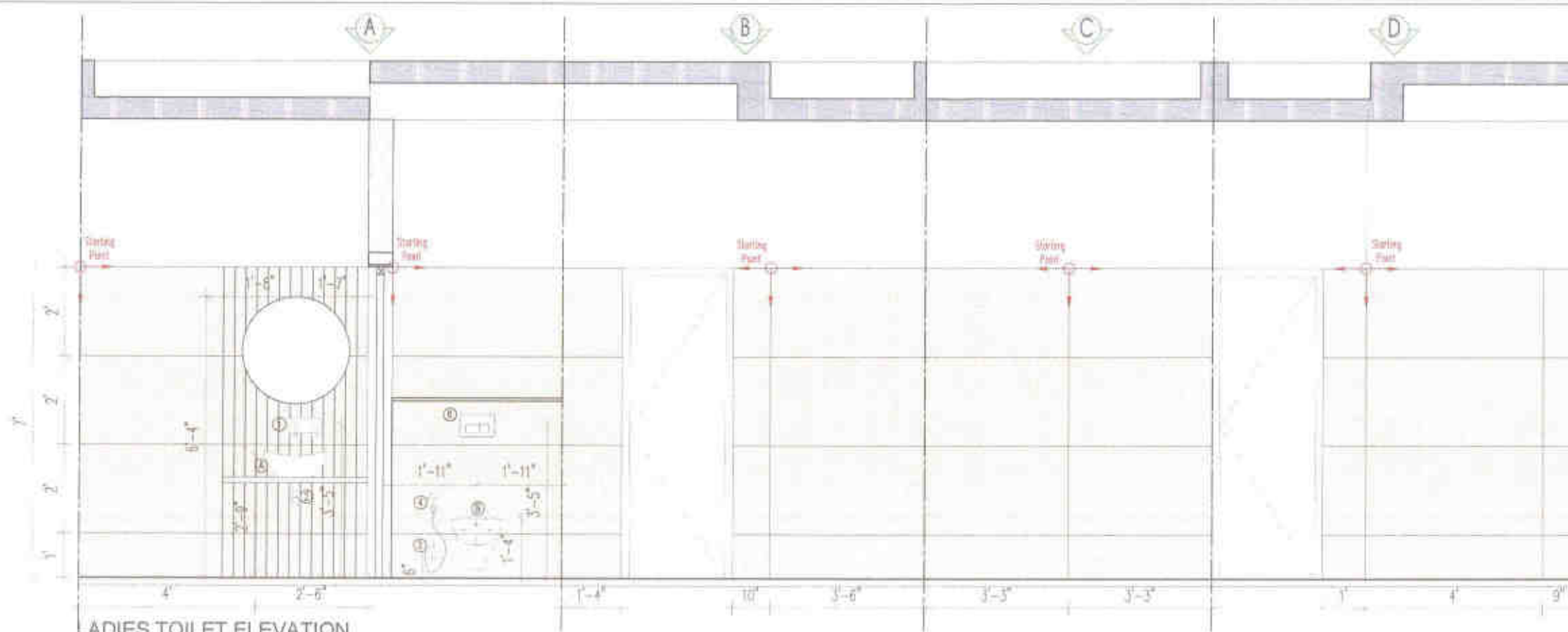
BATHROOM FIXTURES				
NO	DESCRIPTION	COMPANY NAME	MODEL/CODE	QTY
1	BASIN MIXTURE	JAJUAR	ARI-39441X	1
2	BOTTLE TRAP	JAJUAR	ALC-CHR-773ML100X125	1
3	TWO WAY BIG COCK	JAJUAR	ARI-39041	1
4	HEALTH FAUCET	JAJUAR	ALD-CHR-573	1
5	HAND TRAP	JAJUAR	-	1
6	FLUSH PLATE FOR WC	JAJUAR	JCP-CHR-352415	1
7	AUTOMATIC SENSOR FLUSH	JAJUAR	SNR-HTL-510B3	1

BATHROOM SANITARY WARE				
NO	DESCRIPTION	COMPANY NAME	MODEL/CODE	QTY
A	Wash basin TABLE TOP	JAJUAR	JCR SERIES JCR-WHT-25907H Size: 530x420x140mm	1
B	WC with soft close seat cover	JAJUAR	Continenta CMS-WHT-9615PF Soft close PF seat cover Size: 385x545x360mm	1
C	URINAL	JAJUAR	UPS-WHT-13253N URINAL (BACK INLET) WITH FIXING ACCESSORIES SET. SIZE: 385x125x635	1

Handwritten signature: V M P M C B D B R O

Acron Dewasya Design Associates
Architects & Urban designers
Surabaya

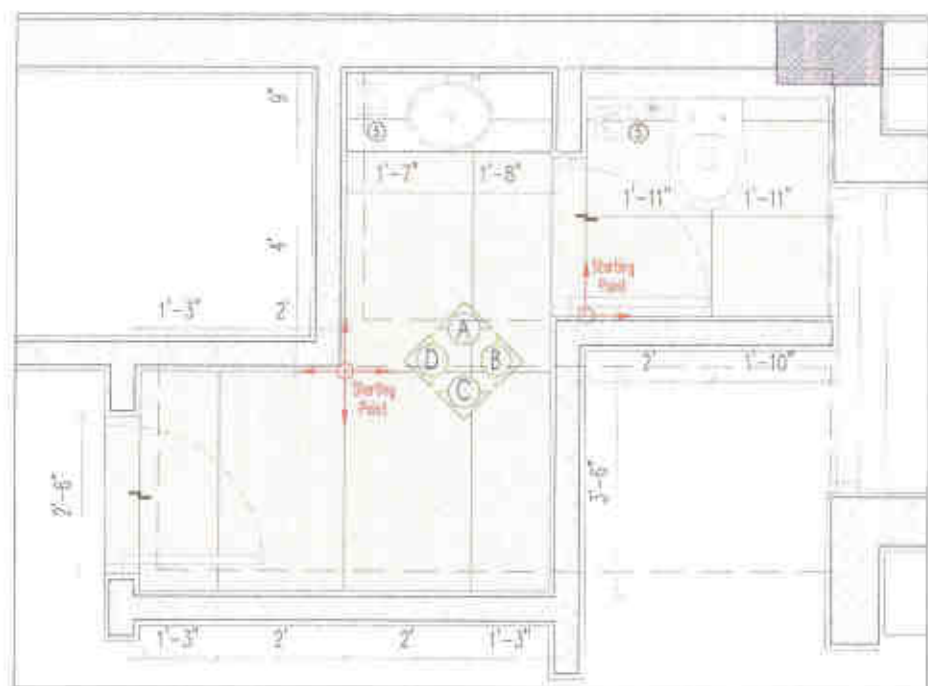
<p>REVISIONS:</p> <p>1. ALL DIMENSIONS ARE IN METERS UNLESS OTHERWISE SPECIFIED.</p> <p>2. ALL DIMENSIONS ARE TO FACE UNLESS OTHERWISE SPECIFIED.</p> <p>3. ALL DIMENSIONS ARE TO FACE UNLESS OTHERWISE SPECIFIED.</p> <p>4. ALL DIMENSIONS ARE TO FACE UNLESS OTHERWISE SPECIFIED.</p> <p>5. ALL DIMENSIONS ARE TO FACE UNLESS OTHERWISE SPECIFIED.</p> <p>6. ALL DIMENSIONS ARE TO FACE UNLESS OTHERWISE SPECIFIED.</p> <p>7. ALL DIMENSIONS ARE TO FACE UNLESS OTHERWISE SPECIFIED.</p> <p>8. ALL DIMENSIONS ARE TO FACE UNLESS OTHERWISE SPECIFIED.</p> <p>9. ALL DIMENSIONS ARE TO FACE UNLESS OTHERWISE SPECIFIED.</p> <p>10. ALL DIMENSIONS ARE TO FACE UNLESS OTHERWISE SPECIFIED.</p>	<p>LEGEND:</p> <p>1. WALL</p> <p>2. WINDOW</p> <p>3. DOOR</p> <p>4. FLOOR</p> <p>5. CEILING</p> <p>6. ROOF</p> <p>7. STAIR</p> <p>8. ELEVATOR</p> <p>9. RAMP</p> <p>10. BALCONY</p>	<p>CONVENTIONS:</p> <p>1. WALL CONSTRUCTION</p> <p>2. WINDOW CONSTRUCTION</p> <p>3. DOOR CONSTRUCTION</p> <p>4. FLOOR CONSTRUCTION</p> <p>5. CEILING CONSTRUCTION</p> <p>6. ROOF CONSTRUCTION</p> <p>7. STAIR CONSTRUCTION</p> <p>8. ELEVATOR CONSTRUCTION</p> <p>9. RAMP CONSTRUCTION</p> <p>10. BALCONY CONSTRUCTION</p>	<p>SECTION:</p> <p>1. Section 1-1</p> <p>2. Section 2-2</p> <p>3. Section 3-3</p>	<p>RELEASED FOR:</p> <p>NAME: _____</p> <p>DATE: _____</p> <p>PROJECT TITLE: _____</p> <p>DRAWING TITLE: _____</p> <p>DRAWING NUMBER: _____</p> <p>DRAWING SCALE: _____</p> <p>DRAWING BY: _____</p> <p>CHECKED BY: _____</p> <p>DATE: _____</p>	<p>PROJECT NO.:</p> <p>CPM_ID_WD_11</p> <p>CONFERENCE ROOM ATTACH TOILET</p>



BASIN DETAIL

BATHROOM FIXTURES				
NO.	DESCRIPTION	COMPANY NAME	MODEL/CODE	NOS.
1	BASIN MIXTURE	JAUAR	ARI-3844K	1
2	BOTTLE TRAP	JAUAR	ALC-CHR-773ML300025	1
3	TWO WAY BB COCK	JAUAR	ARI-3904I	1
4	HEALTH FAUCET	JAUAR	ALD-CHR-573	1
5	NANI TRAP	JAUAR	-	2
6	FLUSH PLATE FOR WC	JAUAR	JCP-CHR-3524I5	1

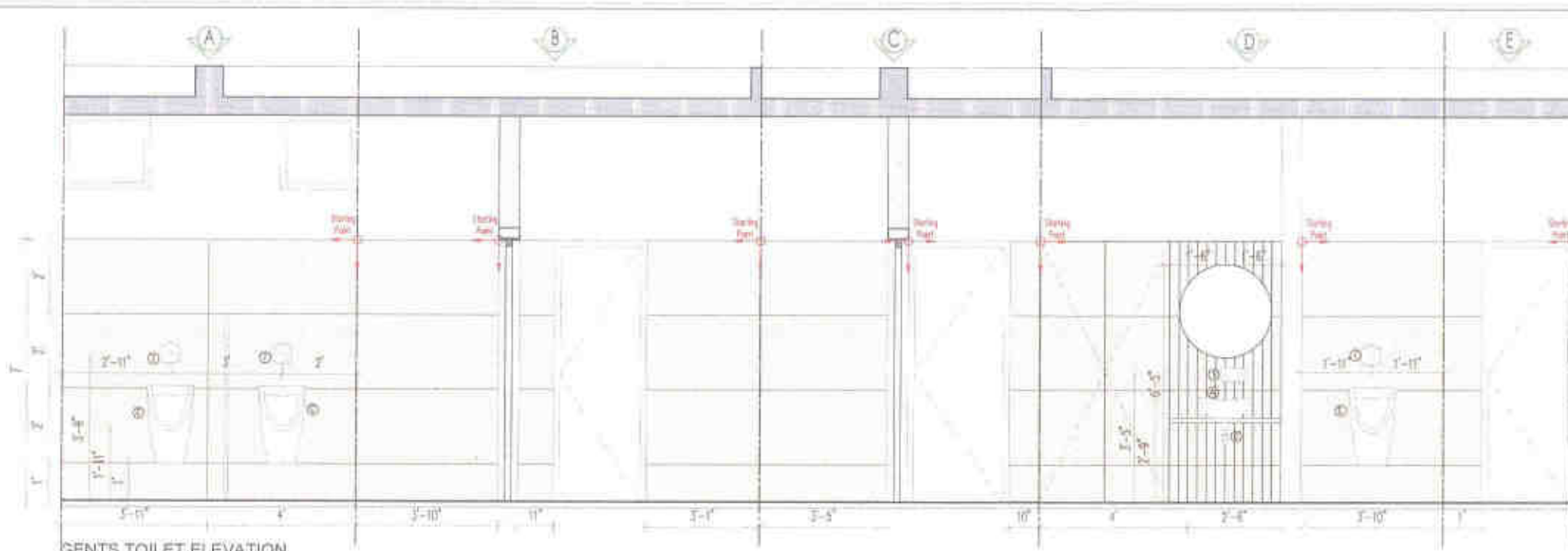
BATHROOM SANITARY WARE				
NO.	DESCRIPTION	COMPANY NAME	MODEL/CODE	NOS.
A	Wash basin TABLE TOP	JAUAR	CONTINENTAL CNS-WHT-903 Oval Shape Size: 425x340x175mm	1
B	WC with soft close seat cover	JAUAR	Continental CNS-WHT-961SPP Soft close FP seat cover Size: 365x345x360mm	1



LADIES TOILET PLAN

Handwritten signature and stamp:
 PM (B) PRO
 Astri Devasya Desain
 Arsitek
 PT. SURAJ
 Jl. ...

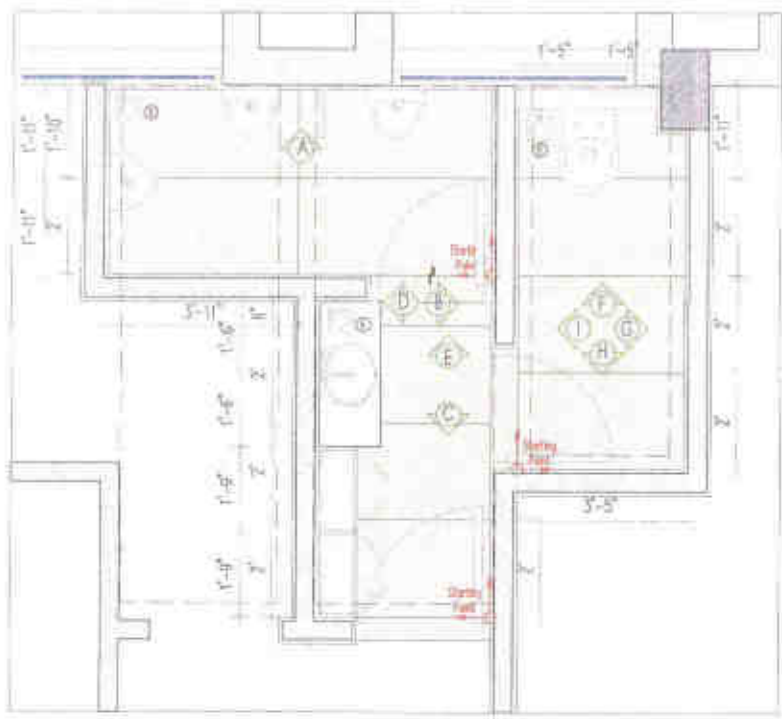
LEGENDA 1. ALL DIMENSIONS ARE IN METERS UNLESS OTHERWISE SPECIFIED. 2. ALL DIMENSIONS ARE TO FACE UNLESS OTHERWISE SPECIFIED. 3. ALL DIMENSIONS ARE TO FACE UNLESS OTHERWISE SPECIFIED. 4. ALL DIMENSIONS ARE TO FACE UNLESS OTHERWISE SPECIFIED. 5. ALL DIMENSIONS ARE TO FACE UNLESS OTHERWISE SPECIFIED. 6. ALL DIMENSIONS ARE TO FACE UNLESS OTHERWISE SPECIFIED. 7. ALL DIMENSIONS ARE TO FACE UNLESS OTHERWISE SPECIFIED. 8. ALL DIMENSIONS ARE TO FACE UNLESS OTHERWISE SPECIFIED. 9. ALL DIMENSIONS ARE TO FACE UNLESS OTHERWISE SPECIFIED. 10. ALL DIMENSIONS ARE TO FACE UNLESS OTHERWISE SPECIFIED.	REVISI NO. URAIAN 1. ... 2. ... 3. ...	CONSULTANT BIMBINGAN, CONSULTING MITI CONSULTING LABORATORIUM MANAJEMEN CONSULTING PROJEK MANAJEMEN CONSULTING	KEY PLAN Ground Floor 1st Floor 2nd Floor	[Key Plan Diagrams]	REVISION NO. URAIAN 1. ... 2. ... 3. ...	PROJECT NO. CPM_ID_WD_13 TITLE LADIES TOILET	SCALE 1:100 DATE ...	PROJECT NO. ... TITLE ...	PROJECT NO. ... TITLE ...



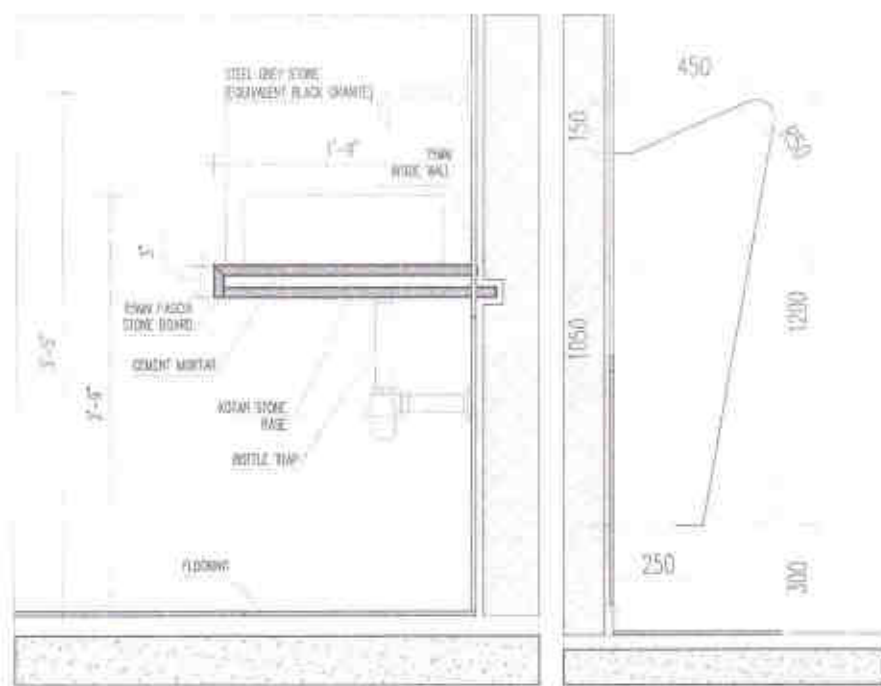
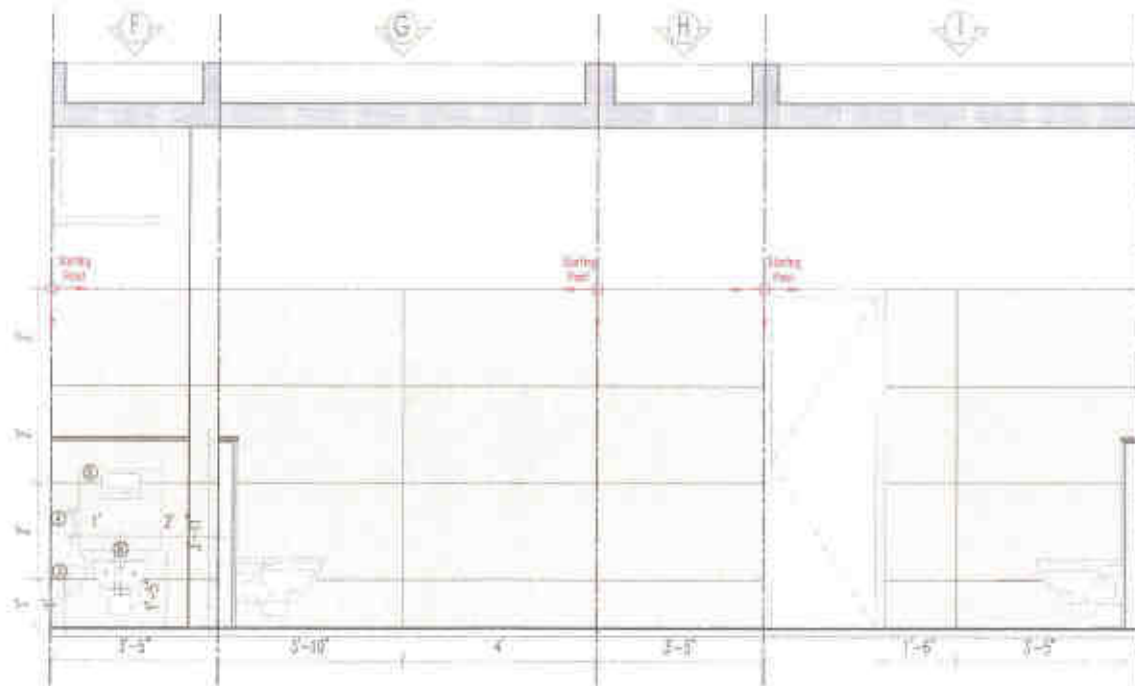
GENTS TOILET ELEVATION

BATHROOM FIXTURES				
NO.	DESCRIPTION	COMPANY NAME	MODEL / CODE	QTY
1	BASH MIXTURE	JAGUAR	WR-3841K	1
2	BOTTLE TRAP	JAGUAR	WLE-DRT-772M30D125	1
3	TWO WAY INI COOK	JAGUAR	WR-3804	1
4	HEALTH FAUCET	JAGUAR	AD-DIP-573	1
5	RAIN TRAP	JAGUAR	-	3
6	FLUSH PLATE FOR WC	JAGUAR	42P-DIP-32045	1
7	AUTOMATIC SENSOR FLUSH	JAGUAR	381-101-51083	3

BATHROOM SANITARY WARE				
NO.	DESCRIPTION	COMPANY NAME	MODEL / CODE	QTY
A	Wash basin TABLE TOP	JAGUAR	CONTINENTAL CNS-WIT-303 Oval Shape Size: 425x340x75mm	1
B	WC with soft close seat cover	JAGUAR	Continental CNS-WIT-3013FP Soft close lid and cover Size: 365x450x100mm	1
C	URINAL FOR GENTS TOILET	JAGUAR	URS-WIT-1225N URINAL (BACK MOUNT) WITH FRAMING ACCESSORIES SET SIZE: 365x125x430	3



GENTS TOILET PLAN



BASIN DETAIL

URINAL PARTITION DETAIL

Handwritten signature: *PM (Bugs) BRS*
 Professional stamp: **Mrs. Aeon Devasya Designers** Architectural & Interior Designers, Surat.

GENERAL NOTES

1. ALL DIMENSIONS ARE IN METERS UNLESS OTHERWISE SPECIFIED.
2. ALL DIMENSIONS ARE TO FACE UNLESS OTHERWISE SPECIFIED.
3. ALL DIMENSIONS ARE TO FACE UNLESS OTHERWISE SPECIFIED.
4. ALL DIMENSIONS ARE TO FACE UNLESS OTHERWISE SPECIFIED.
5. ALL DIMENSIONS ARE TO FACE UNLESS OTHERWISE SPECIFIED.
6. ALL DIMENSIONS ARE TO FACE UNLESS OTHERWISE SPECIFIED.
7. ALL DIMENSIONS ARE TO FACE UNLESS OTHERWISE SPECIFIED.
8. ALL DIMENSIONS ARE TO FACE UNLESS OTHERWISE SPECIFIED.
9. ALL DIMENSIONS ARE TO FACE UNLESS OTHERWISE SPECIFIED.
10. ALL DIMENSIONS ARE TO FACE UNLESS OTHERWISE SPECIFIED.

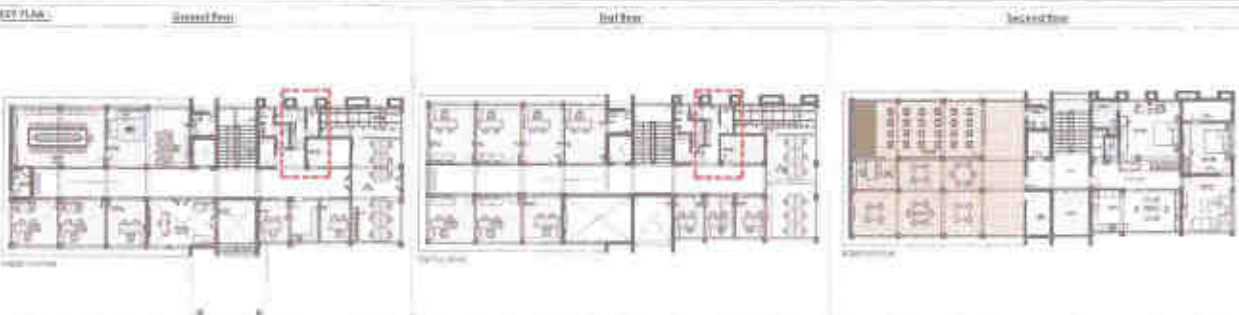
SYMBOL	SPECIFICATION	SYMBOL	SPECIFICATION
(Symbol)	CONCRETE FLOOR	(Symbol)	CONCRETE FLOOR
(Symbol)	CONCRETE FLOOR	(Symbol)	CONCRETE FLOOR
(Symbol)	CONCRETE FLOOR	(Symbol)	CONCRETE FLOOR

COMMENTS

FUNCTIONAL COMMENTS:

MEASUREMENT COMMENTS:

PROJECT MANAGER/CONSULTANT:

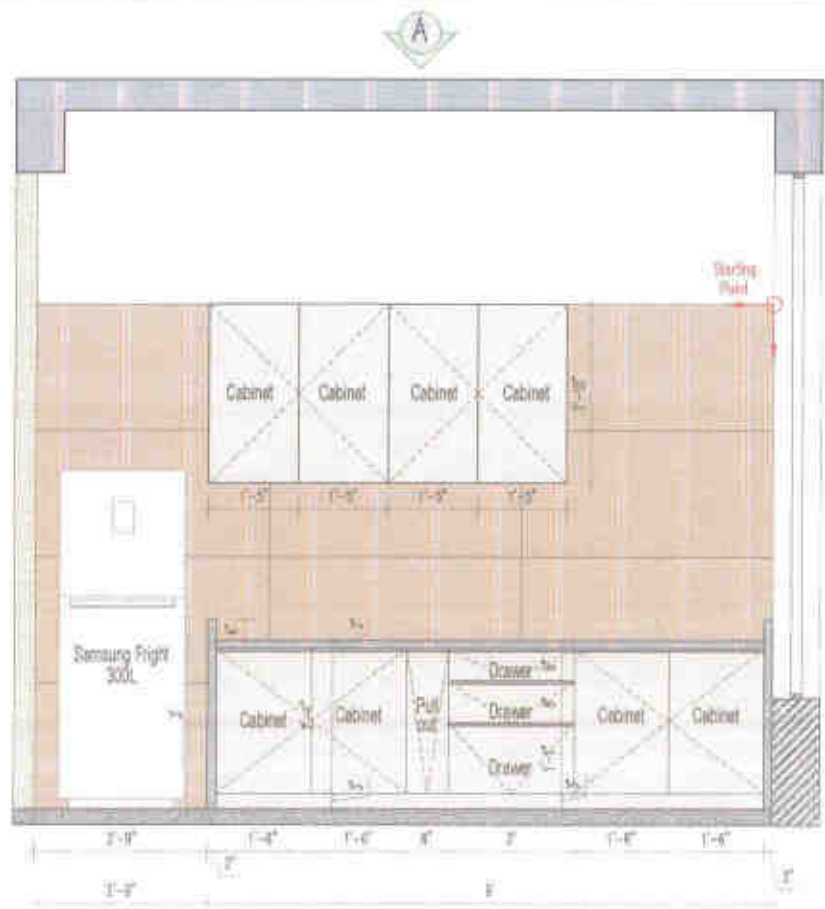


NO.	DESCRIPTION	DATE	BY	CHECKED BY
1	ISSUE FOR PERMIT			
2	ISSUE FOR PERMIT			
3	ISSUE FOR PERMIT			
4	ISSUE FOR PERMIT			
5	ISSUE FOR PERMIT			

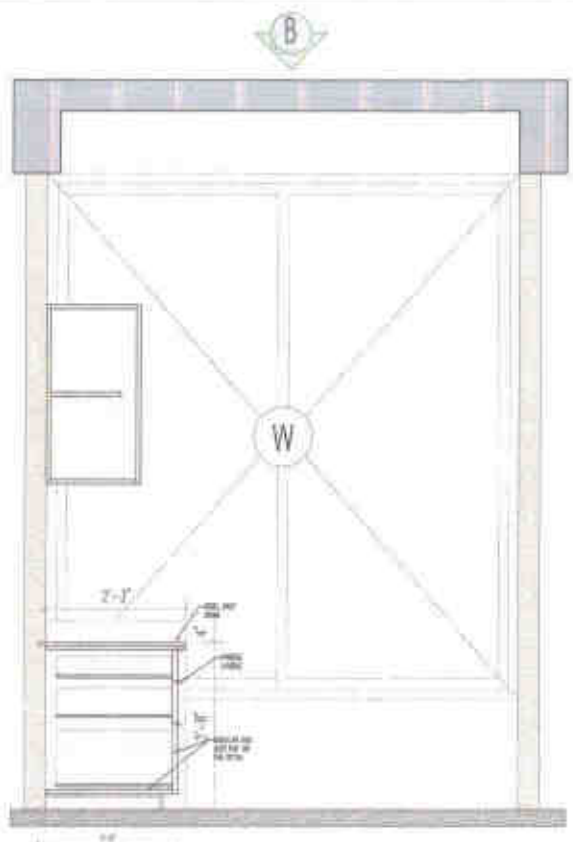
CPM_ID_WD_14
GENTS TOILET

ada ARCHITECTURAL DESIGN ASSOCIATES


100, The City, 380001, Surat, Gujarat, India
 Phone: +91 79 2555 1111
 Fax: +91 79 2555 1112
 Email: info@adadesigners.com



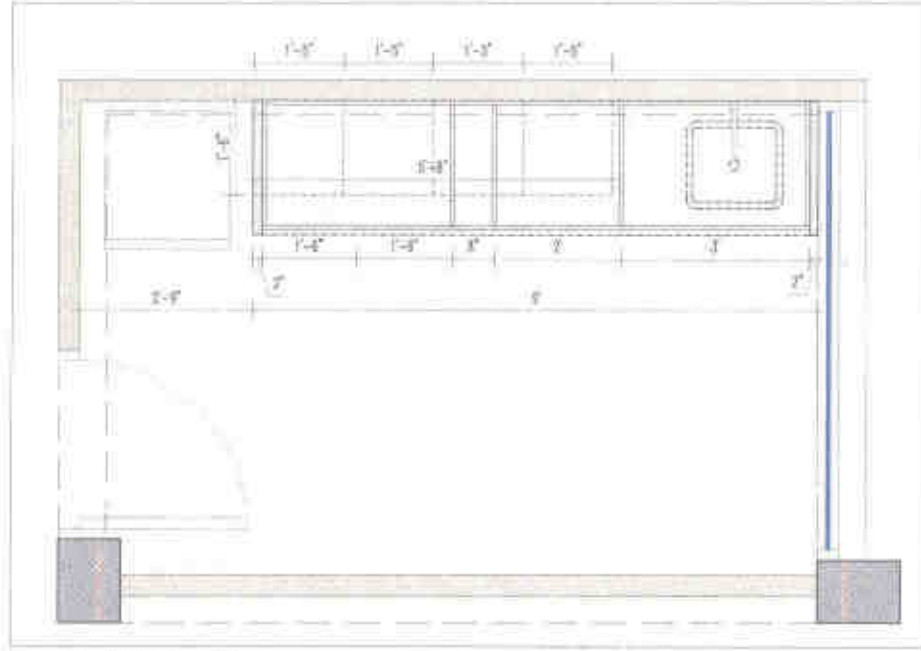
SECTION - A



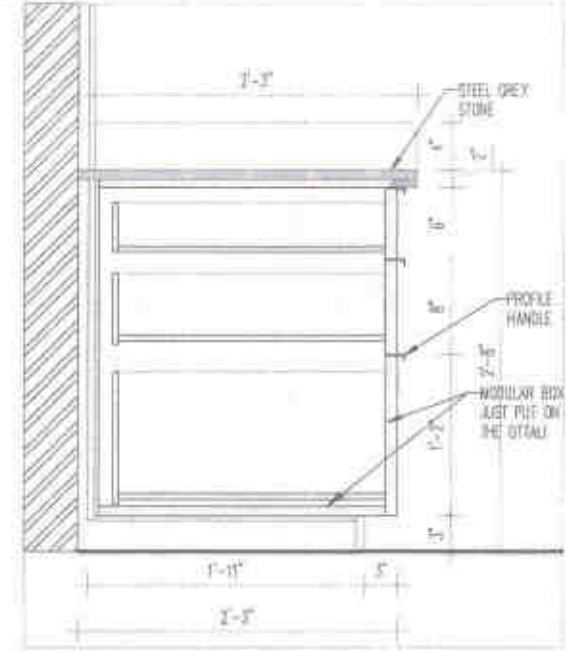
SECTION - B



SECTION - C



PANTRY PLAN



PLATFORM DETAIL

PM (Signature) AOR (Signature)
 Aakanksha
 Aakanksha Design Associates
 Architects & Urban designers
 Mrs. Aakanksha Suraj

GENERAL NOTES

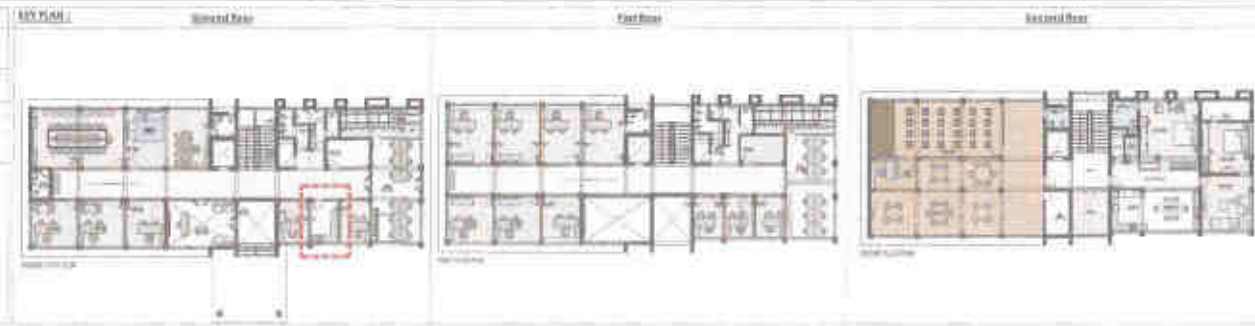
- ALL DIMENSIONS ARE TO BE UNLESS OTHERWISE SPECIFIED.
- ALL FINISHES ARE TO BE AS SHOWN.
- ALL WORK SHALL BE DONE IN ACCORDANCE WITH THE SPECIFICATIONS AND STANDARDS OF THE INDUSTRY.
- ALL WORK SHALL BE DONE IN ACCORDANCE WITH THE SPECIFICATIONS AND STANDARDS OF THE INDUSTRY.
- ALL WORK SHALL BE DONE IN ACCORDANCE WITH THE SPECIFICATIONS AND STANDARDS OF THE INDUSTRY.

NO.	DESCRIPTION	UNIT	QUANTITY
1	CEILING WITH GYPSUM BOARD	SQ. FT.	
2	WALL WITH GYPSUM BOARD	SQ. FT.	
3	FLOOR WITH POLISHED CONCRETE	SQ. FT.	
4	DOOR	NO.	
5	WINDOW	NO.	
6	CABINET	SQ. FT.	
7	DRAWER	SQ. FT.	
8	PULL OUT	NO.	
9	FRIDGE	NO.	
10	SINK	NO.	

COMMENTS

REVISIONS:

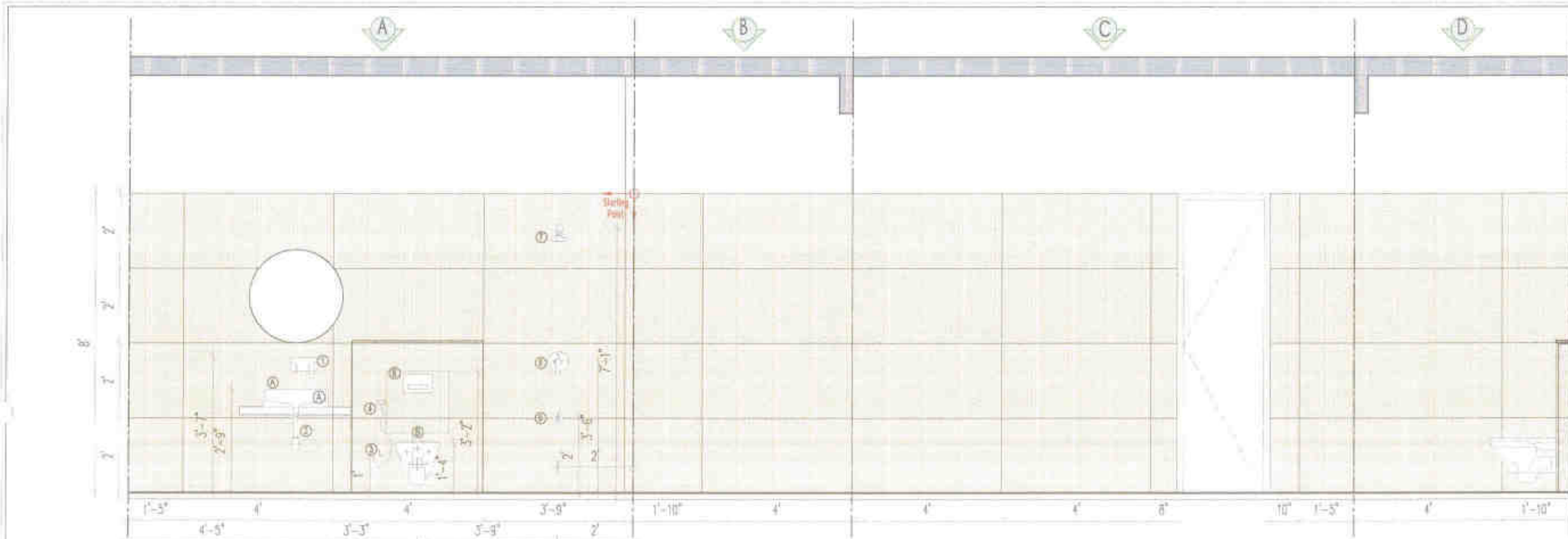
DATE: 15/08/2024



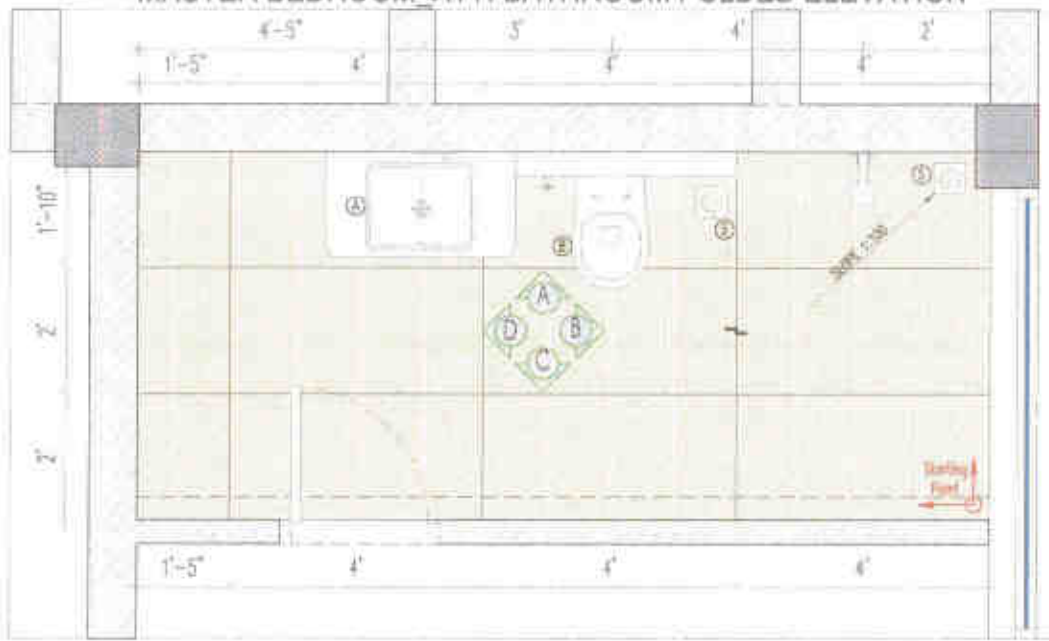
PROJECT NAME	CPM ID WD 15
CLIENT	
DESIGNER	
DRAWING DATE	
DRAWING SCALE	
CHECKED BY	
DRAWING NO.	

CPM_ID_WD_15
 PANTRY DETAIL

ada
 Aakanksha Design Associates
 Architects & Urban designers
 Mrs. Aakanksha Suraj



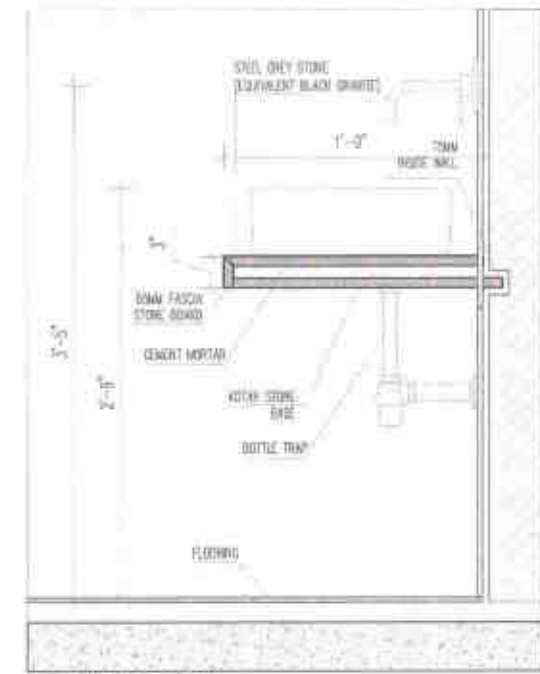
MASTER BEDROOM ATT. BATHROOM FOLDED ELEVATION



MASTER BEDROOM ATT. BATHROOM PLAN

BATHROOM SANITARY WARE				
NO.	DESCRIPTION	COMPANY NAME	MODEL / CODE	NOS.
A	Wash basin TABLE TOP	JAQUAR	JCR SERIES JCR-WHT-25807N Size: 530x420x140mm	1
B	WC with soft close seat cover	JAQUAR	Continental QNS-WHT-3615PP Soft close PF seat cover Size: 355x455x160mm	1

BATHROOM FIXTURES				
NO.	DESCRIPTION	COMPANY NAME	MODEL / CODE	NOS.
1	BASIN MIXTURE	JAQUAR	AR-38441R	1
2	BOTTLE TRAP	JAQUAR	ALC-CHR-773ML300X125	1
3	TWO WAY BID COCK	JAQUAR	AR-3804I	1
4	HEALTH FAUCET	JAQUAR	ALD-CHR-S73	1
5	NANI TRAP	JAQUAR		2
6	FLUSH PLATE FOR WC	JAQUAR	JCP-CHR-352415	1
7	SHOWER	JAQUAR	OHS-35495	1
8	DIVERTOR	JAQUAR	KUP-CHR-35079NPM	1
8	SPOUT	JAQUAR	SPJ-35428PM	1



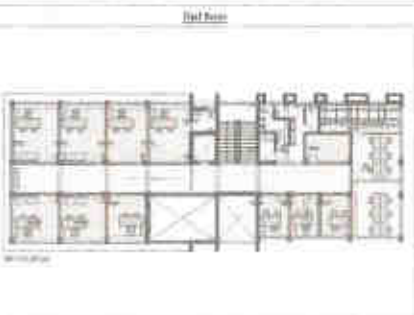
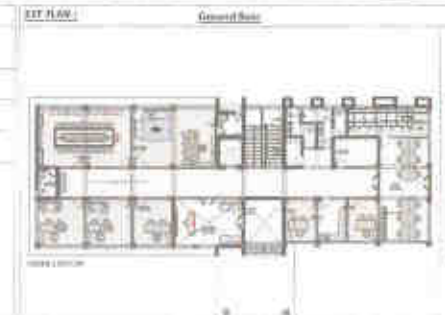
BASIN DETAIL

Yuh pm (Bog) Por e
skwell
 Ane Darysya Design Associates
 Architects & Urban designers
 Sinar

GENERAL NOTE
 1. ALL DIMENSIONS ARE TO FACE UNLESS OTHERWISE SPECIFIED.
 2. ALL FINISHES ARE TO BE AS SHOWN IN THE SCHEDULE.
 3. ALL WORK SHALL BE IN ACCORDANCE WITH THE SCHEDULE.
 4. ALL WORK SHALL BE IN ACCORDANCE WITH THE SCHEDULE.
 5. ALL WORK SHALL BE IN ACCORDANCE WITH THE SCHEDULE.
 6. ALL WORK SHALL BE IN ACCORDANCE WITH THE SCHEDULE.
 7. ALL WORK SHALL BE IN ACCORDANCE WITH THE SCHEDULE.
 8. ALL WORK SHALL BE IN ACCORDANCE WITH THE SCHEDULE.

SYMBOL	SPECIFICATION	ANALOG	SPECIFICATION
[Symbol]	CONCRETE REINFORCEMENT		
[Symbol]	STEEL REINFORCEMENT		
[Symbol]	INSULATION		

CONSULTANTS
 STRUCTURAL CONSULTANT:
 MECH CONSULTANT:
 ELECTRICAL CONSULTANT:
 CIVIL CONSULTANT:
 PROJECT MANAGEMENT CONSULTANT:

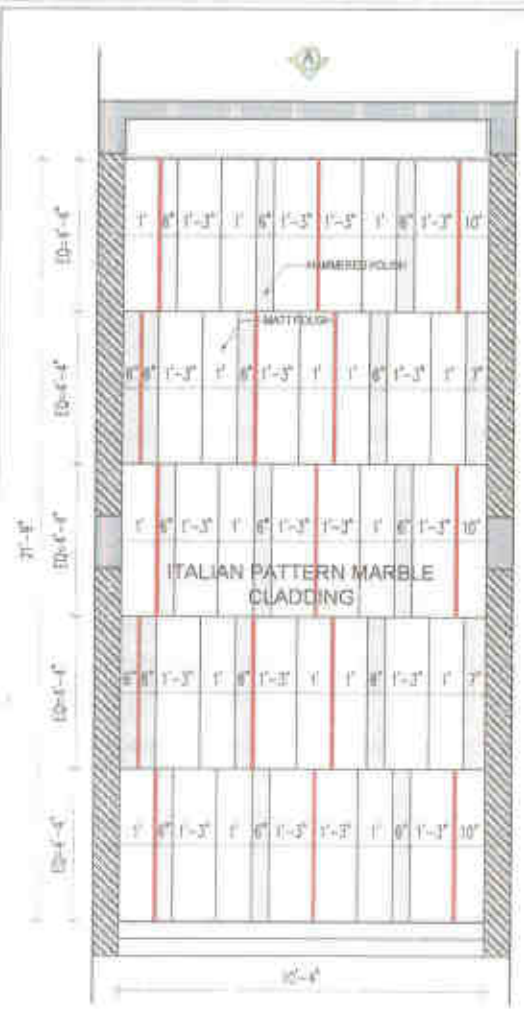


REVISION	DATE	DESCRIPTION
1		
2		
3		
4		
5		
6		
7		
8		


CPM_ID_WD_19
 MASTER BEDROOM BATHROOM

ada
 ARCHITECTS & URBAN DESIGNERS

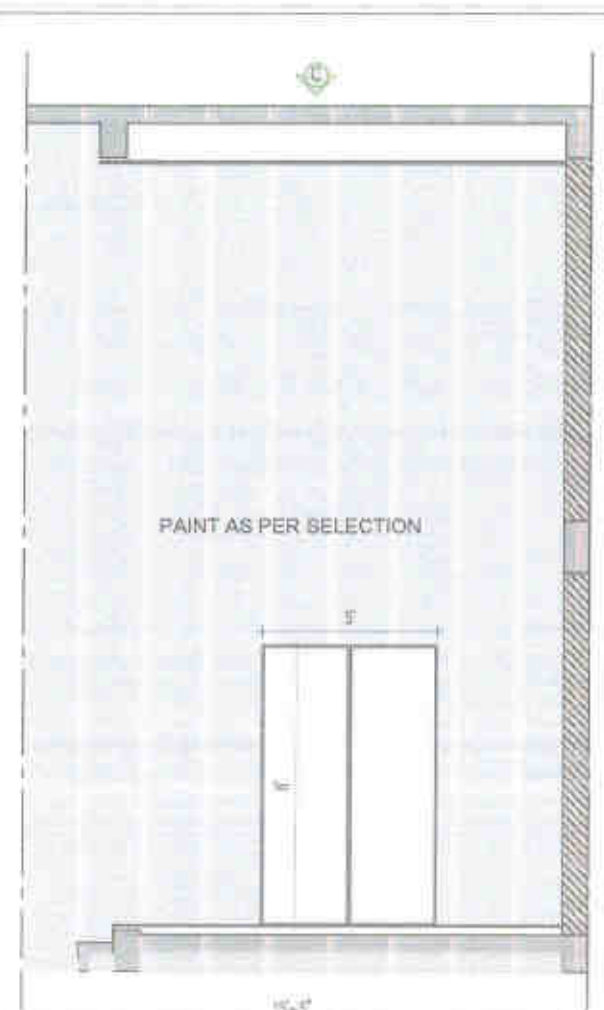
CHICAGO, IL



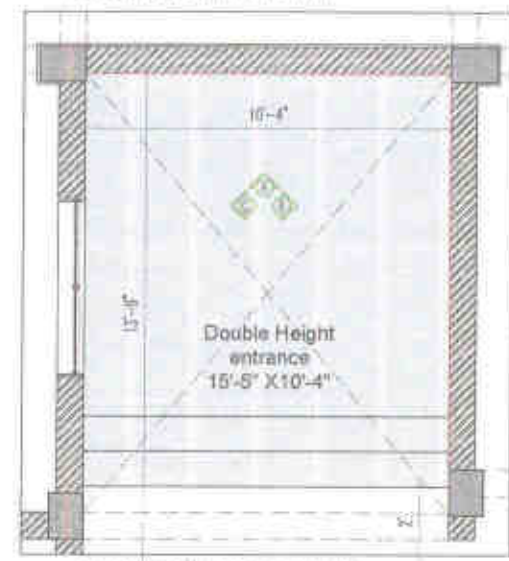
FLODED ELEVATION A



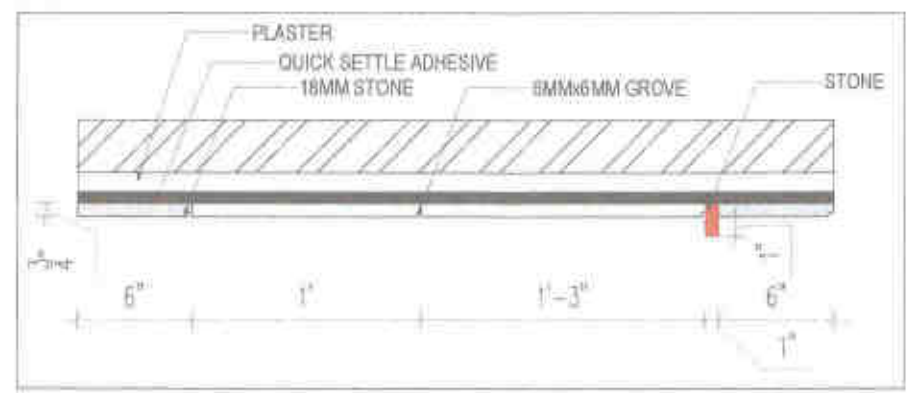
FLODED ELEVATION B



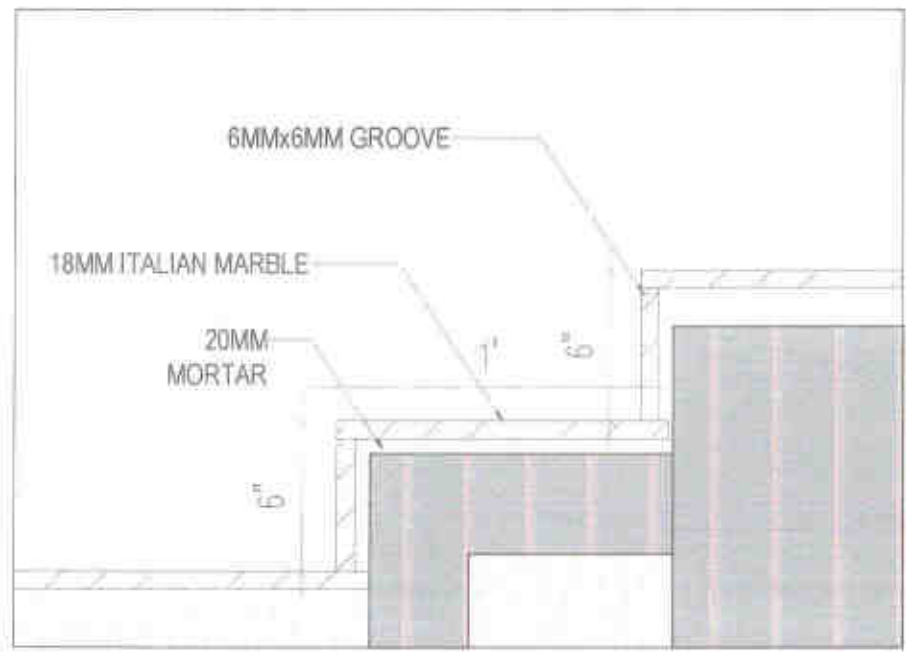
FLODED ELEVATION C



MAIN ENTRANCE PLAN



DETAIL A



DETAIL B

Handwritten signature: AM (CPD) ARC



GENERAL NOTE
 1. ALL DIMENSIONS ARE TO FACE UNLESS SPECIFIED OTHERWISE.
 2. ALL DIMENSIONS ARE IN METERS.
 3. ALL DIMENSIONS ARE TO FACE UNLESS SPECIFIED OTHERWISE.
 4. ALL DIMENSIONS ARE TO FACE UNLESS SPECIFIED OTHERWISE.
 5. ALL DIMENSIONS ARE TO FACE UNLESS SPECIFIED OTHERWISE.
 6. ALL DIMENSIONS ARE TO FACE UNLESS SPECIFIED OTHERWISE.
 7. ALL DIMENSIONS ARE TO FACE UNLESS SPECIFIED OTHERWISE.
 8. ALL DIMENSIONS ARE TO FACE UNLESS SPECIFIED OTHERWISE.
 9. ALL DIMENSIONS ARE TO FACE UNLESS SPECIFIED OTHERWISE.
 10. ALL DIMENSIONS ARE TO FACE UNLESS SPECIFIED OTHERWISE.

SYMBOL	SPECIFICATION	REMARK	SPECIFICATION
(Symbol)	CONCRETE		
(Symbol)	BRICK		
(Symbol)	PLASTER		
(Symbol)	PAINT		

CONTRACTOR	STRUCTURAL CONSULTANT	METAL CONSULTANT	MECHANICAL CONSULTANT	ELECTRICAL CONSULTANT	WATER SUPPLY CONSULTANT	SEWERAGE CONSULTANT	LANDSCAPE CONSULTANT	INTERIOR CONSULTANT	EXTERIOR CONSULTANT	VEGETATION CONSULTANT	PROJECT MANAGER CONSULTANT

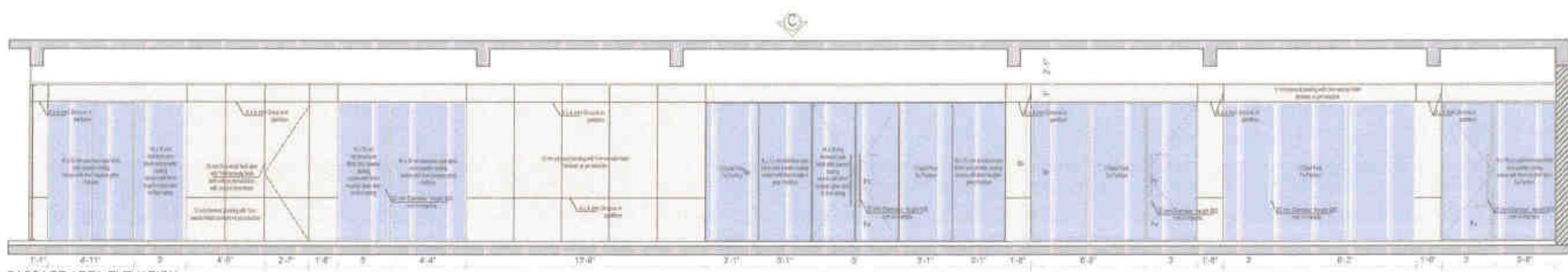


DATE: 10/10/2020	SCALE: 1:50	PROJECT NO: 2020/01	CLIENT: M/s. ABC
DRAWN BY: A.D.	CHECKED BY: A.D.	DATE: 10/10/2020	SCALE: 1:50

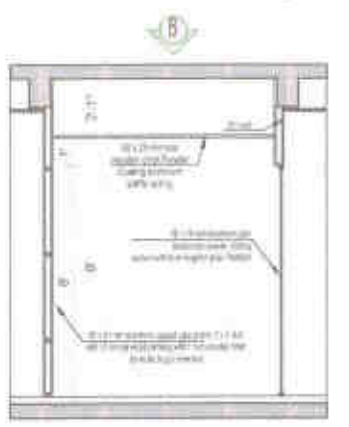
CPM ID_WD_20
 MAIN ENTRY FEATURE WALL

adda
 Architects & Urban designers

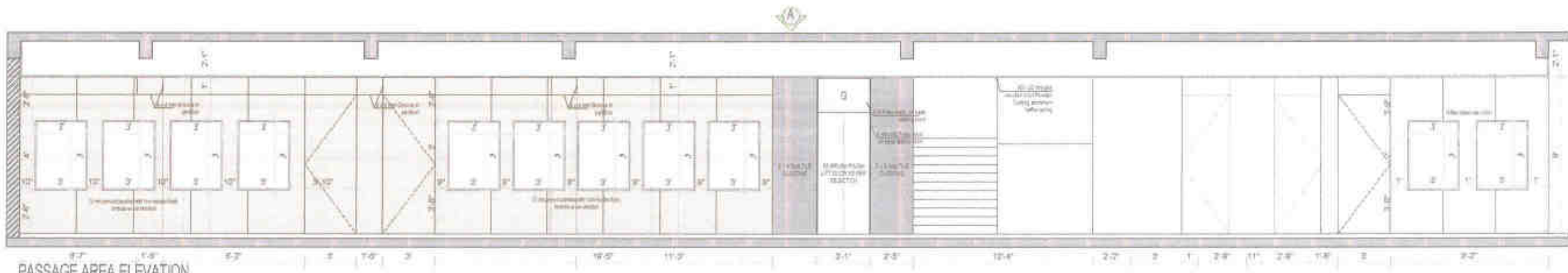
30/30



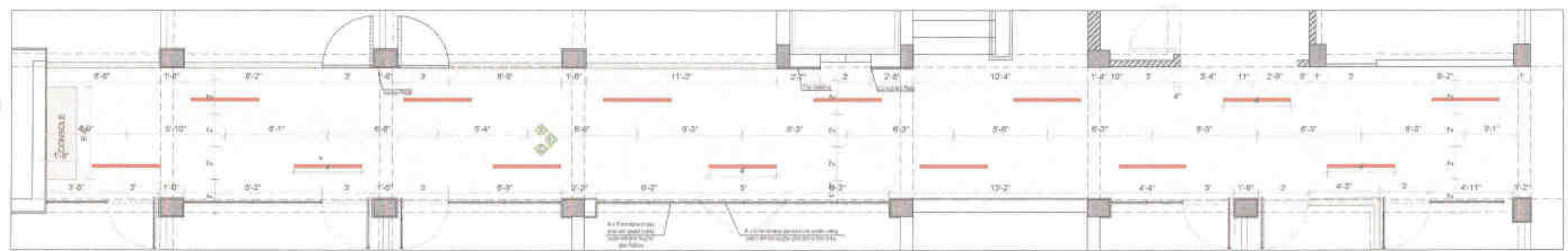
PASSAGE AREA ELEVATION



PASSAGE AREA ELEVATION



PASSAGE AREA ELEVATION



PASSAGE AREA PLAN

Handwritten signature and initials: Y. W. P. M. (D. P. P. R. O.)



GENERAL NOTES

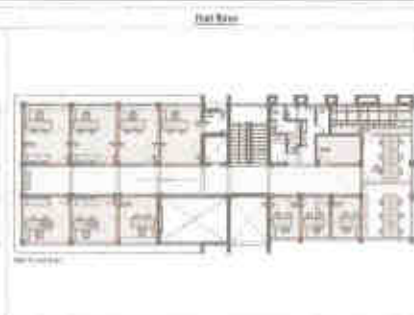

1. ALL DIMENSIONS ARE IN METERS UNLESS OTHERWISE SPECIFIED.
2. ALL DIMENSIONS ARE TO FACE UNLESS OTHERWISE SPECIFIED.
3. ALL DIMENSIONS ARE TO FACE UNLESS OTHERWISE SPECIFIED.
4. ALL DIMENSIONS ARE TO FACE UNLESS OTHERWISE SPECIFIED.

LEGEND

SYMBOL	DESCRIPTION
[Symbol]	CONCRETE
[Symbol]	STEEL
[Symbol]	GLASS
[Symbol]	WOOD

CONSULTANTS

STRUCTURAL CONSULTANT	
M/E CONSULTANT	
LANDSCAPE CONSULTANT	
BREEZE RATING CONSULTANT	
PROJECT MANAGEMENT CONSULTANT	



RELEASED TO: [Name]

DATE: [Date]

PROJECT TITLE: [Title]

DRAWING TITLE: [Title]

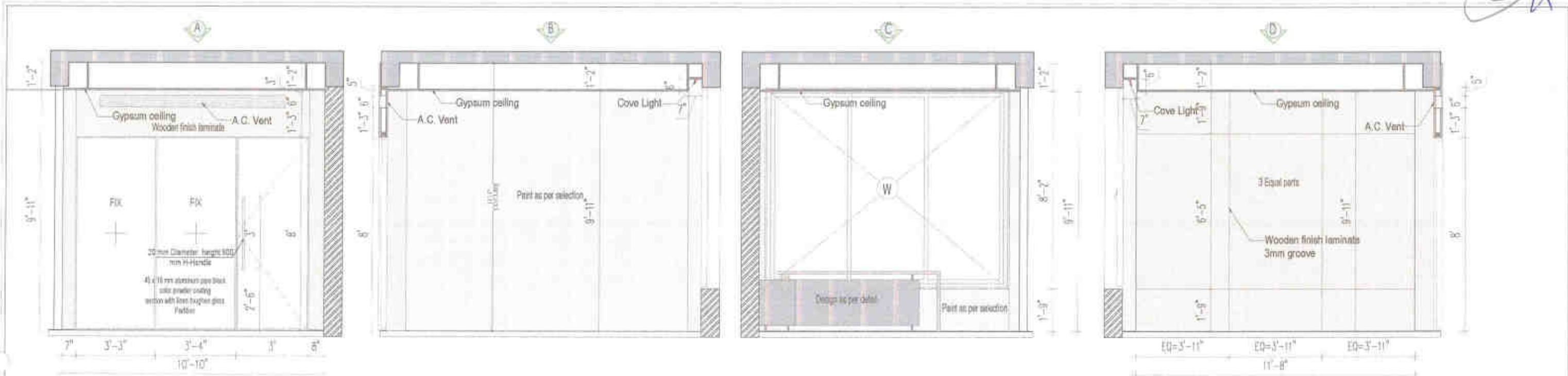
DRAWING SCALE: [Scale]

CHECKED BY: [Name]

CPM_ID_WD_22
PASSAGE_GROUND_FLOOR_DETAIL

ada
 Architects & Urban designers

2029

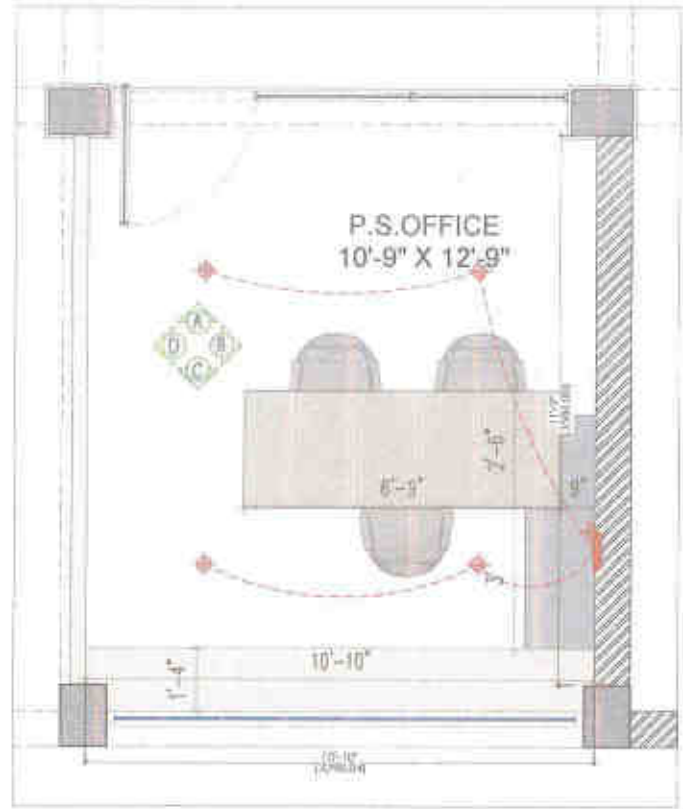


SECTION A

SECTION B

SECTION C

SECTION D



P.S. OFFICE PLAN

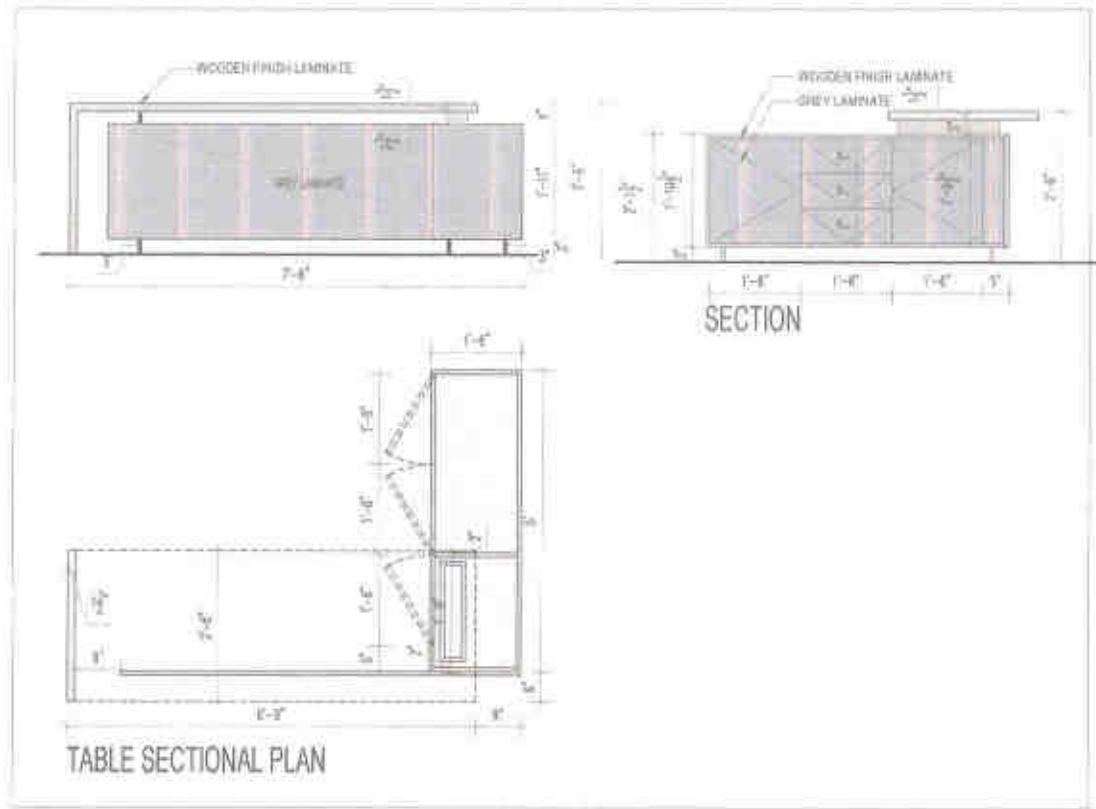
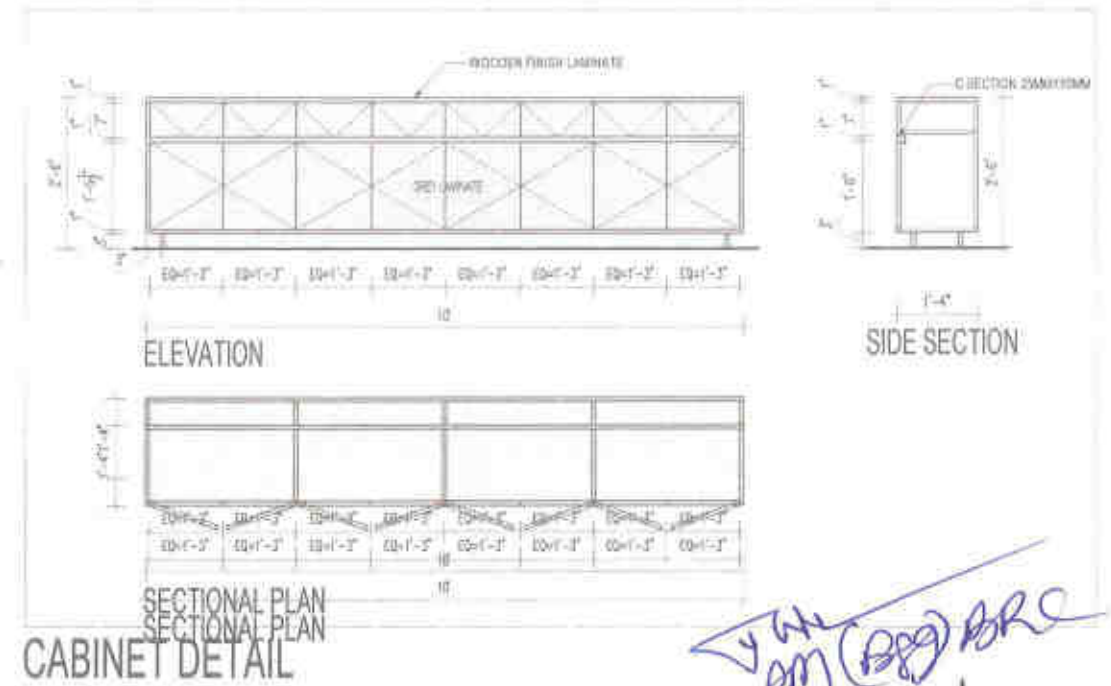


TABLE DETAIL



CABINET DETAIL

Handwritten signature and initials



GENERAL NOTE
 1. ALL DIMENSIONS TO BE READ AND NOT REVERSED
 2. ALL DIMENSIONS TO BE READ AND NOT REVERSED
 3. ALL DIMENSIONS TO BE READ AND NOT REVERSED
 4. ALL DIMENSIONS TO BE READ AND NOT REVERSED
 5. ALL DIMENSIONS TO BE READ AND NOT REVERSED
 6. ALL DIMENSIONS TO BE READ AND NOT REVERSED
 7. ALL DIMENSIONS TO BE READ AND NOT REVERSED
 8. ALL DIMENSIONS TO BE READ AND NOT REVERSED
 9. ALL DIMENSIONS TO BE READ AND NOT REVERSED
 10. ALL DIMENSIONS TO BE READ AND NOT REVERSED

NO.	REVISION	DATE	BY	CHKD.

CONSIDERATIONS
 1. STRUCTURAL CONSIDERATIONS
 2. MECH. CONSIDERATIONS
 3. ELECTRICAL CONSIDERATIONS
 4. PLUMBING CONSIDERATIONS
 5. FIRE SAFETY CONSIDERATIONS
 6. ENVIRONMENTAL CONSIDERATIONS
 7. ACCESSIBILITY CONSIDERATIONS
 8. SUSTAINABILITY CONSIDERATIONS
 9. COST MANAGEMENT CONSIDERATIONS
 10. USER EXPERIENCE CONSIDERATIONS

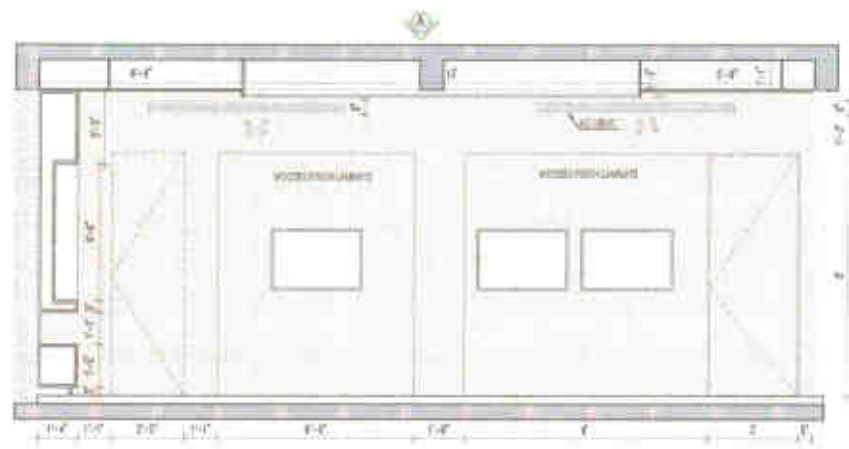


DESIGNER:	PROJECT NO.:	DATE:
DRAWN BY:	SCALE:	REVISION NO.:
CHECKED BY:	DATE:	PROJECT NO.:

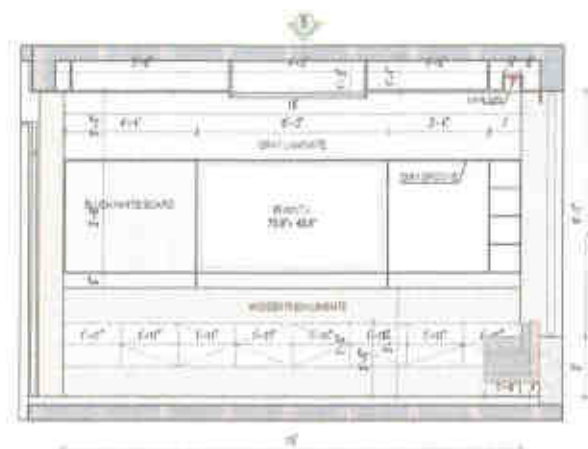
CPM_ID_WD_23
 PS OFFICE DETAIL



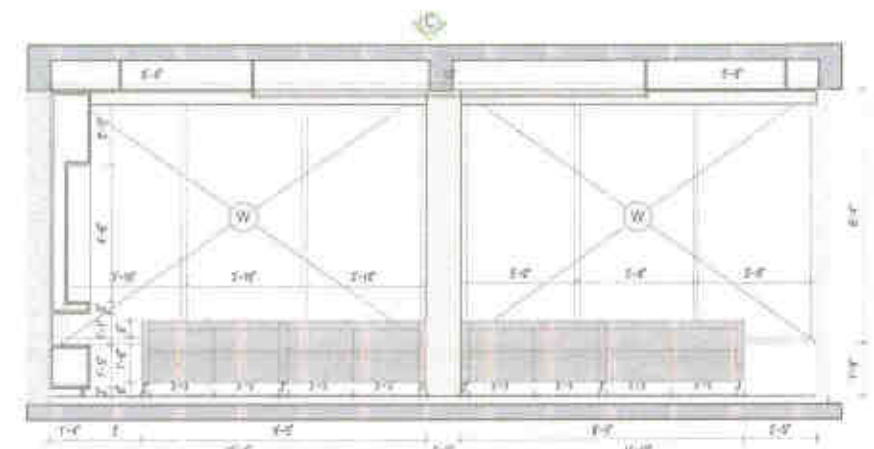
29/27




SECTION-A



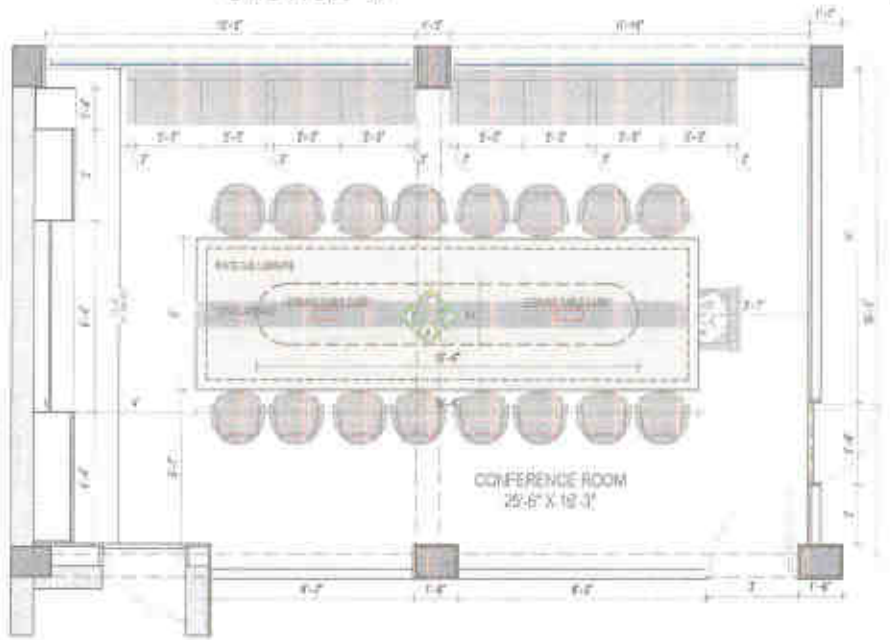
SECTION-B



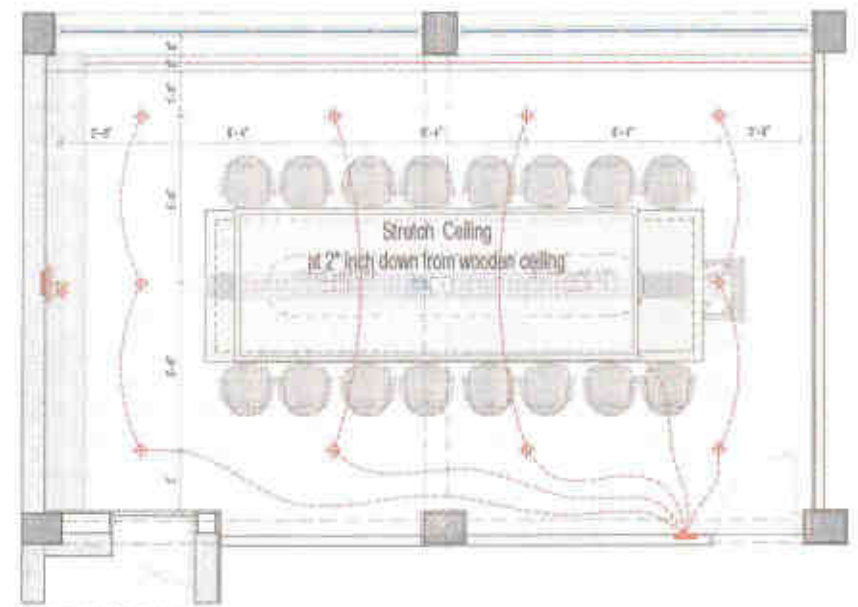
SECTION-C



SECTION-D

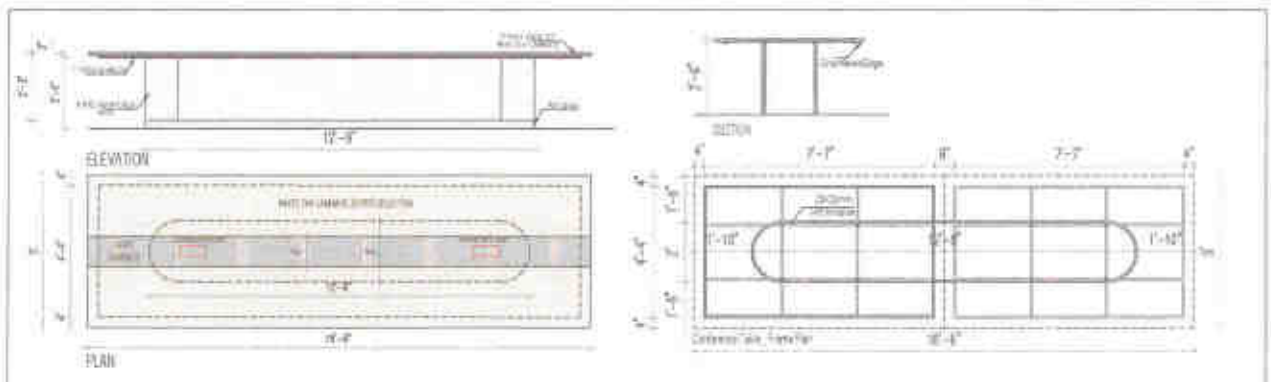


CONFERENCE PLAN



CEILING PLAN

STRETCH CEILING 14L-112"



Handwritten signature: J. M. (A9) BRC



GENERAL NOTES

1. ALL DIMENSIONS ARE TO FACE UNLESS OTHERWISE SPECIFIED.
2. ALL DIMENSIONS ARE IN METERS.
3. ALL DIMENSIONS ARE TO FACE UNLESS OTHERWISE SPECIFIED.
4. IN CASE THERE IS ANY DISCREPANCY BETWEEN EXISTING DRAWINGS AND THIS DOCUMENT, THIS DOCUMENT SHALL PREVAIL.
5. ALL DIMENSIONS ARE TO FACE UNLESS OTHERWISE SPECIFIED.
6. ALL DIMENSIONS ARE TO FACE UNLESS OTHERWISE SPECIFIED.
7. ALL DIMENSIONS ARE TO FACE UNLESS OTHERWISE SPECIFIED.
8. ALL DIMENSIONS ARE TO FACE UNLESS OTHERWISE SPECIFIED.
9. ALL DIMENSIONS ARE TO FACE UNLESS OTHERWISE SPECIFIED.
10. ALL DIMENSIONS ARE TO FACE UNLESS OTHERWISE SPECIFIED.

SYMBOL	DESCRIPTION	SYMBOL	DESCRIPTION
[Symbol]	15MM WOODEN PANEL	[Symbol]	5MM GROOVE
[Symbol]	WOODEN PANEL	[Symbol]	WOODEN PANEL
[Symbol]	WOODEN PANEL	[Symbol]	WOODEN PANEL

COMMITMENTS

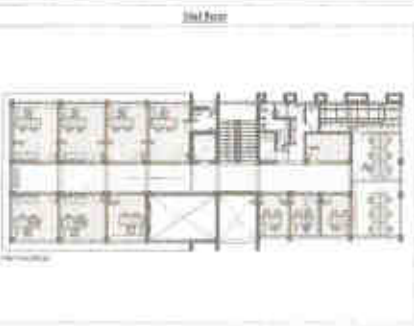
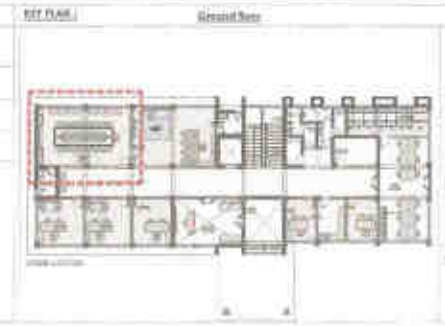
SYMBOLS COMMITMENTS

NOT COMMITMENTS

SURFACE COMMITMENTS

SEALING COMMITMENTS

PROJECT MANAGEMENT COMMITMENTS



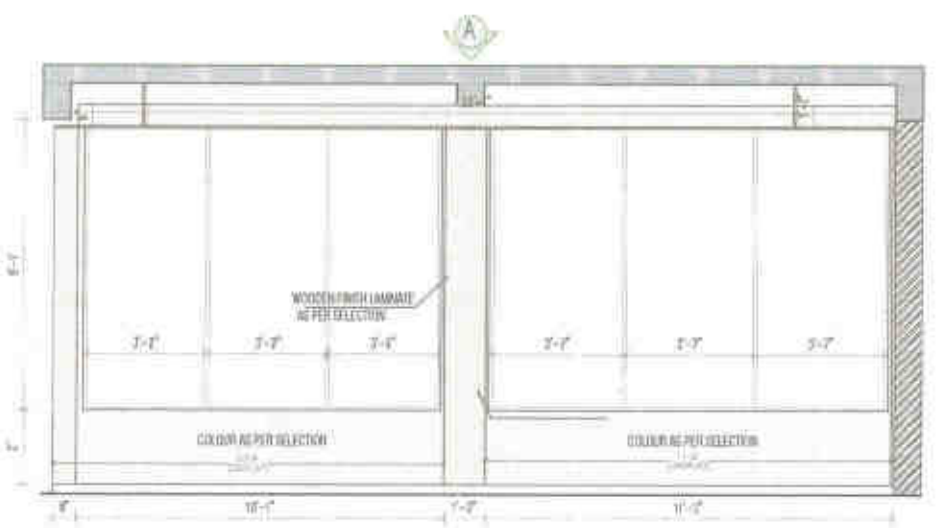
ISSUED FOR:	DATE:	BY:
REVISION:	DATE:	BY:
PROJECT TITLE:	PROJECT NO.:	PROJECT LOCATION:
DESIGNER:	DATE:	BY:
PROJECT MANAGER:	DATE:	BY:

CPM_ID_WD_25

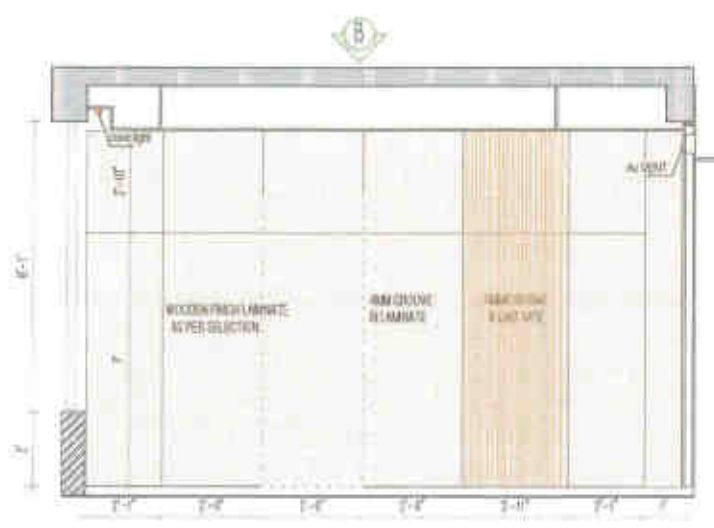
CONFERENCE_DETAIL

ada

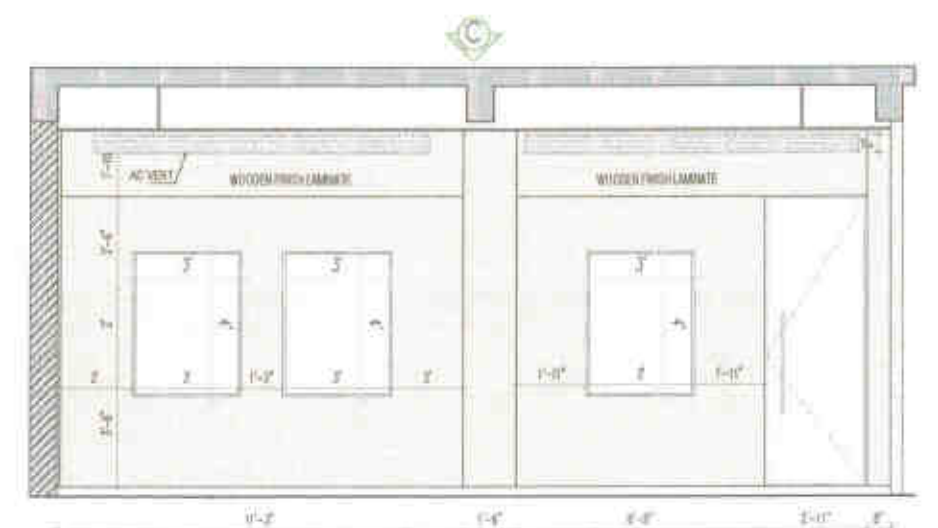
Aneen Divyaya Design Associates
Architects & Urban designers
Surat



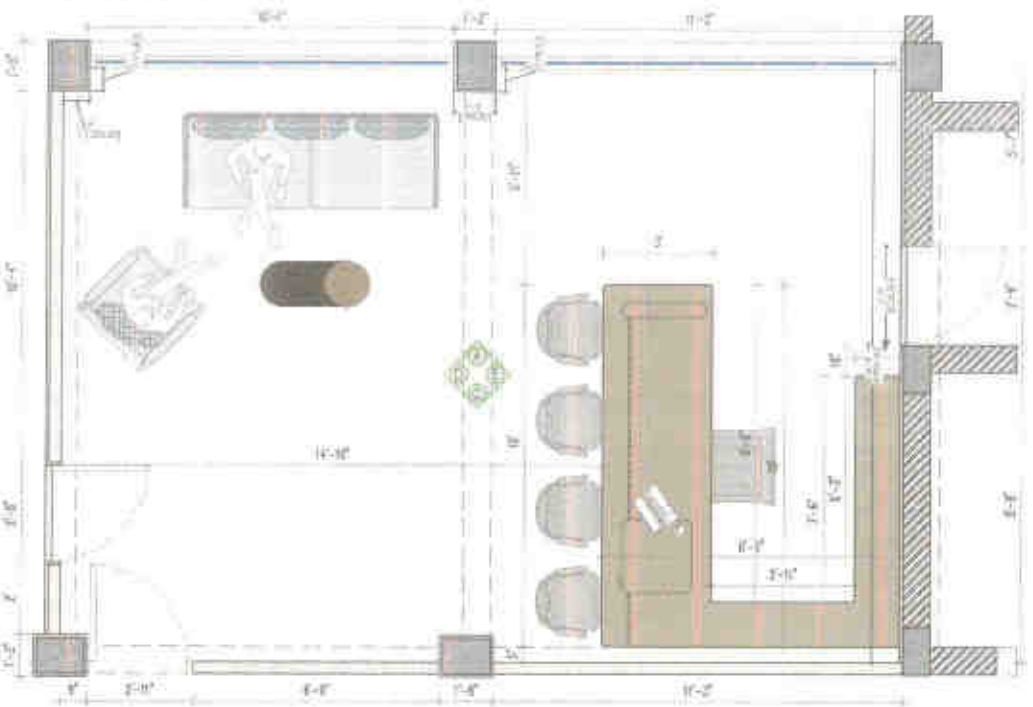
SECTION A



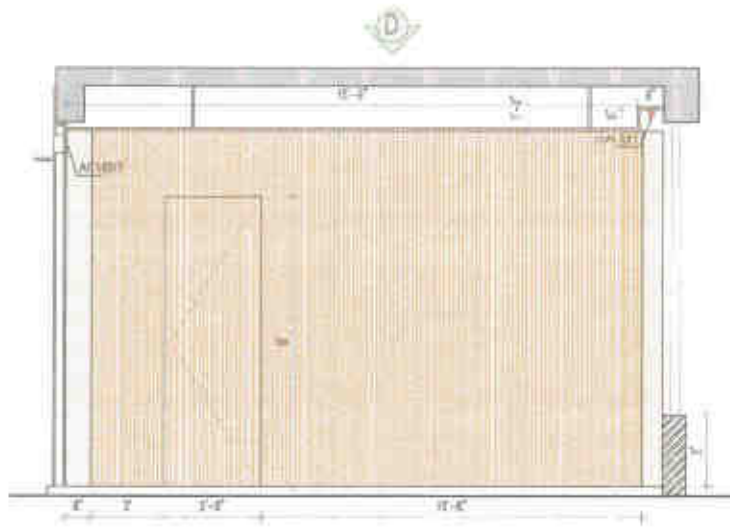
SECTION B



SECTION C



FURNITURE PLAN



SECTION D

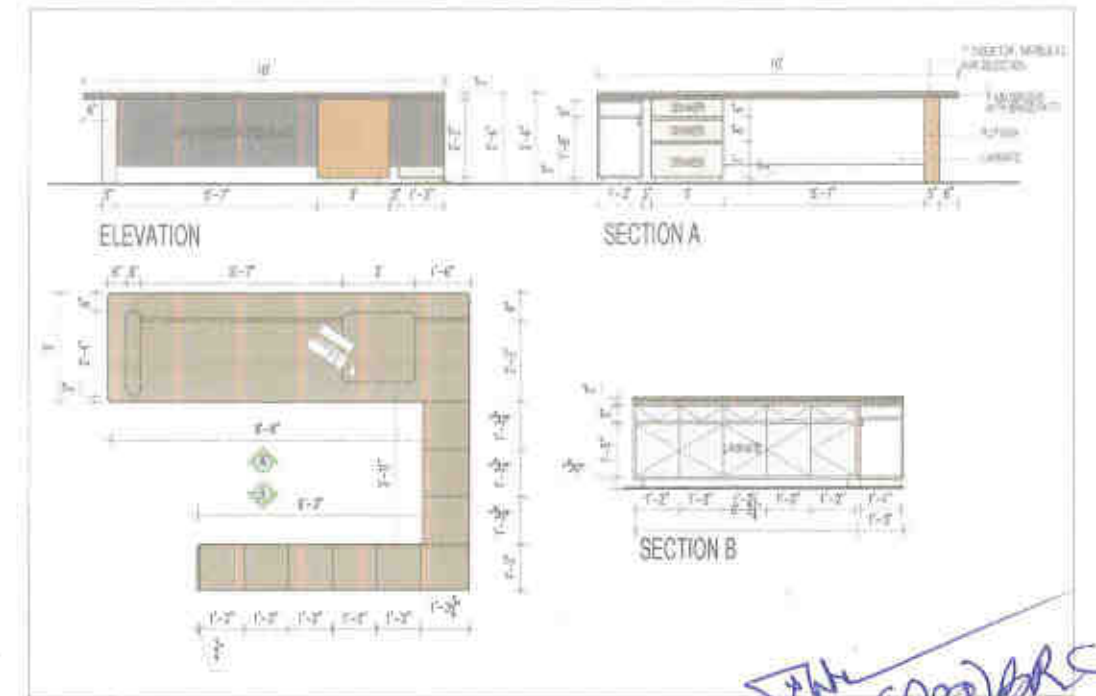


TABLE DETAIL

JWH PM (A) BRS



GENERAL NOTES

1. ALL DIMENSIONS ARE TO FACE UNLESS OTHERWISE SPECIFIED.
2. ALL WORKMANSHIP SHALL BE AS PER THE SPECIFICATIONS.
3. ALL MATERIALS TO BE USED SHALL BE AS PER THE SPECIFICATIONS.
4. ALL MATERIALS TO BE USED SHALL BE AS PER THE SPECIFICATIONS.
5. ALL MATERIALS TO BE USED SHALL BE AS PER THE SPECIFICATIONS.
6. ALL MATERIALS TO BE USED SHALL BE AS PER THE SPECIFICATIONS.
7. ALL MATERIALS TO BE USED SHALL BE AS PER THE SPECIFICATIONS.
8. ALL MATERIALS TO BE USED SHALL BE AS PER THE SPECIFICATIONS.
9. ALL MATERIALS TO BE USED SHALL BE AS PER THE SPECIFICATIONS.
10. ALL MATERIALS TO BE USED SHALL BE AS PER THE SPECIFICATIONS.

SYMBOL	DESCRIPTION	UNIT	REMARKS
1	WOODEN FINISH LAMINATE	SQ. FT.	
2	WOODEN FINISH LAMINATE	SQ. FT.	
3	WOODEN FINISH LAMINATE	SQ. FT.	
4	WOODEN FINISH LAMINATE	SQ. FT.	
5	WOODEN FINISH LAMINATE	SQ. FT.	
6	WOODEN FINISH LAMINATE	SQ. FT.	
7	WOODEN FINISH LAMINATE	SQ. FT.	
8	WOODEN FINISH LAMINATE	SQ. FT.	
9	WOODEN FINISH LAMINATE	SQ. FT.	
10	WOODEN FINISH LAMINATE	SQ. FT.	

CONSULTANTS

- STRUCTURAL CONSULTANT:
- M/E CONSULTANT:
- MECHANICAL CONSULTANT:
- ELECTRICAL CONSULTANT:
- PROJECT MANAGEMENT CONSULTANT:



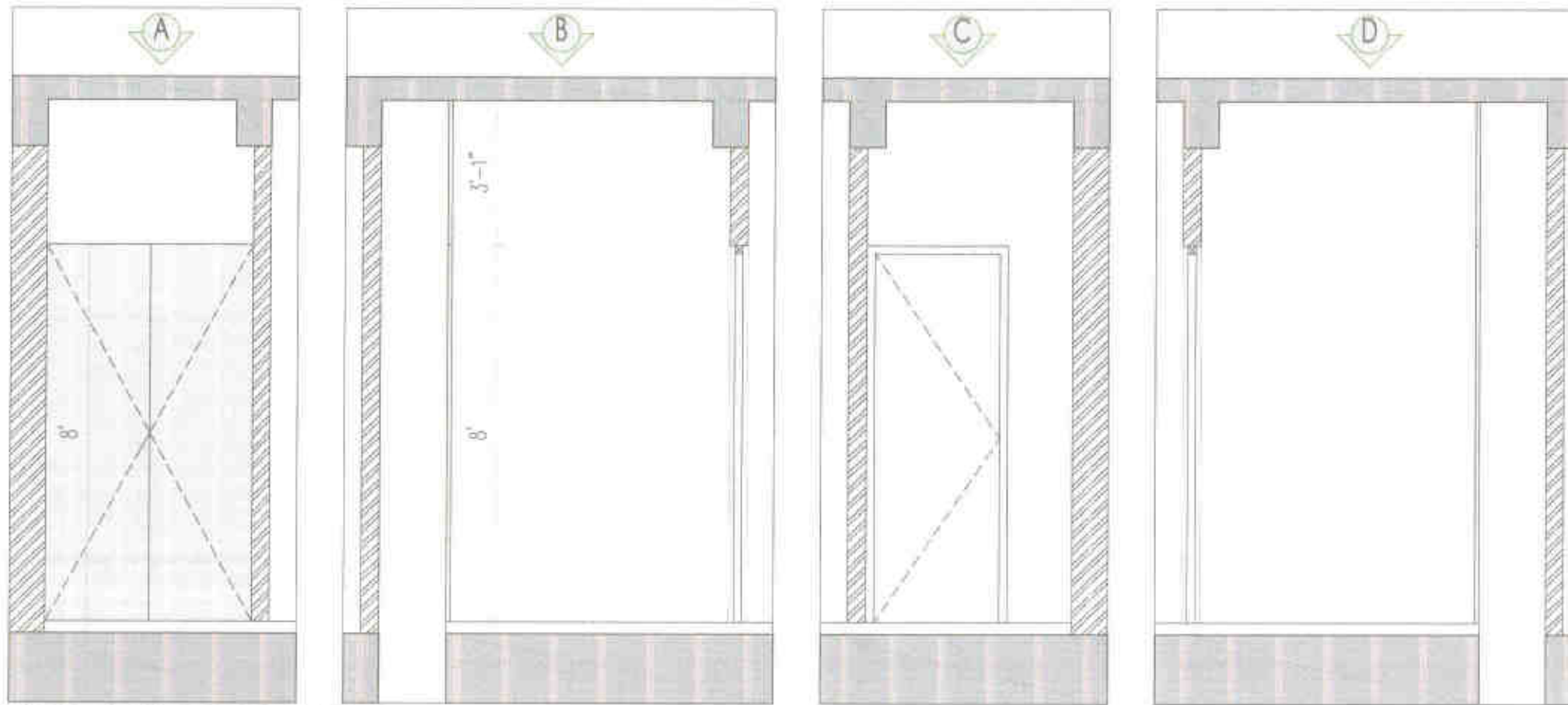
REVISIONS

NO.	DESCRIPTION	DATE
1		
2		
3		
4		
5		
6		
7		
8		
9		
10		

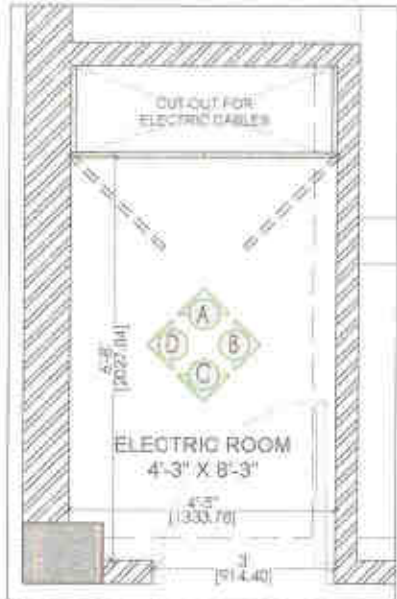
CPM ID WD 26
CPM CHAMBER DETAIL

ada
Aeon Dovyasya Design Associates
Architects & Urban designers
Surat, Gujarat

24/24



ELECTRICAL ROOM SECTION



ELECTRICAL ROOM PLAN

Handwritten signature: Uka PM (APD) ARS
Handwritten signature: skucey
 M.S. Aeon Devasya Design Associates
 Architects & Urban designers
 Surat

GENERAL NOTES

1. ALL DIMENSIONS ARE TO FACE UNLESS OTHERWISE SPECIFIED.
2. ALL DIMENSIONS ARE TO FACE UNLESS OTHERWISE SPECIFIED.
3. ALL DIMENSIONS ARE TO FACE UNLESS OTHERWISE SPECIFIED.
4. ALL DIMENSIONS ARE TO FACE UNLESS OTHERWISE SPECIFIED.
5. ALL DIMENSIONS ARE TO FACE UNLESS OTHERWISE SPECIFIED.

LEGEND

SYMBOL	SPECIFICATION	INDEX	SPECIFICATION
[Symbol]	CONCRETE FLOOR		
[Symbol]	CEILING		
[Symbol]	WALL		
[Symbol]	DOOR		
[Symbol]	WINDOW		

CONSULTANTS

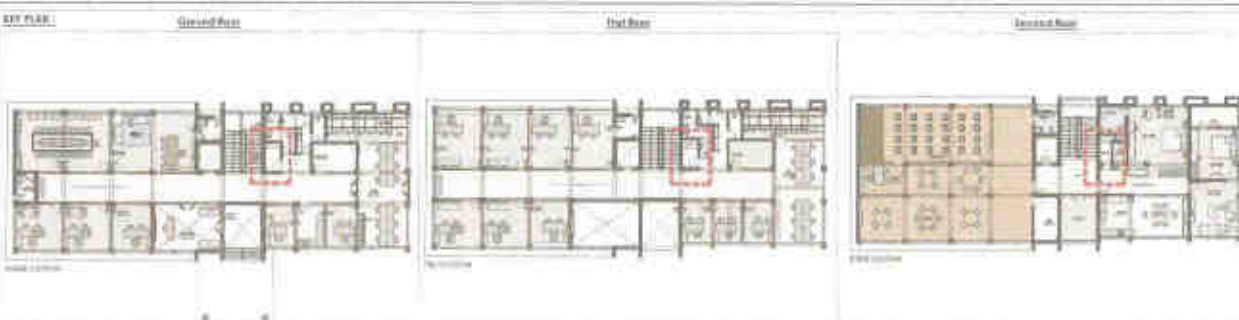
PRINCIPAL CONSULTANT:

DATE CONSULTANT:

LANDSCAPE CONSULTANT:

ARCHITECTURAL CONSULTANT:

PROJECT MANAGER CONSULTANT:



REVISION

NO.	DESCRIPTION	DATE	BY	CHECKED BY

PROJECT INFO

PROJECT NAME: _____

PROJECT NO: _____

PROJECT DATE: _____

PROJECT SCALE: _____

PROJECT BY: _____

PROJECT NO: _____

CPM_ID_WD_28

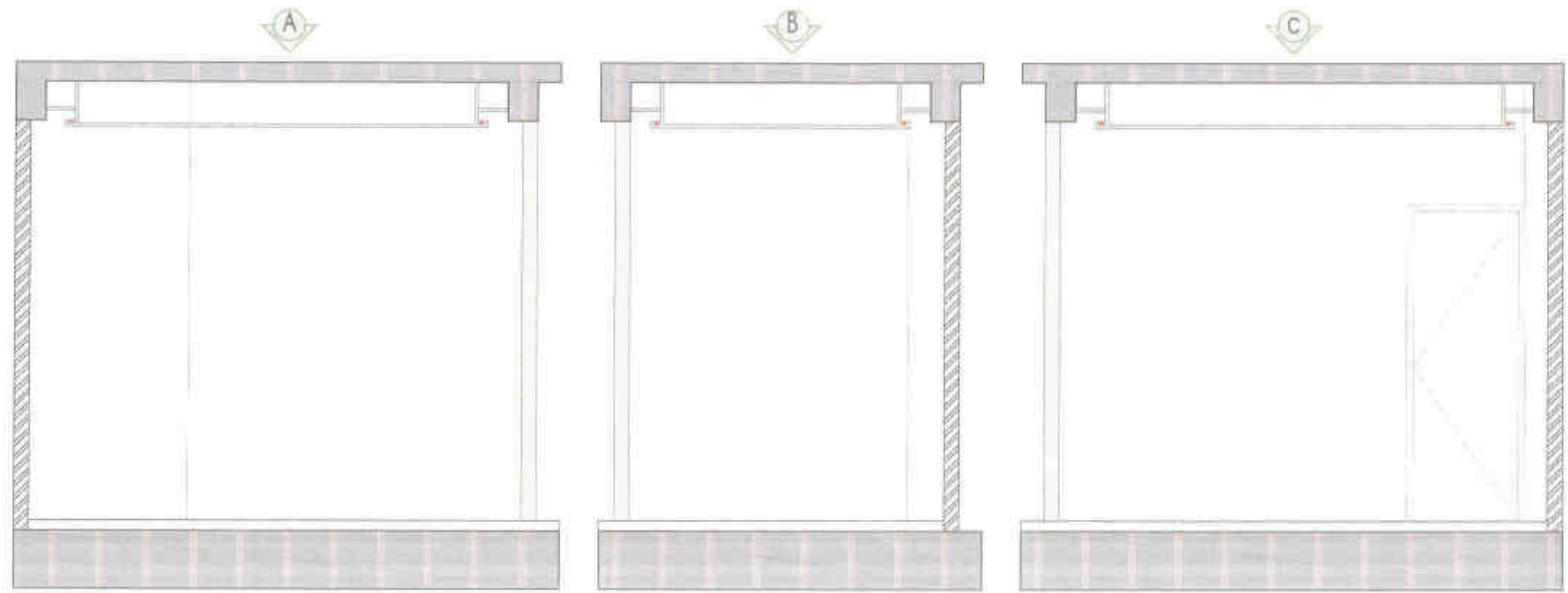
ELECTRICAL_ROOM_DETAIL

ada

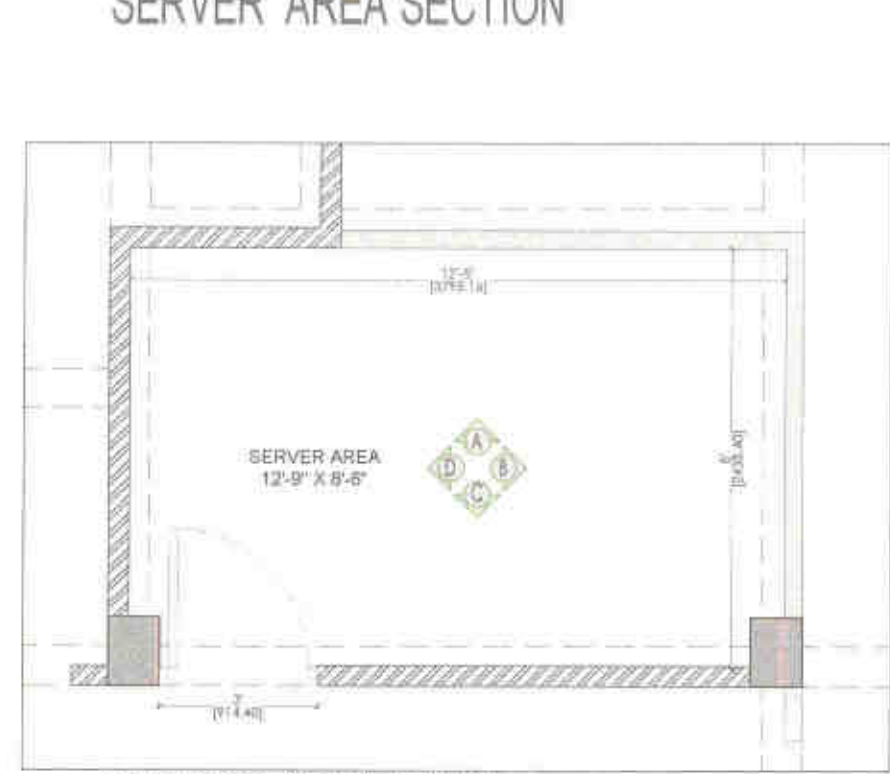
Aeon Devasya Design Associates

Architects & Urban designers

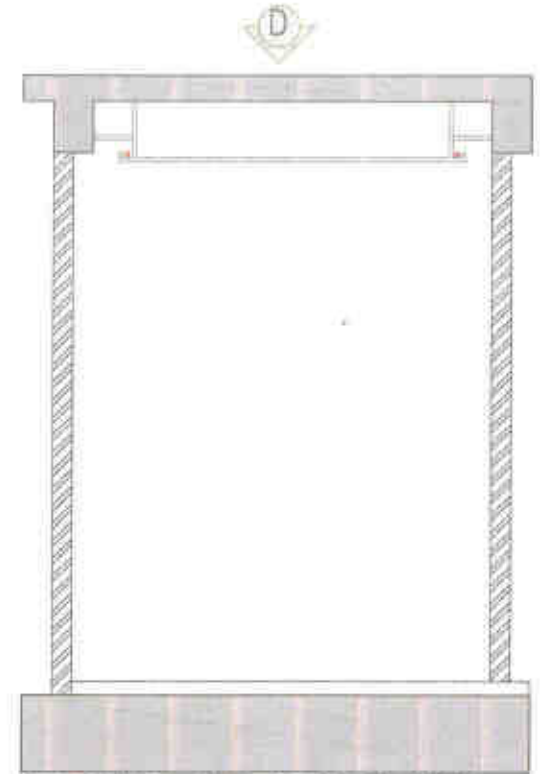
Surat



SERVER AREA SECTION



SERVER AREA PLAN



SERVER AREA SECTION

Handwritten signature: Yuh Pm (APG) BRS

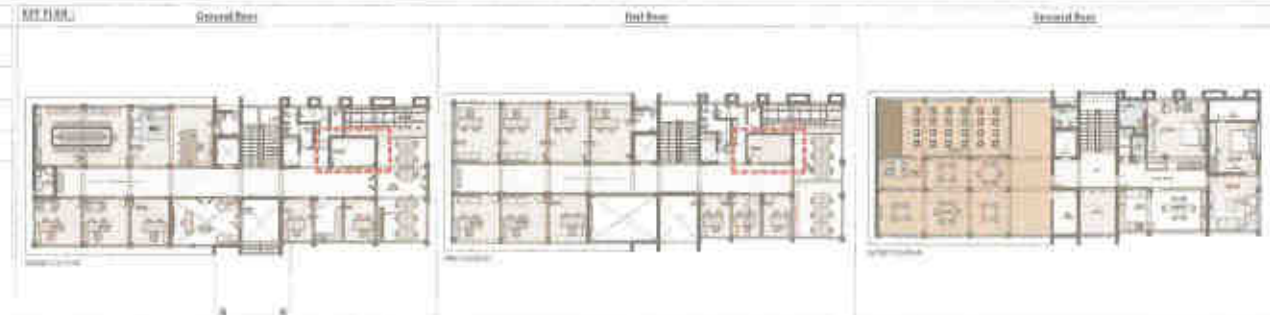


GENERAL NOTES

1. ALL DIMENSIONS ARE TO FACE UNLESS OTHERWISE NOTED.
2. ALL DIMENSIONS ARE IN METERS.
3. REFER TO ALL DIMENSIONS AND LEVELS.
4. IN CASE THERE IS ANY DISCREPANCY BETWEEN ARCHITECTURAL DRAWINGS AND OTHER CONTRACT DOCUMENTS, THE ARCHITECT'S DRAWINGS SHALL TAKE PRECEDENCE.
5. ALL WORK SHALL BE DONE IN ACCORDANCE WITH THE SINGAPORE BUILDING REGULATIONS AND ALL APPLICABLE LAWS.
6. ALL WORK SHALL BE DONE IN ACCORDANCE WITH THE SINGAPORE BUILDING REGULATIONS AND ALL APPLICABLE LAWS.
7. ALL WORK SHALL BE DONE IN ACCORDANCE WITH THE SINGAPORE BUILDING REGULATIONS AND ALL APPLICABLE LAWS.

SYMBOL	DESCRIPTION
[Symbol]	CONCRETE
[Symbol]	BRICK
[Symbol]	GLASS
[Symbol]	WOOD
[Symbol]	STEEL
[Symbol]	PLASTER
[Symbol]	PAINT
[Symbol]	CEILING
[Symbol]	FLOORING
[Symbol]	MECHANICAL
[Symbol]	ELECTRICAL
[Symbol]	PLUMBING
[Symbol]	LANDSCAPE
[Symbol]	OTHER

NO.	REVISION	DATE	BY	CHKD.



NO.	REVISION	DATE	BY	CHKD.

CPM_ID_WD_29
Server/Store_Room_Detail

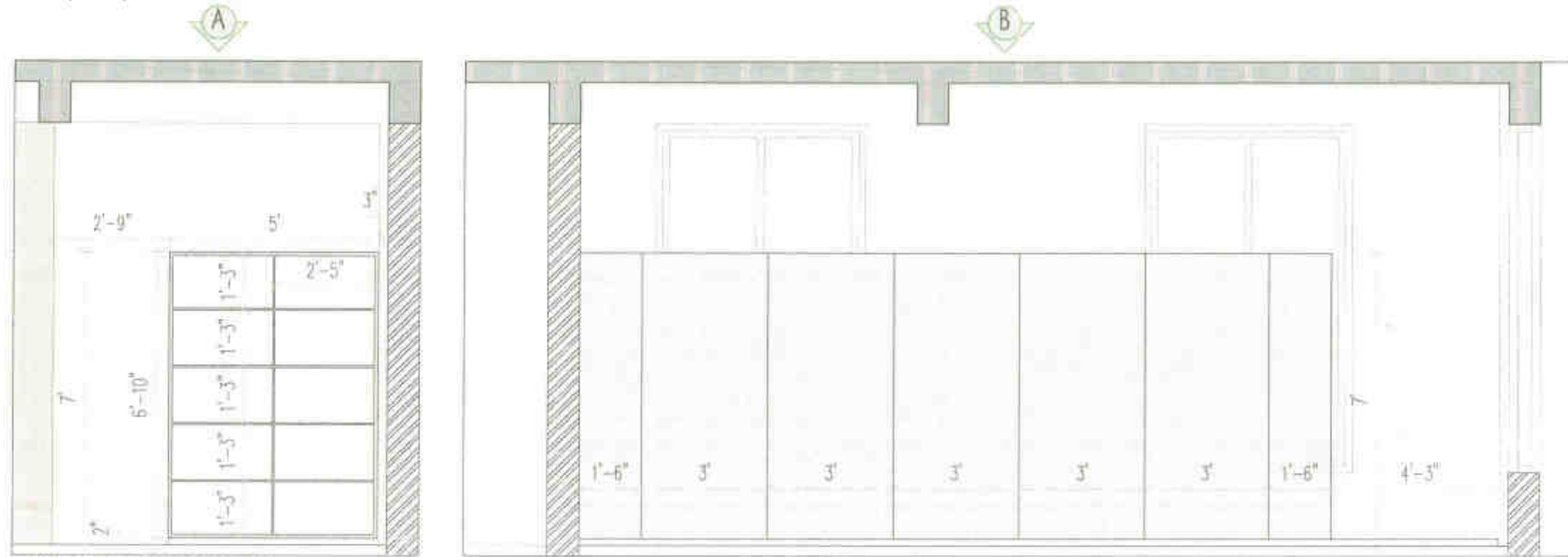
ada
Alcon Devasya Design Associates
Architects & Urban designers

PROJECT NO. []
DRAWING NO. []
DATE: []

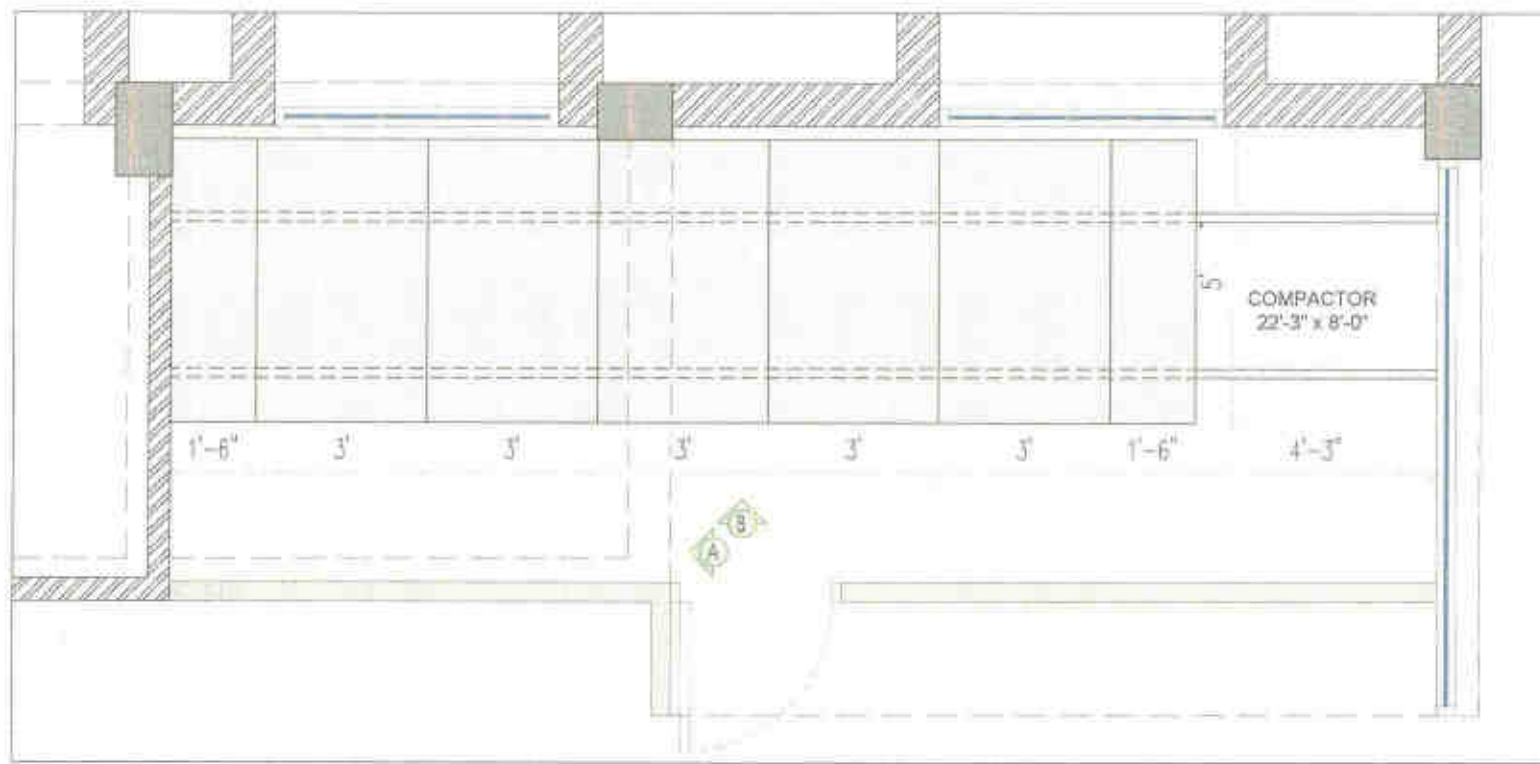
DESIGNED BY: []
CHECKED BY: []
DRAWING NO. []

21/21

(NS/39) COMPACTOR



COMPACTOR AREA SECTION



COMPACTOR AREA PLAN

JMK
PM (BJ) BRC
AKM



GENERAL NOTES

1. ALL DIMENSIONS TO BE PROVIDED AND VERIFIED.
2. ALL DIMENSIONS ARE TO FACE.
3. ALL DIMENSIONS TO BE PROVIDED TO FACE UNLESS SPECIFIED OTHERWISE.
4. IN CASE THERE IS ANY DISCREPANCY BETWEEN ARCHITECTURAL DRAWINGS AND OTHER CONSULTING DRAWINGS (MECHANICAL, ELECTRICAL, PLUMBING, ETC.), THE ARCHITECT'S DRAWINGS SHALL PREVAIL UNLESS SPECIFIED OTHERWISE.
5. ALL DIMENSIONS TO BE PROVIDED TO FACE UNLESS SPECIFIED OTHERWISE.
6. ALL DIMENSIONS TO BE PROVIDED TO FACE UNLESS SPECIFIED OTHERWISE.
7. ALL DIMENSIONS TO BE PROVIDED TO FACE UNLESS SPECIFIED OTHERWISE.
8. ALL DIMENSIONS TO BE PROVIDED TO FACE UNLESS SPECIFIED OTHERWISE.
9. ALL DIMENSIONS TO BE PROVIDED TO FACE UNLESS SPECIFIED OTHERWISE.
10. ALL DIMENSIONS TO BE PROVIDED TO FACE UNLESS SPECIFIED OTHERWISE.

SYMBOL	DESCRIPTION	SYMBOL	DESCRIPTION
	CONCRETE STRUCTURE AREA		LIFT SHAFT AREA
	LIFT SHAFT AREA		LIFT SHAFT AREA
	LIFT SHAFT AREA		LIFT SHAFT AREA

CONSULTANTS

STRUCTURE CONSULTANT:

M/E CONSULTANT:

LANDSCAPE CONSULTANT:

ELECTRICAL CONSULTANT:

PROJECT MANAGEMENT CONSULTANT:




DESIGNED BY:	DATE:	SCALE:	PROJECT NO.:
DRAWN BY:	CHECKED BY:	DATE:	PROJECT NAME:

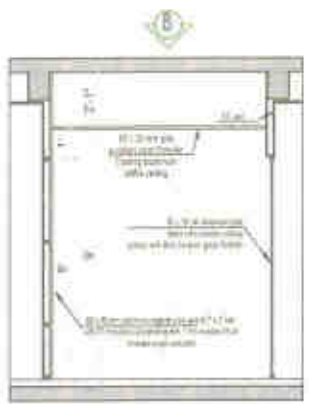
CPM_ID_WD_31

COMPACTOR_DETAIL

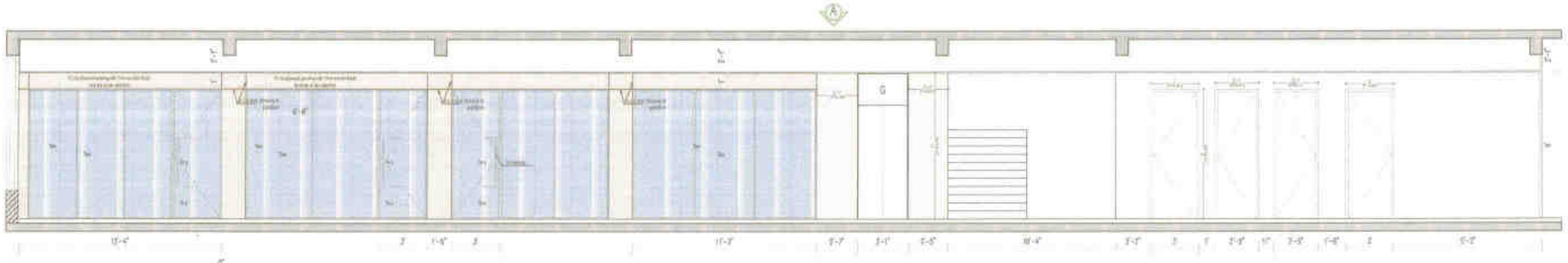
20 20



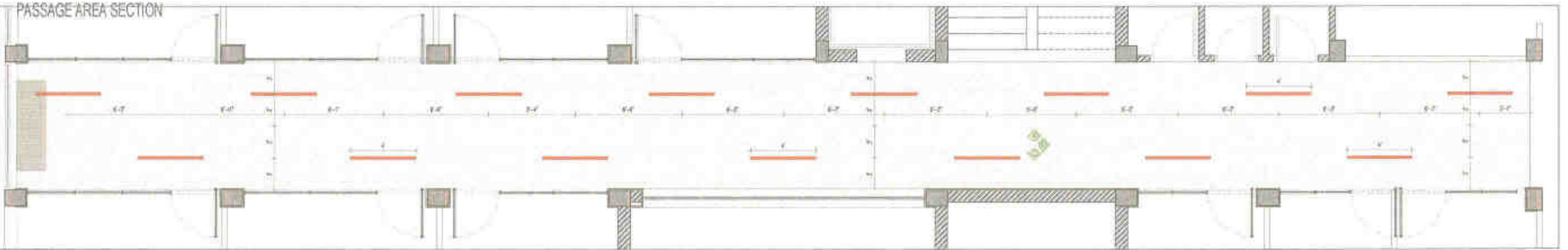
PASSAGE AREA ELEVATION



PASSAGE AREA ELEVATION



PASSAGE AREA SECTION



PASSAGE AREA PLAN

Handwritten signature and initials: PM (Bry) RC



GENERAL NOTES:

- ALL DIMENSIONS ARE TO FINISH UNLESS NOTED OTHERWISE.
- ALL WORK SHALL BE IN ACCORDANCE WITH THE CITY OF CHICAGO.
- ALL WORK SHALL BE IN ACCORDANCE WITH THE CITY OF CHICAGO.
- ALL WORK SHALL BE IN ACCORDANCE WITH THE CITY OF CHICAGO.
- ALL WORK SHALL BE IN ACCORDANCE WITH THE CITY OF CHICAGO.
- ALL WORK SHALL BE IN ACCORDANCE WITH THE CITY OF CHICAGO.
- ALL WORK SHALL BE IN ACCORDANCE WITH THE CITY OF CHICAGO.
- ALL WORK SHALL BE IN ACCORDANCE WITH THE CITY OF CHICAGO.
- ALL WORK SHALL BE IN ACCORDANCE WITH THE CITY OF CHICAGO.
- ALL WORK SHALL BE IN ACCORDANCE WITH THE CITY OF CHICAGO.

SYMBOL	DESCRIPTION	SYMBOL	DESCRIPTION
[Symbol]	CONCRETE	[Symbol]	WOOD
[Symbol]	GLASS	[Symbol]	STEEL
[Symbol]	INSULATION	[Symbol]	CEILING
[Symbol]	MECHANICAL	[Symbol]	ELECTRICAL

COMMENTS:

CONCRETE

WOOD

STEEL

GLASS

INSULATION

CEILING

ELECTRICAL



RELEASE FOR:

NAME:

DATE:

PROJECT NO.:

DRAWING TITLE:

DESIGNED BY:

CHECKED BY:

DATE:

PROJECT NO.:

CPM_ID_WD_32

PASSAGE_FIRST_FLOOR_DETAIL

ad a

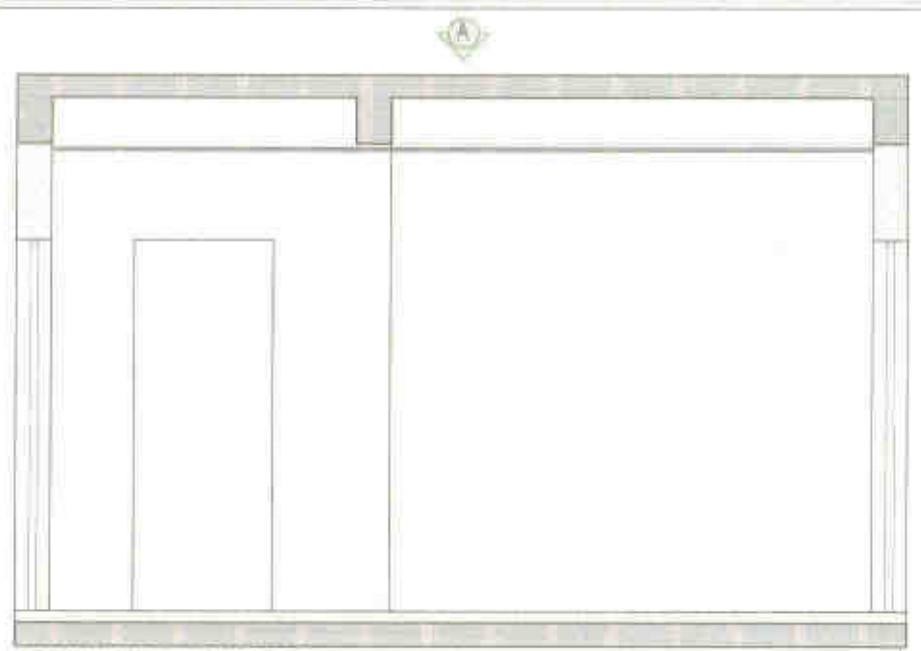
Aeon Devasya Design Associates

Architects & Urban designers

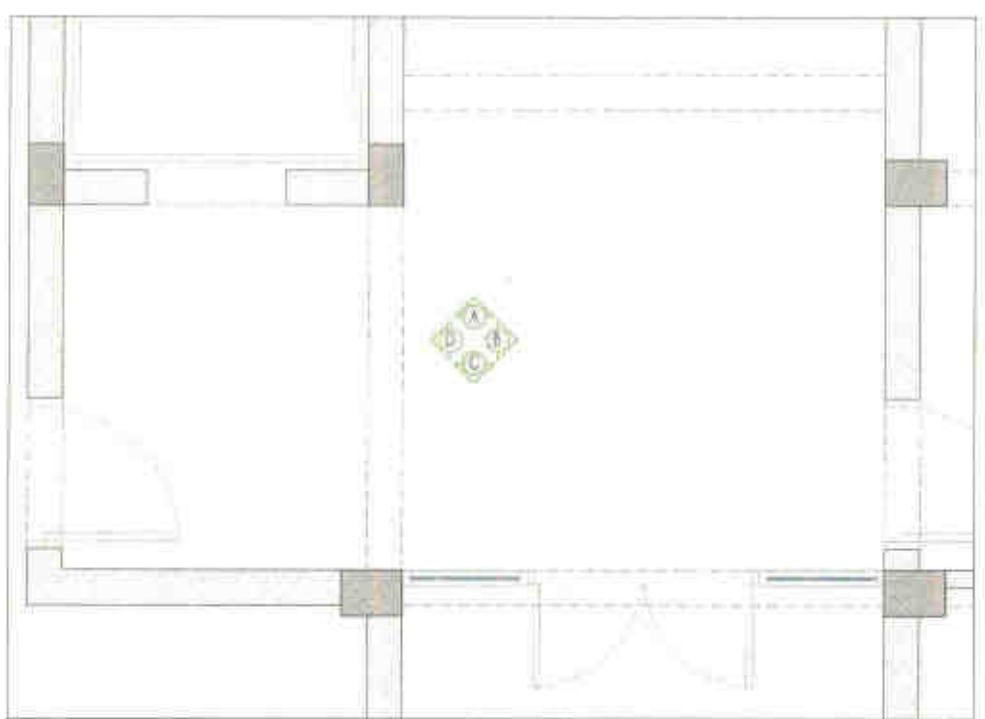

CHICAGO, IL

PHONE: (773) 338-8888

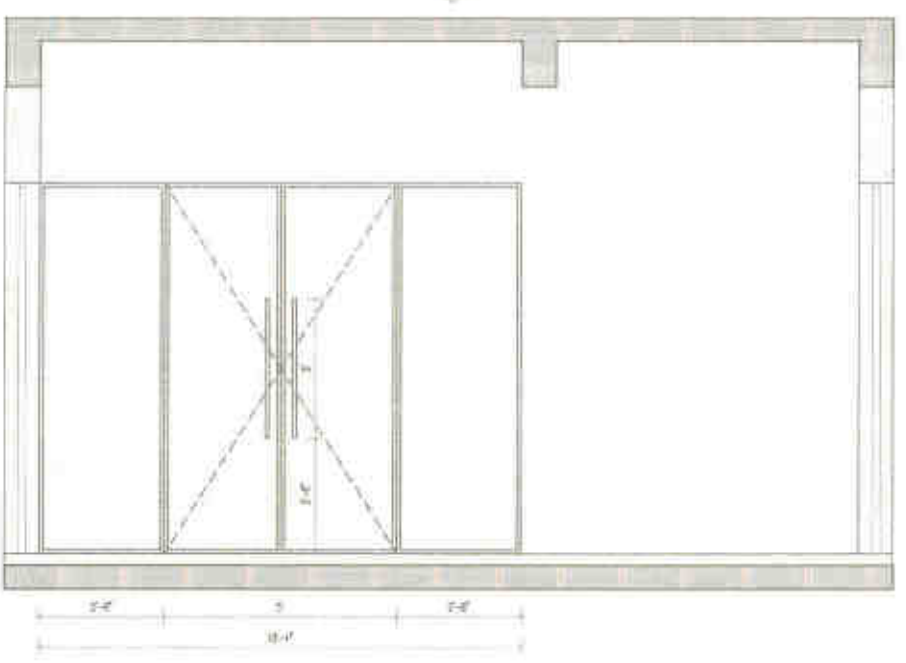
WWW.AEONDESIGN.COM



LOBBY AREA SECTION



LOBBY AREA PLAN



LOBBY AREA SECTION

Y M PM (BAG) BRC
Abdullah
 Alon Davasya Design Associates
 Architects & Urban designers
 Jl. Raya Suralaya No. 100
 Suralaya, Sukoharjo, Surakarta

GENERAL NOTE:
 1. ALL DIMENSIONS ARE TO FACE UNLESS OTHERWISE SPECIFIED.
 2. ALL DIMENSIONS ARE IN METERS.
 3. REFER TO THE ARCHITECT'S SPECIFICATIONS FOR MATERIALS AND FINISHES.
 4. IN CASE THERE IS ANY DISCREPANCY BETWEEN ARCHITECT'S DRAWINGS AND SPECIFICATIONS, THE SPECIFICATIONS SHALL PREVAIL.
 5. ALL DIMENSIONS ARE TO FACE UNLESS OTHERWISE SPECIFIED.
 6. REFER TO THE ARCHITECT'S SPECIFICATIONS FOR MATERIALS AND FINISHES.
 7. IN CASE THERE IS ANY DISCREPANCY BETWEEN ARCHITECT'S DRAWINGS AND SPECIFICATIONS, THE SPECIFICATIONS SHALL PREVAIL.
 8. ALL DIMENSIONS ARE TO FACE UNLESS OTHERWISE SPECIFIED.
 9. REFER TO THE ARCHITECT'S SPECIFICATIONS FOR MATERIALS AND FINISHES.
 10. IN CASE THERE IS ANY DISCREPANCY BETWEEN ARCHITECT'S DRAWINGS AND SPECIFICATIONS, THE SPECIFICATIONS SHALL PREVAIL.

SYMBOL	DESCRIPTION	SYMBOL	DESCRIPTION
	WALL		DOOR
	WINDOW		DOOR
	DOOR		DOOR
	DOOR		DOOR


SYMBOL	DESCRIPTION
	WALL
	DOOR
	DOOR
	DOOR



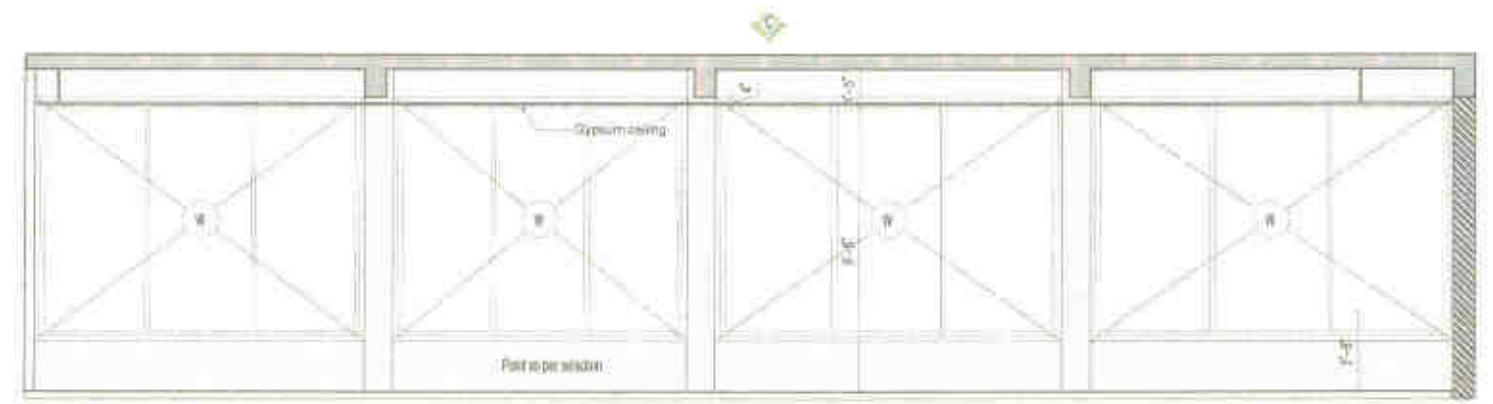
PROJECT	CPM ID WD 33
DATE	2023
SCALE	1:50
DESIGNED BY	Y M PM (BAG) BRC
DRAWN BY	Abdullah
CHECKED BY	
DATE	

CPM_ID_WD_33
 LOBBY_DETAIL

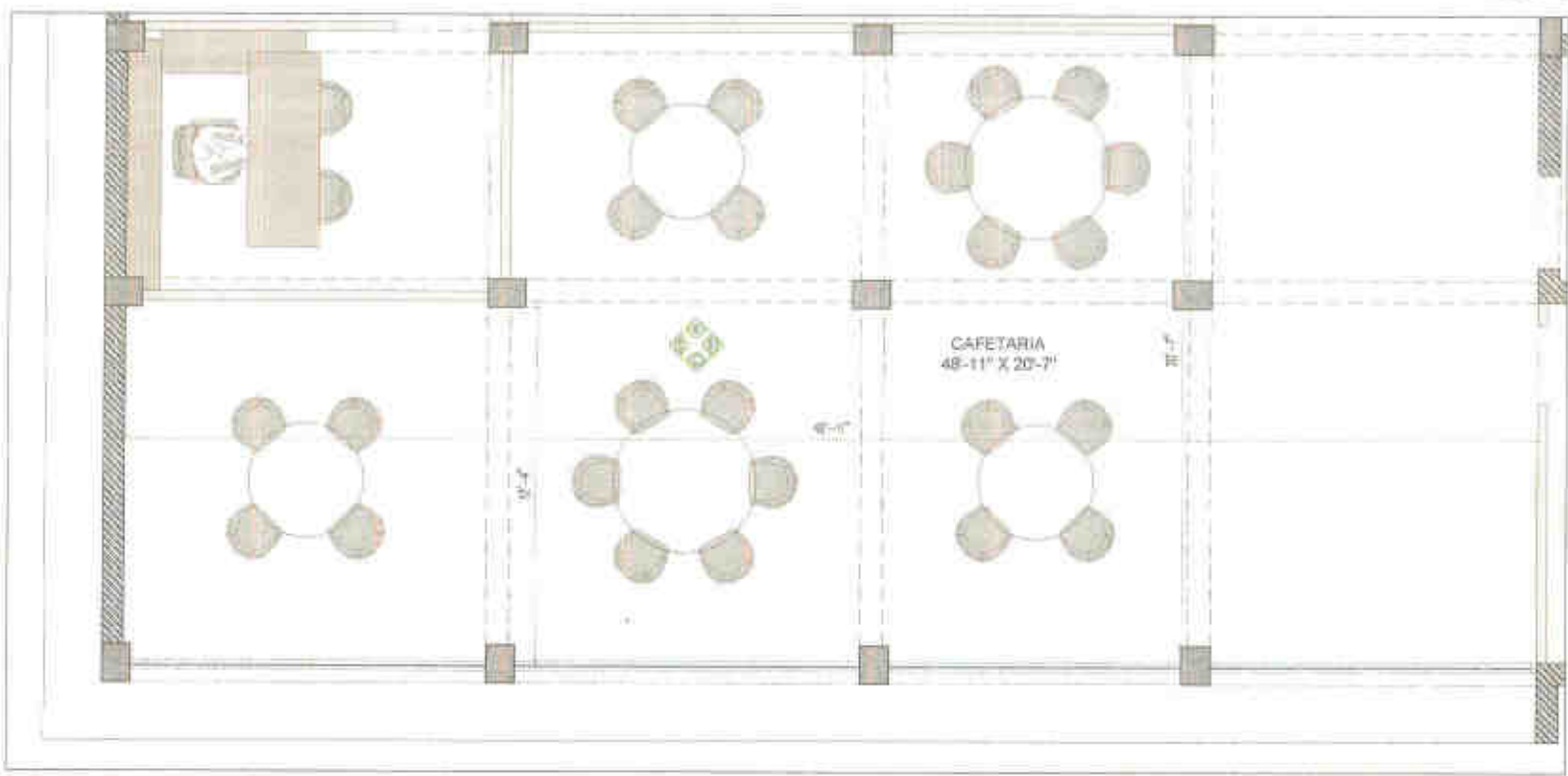
ada
 Architects & Urban designers



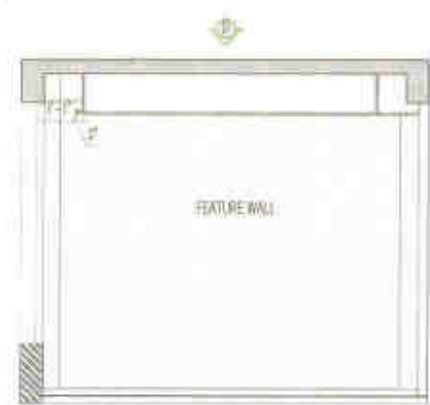
SECTION A



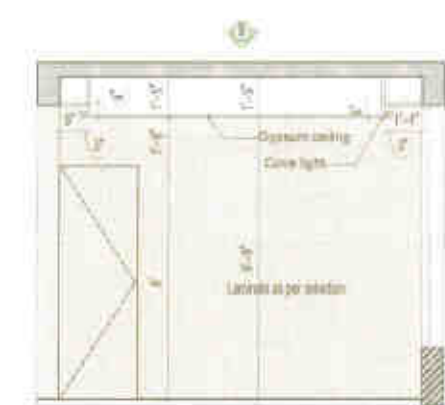
SECTION C



CAFETERIA PLAN



SECTION D

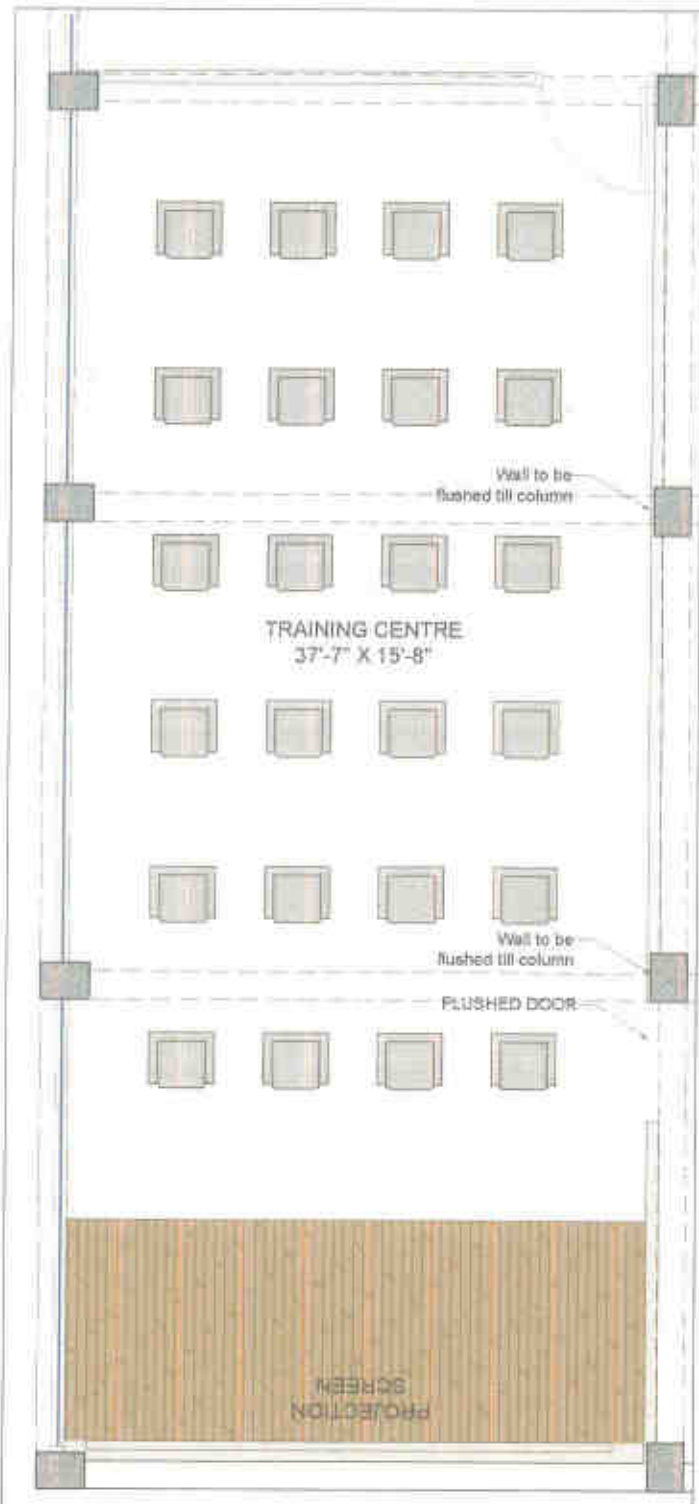


SECTION B

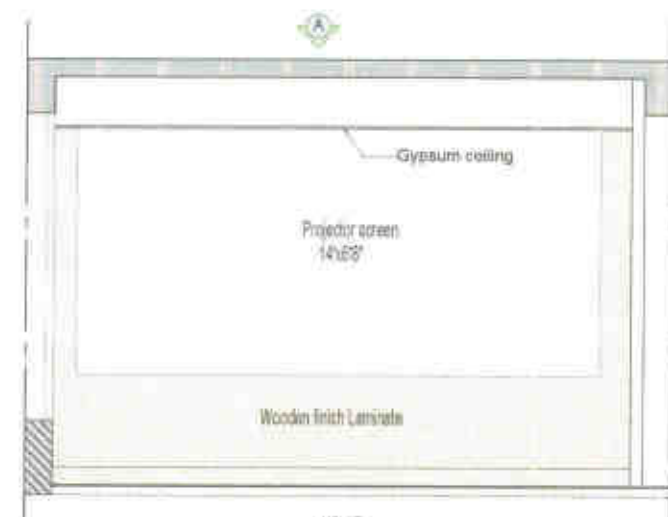
*YVM
PM (Bog) BRC*



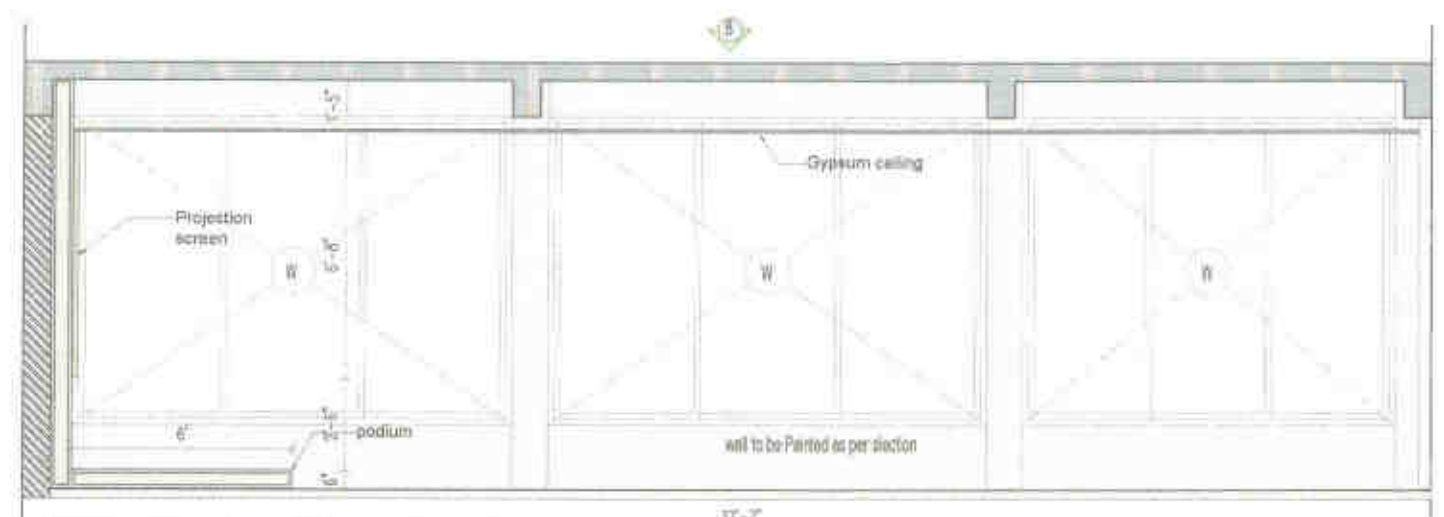
<p>GENERAL NOTES</p> <ol style="list-style-type: none"> 1. ALL DIMENSIONS ARE TO FACE UNLESS OTHERWISE NOTED. 2. ALL DIMENSIONS ARE TO FACE UNLESS OTHERWISE NOTED. 3. REFER TO ALL DIMENSIONS AND MATERIALS SPECIFICATIONS. 4. IN CASE THERE IS ANY DISCREPANCY BETWEEN DIMENSIONS AND MATERIALS SPECIFICATIONS, THE DIMENSIONS SHALL TAKE PRECEDENCE. 5. ALL DIMENSIONS TO FACE UNLESS OTHERWISE NOTED. 6. ALL DIMENSIONS TO FACE UNLESS OTHERWISE NOTED. 7. ALL DIMENSIONS TO FACE UNLESS OTHERWISE NOTED. 8. ALL DIMENSIONS TO FACE UNLESS OTHERWISE NOTED. 9. ALL DIMENSIONS TO FACE UNLESS OTHERWISE NOTED. 10. ALL DIMENSIONS TO FACE UNLESS OTHERWISE NOTED. 	<p>LEGEND</p> <table border="1"> <tr> <th>SYMBOL</th> <th>SPECIFICATION</th> <th>REMARKS</th> <th>APPROVED BY</th> </tr> <tr> <td>[Symbol]</td> <td>[Specification]</td> <td>[Remarks]</td> <td>[Approved By]</td> </tr> </table>	SYMBOL	SPECIFICATION	REMARKS	APPROVED BY	[Symbol]	[Specification]	[Remarks]	[Approved By]	<p>CONSULTANTS</p> <p>STRUCTURAL CONSULTANT:</p> <p>M/E CONSULTANT:</p> <p>MECHANICAL CONSULTANT:</p> <p>ELECTRICAL CONSULTANT:</p> <p>SOIL CONSULTANT:</p>	<p>SET PLAN</p> <p>Ground Floor</p>	<p>1st Floor</p>	<p>2nd Floor</p>	<p>REVISION</p> <table border="1"> <tr> <th>NO.</th> <th>DESCRIPTION</th> <th>DATE</th> </tr> <tr> <td> </td> <td> </td> <td> </td> </tr> </table> <p>PROJECT INFO</p> <p>PROJECT NAME: CAFETERIA</p> <p>PROJECT LOCATION: [Location]</p> <p>PROJECT SCALE: [Scale]</p> <p>PROJECT DATE: [Date]</p>	NO.	DESCRIPTION	DATE				<p>CPM_ID_WD_35</p> <p>CAFETERIA_DETAIL</p> <p>ada</p> <p>PT. ADAMAS ARSITEK DAN DESAIN</p> <p>Jl. [Address]</p> <p>Telp. [Phone]</p> <p>www.ada.com</p>
SYMBOL	SPECIFICATION	REMARKS	APPROVED BY																		
[Symbol]	[Specification]	[Remarks]	[Approved By]																		
NO.	DESCRIPTION	DATE																			



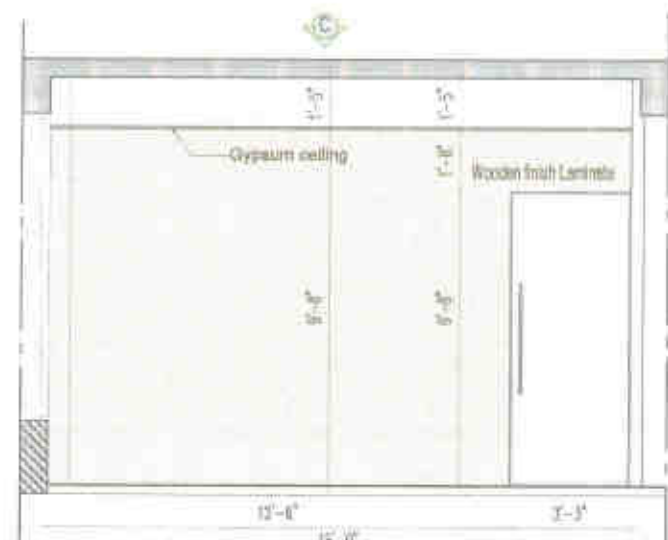
TRAINING CENTRE



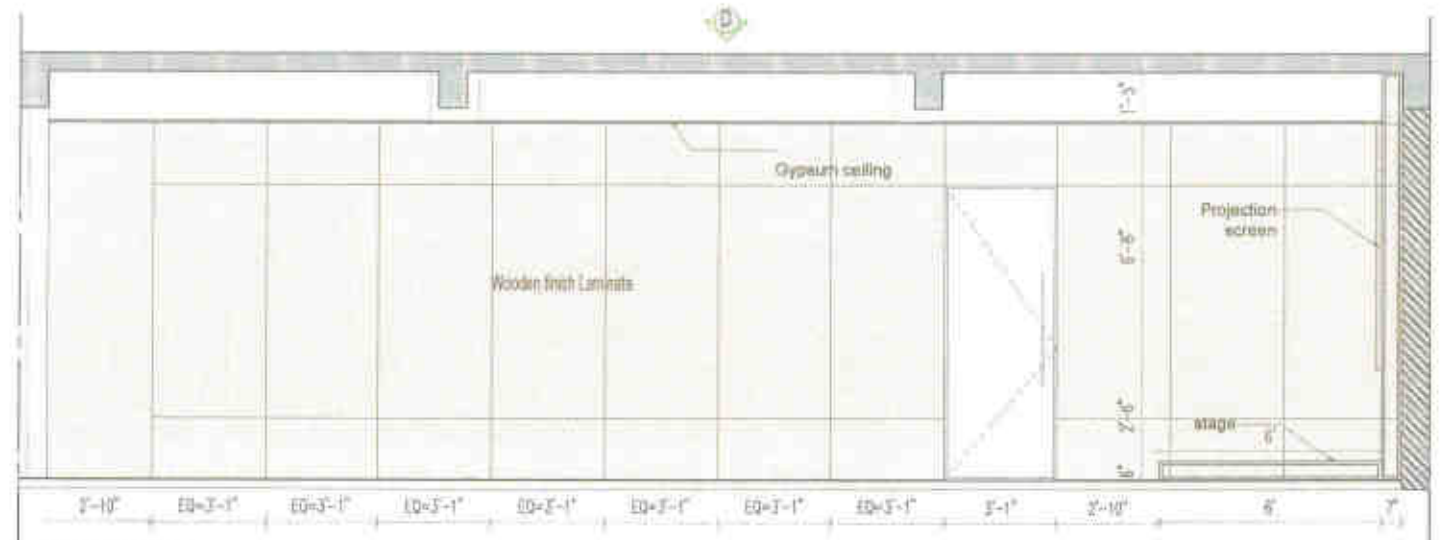
SECTION A



SECTION B



SECTION C



SECTION D

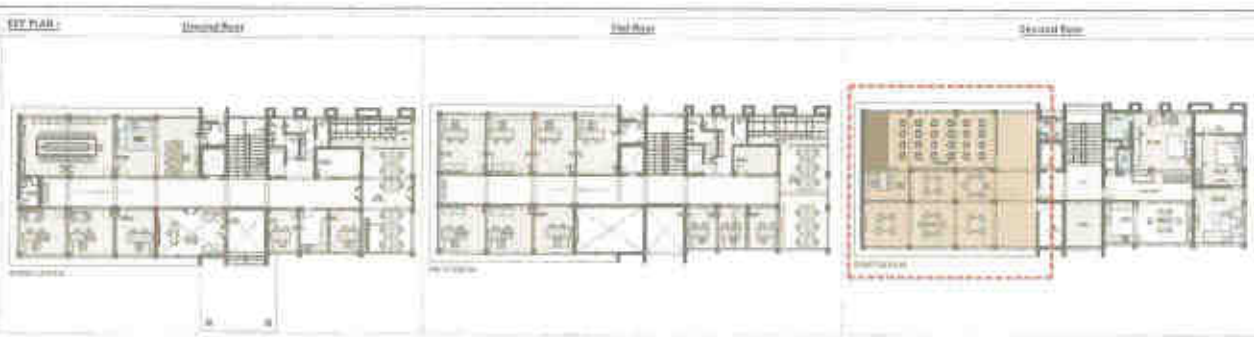
Handwritten signature: J.M. PM (B) ABC
Handwritten text: Akshat



GENERAL NOTES:
 1. ALL DIMENSIONS ARE TO BE AS SHOWN UNLESS SPECIFIED OTHERWISE.
 2. ALL DIMENSIONS ARE TO BE AS SHOWN UNLESS SPECIFIED OTHERWISE.
 3. ALL DIMENSIONS ARE TO BE AS SHOWN UNLESS SPECIFIED OTHERWISE.
 4. ALL DIMENSIONS ARE TO BE AS SHOWN UNLESS SPECIFIED OTHERWISE.
 5. ALL DIMENSIONS ARE TO BE AS SHOWN UNLESS SPECIFIED OTHERWISE.
 6. ALL DIMENSIONS ARE TO BE AS SHOWN UNLESS SPECIFIED OTHERWISE.
 7. ALL DIMENSIONS ARE TO BE AS SHOWN UNLESS SPECIFIED OTHERWISE.
 8. ALL DIMENSIONS ARE TO BE AS SHOWN UNLESS SPECIFIED OTHERWISE.
 9. ALL DIMENSIONS ARE TO BE AS SHOWN UNLESS SPECIFIED OTHERWISE.
 10. ALL DIMENSIONS ARE TO BE AS SHOWN UNLESS SPECIFIED OTHERWISE.

SYMBOL	DESCRIPTION	SYMBOL	DESCRIPTION
[Symbol]	WOODEN FINISH WALL	[Symbol]	WOODEN FINISH WALL
[Symbol]	WOODEN FINISH WALL	[Symbol]	WOODEN FINISH WALL
[Symbol]	WOODEN FINISH WALL	[Symbol]	WOODEN FINISH WALL

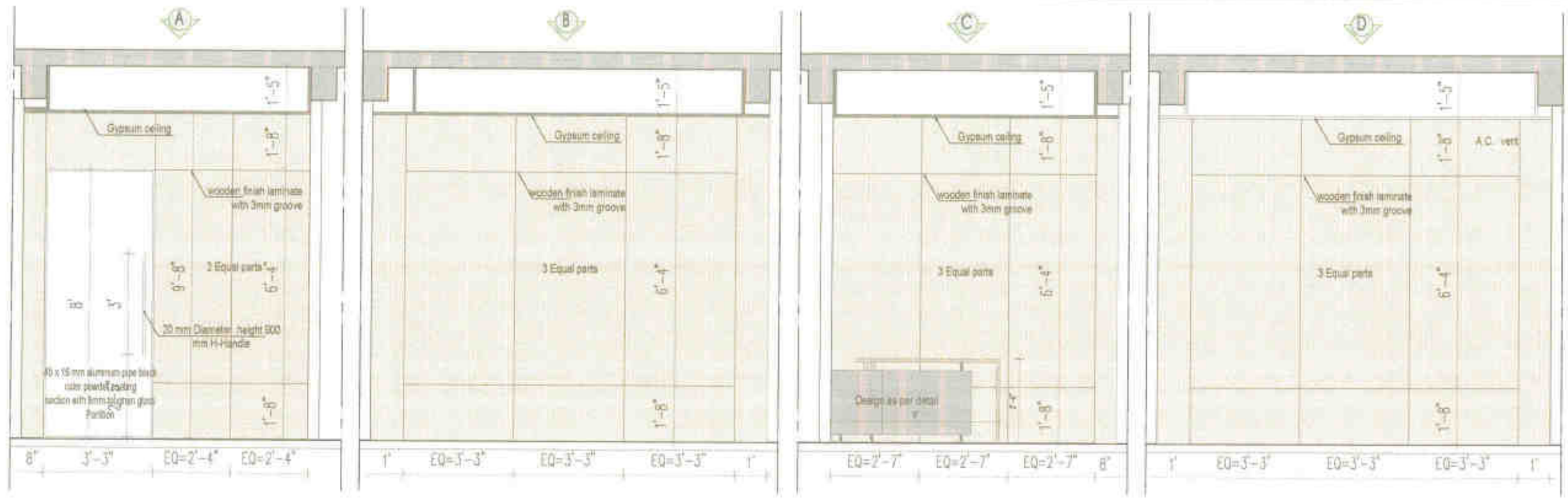
COMMENTS:
 1. ALL DIMENSIONS ARE TO BE AS SHOWN UNLESS SPECIFIED OTHERWISE.
 2. ALL DIMENSIONS ARE TO BE AS SHOWN UNLESS SPECIFIED OTHERWISE.
 3. ALL DIMENSIONS ARE TO BE AS SHOWN UNLESS SPECIFIED OTHERWISE.
 4. ALL DIMENSIONS ARE TO BE AS SHOWN UNLESS SPECIFIED OTHERWISE.
 5. ALL DIMENSIONS ARE TO BE AS SHOWN UNLESS SPECIFIED OTHERWISE.
 6. ALL DIMENSIONS ARE TO BE AS SHOWN UNLESS SPECIFIED OTHERWISE.
 7. ALL DIMENSIONS ARE TO BE AS SHOWN UNLESS SPECIFIED OTHERWISE.
 8. ALL DIMENSIONS ARE TO BE AS SHOWN UNLESS SPECIFIED OTHERWISE.
 9. ALL DIMENSIONS ARE TO BE AS SHOWN UNLESS SPECIFIED OTHERWISE.
 10. ALL DIMENSIONS ARE TO BE AS SHOWN UNLESS SPECIFIED OTHERWISE.



REVISION	DATE	DESCRIPTION

CPM ID WD 36
 TRAINING CENTRE DETAIL



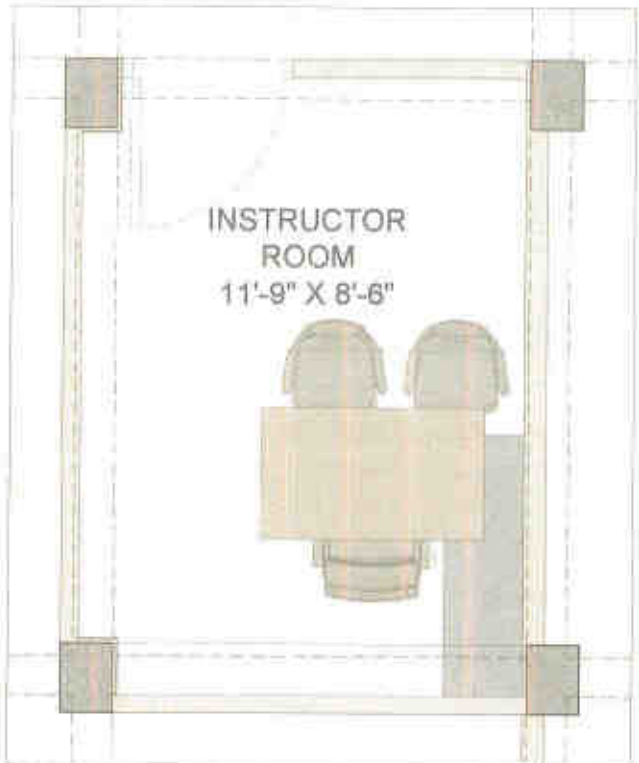


SECTION-A

SECTION-B

SECTION-C

SECTION-D



PLAN

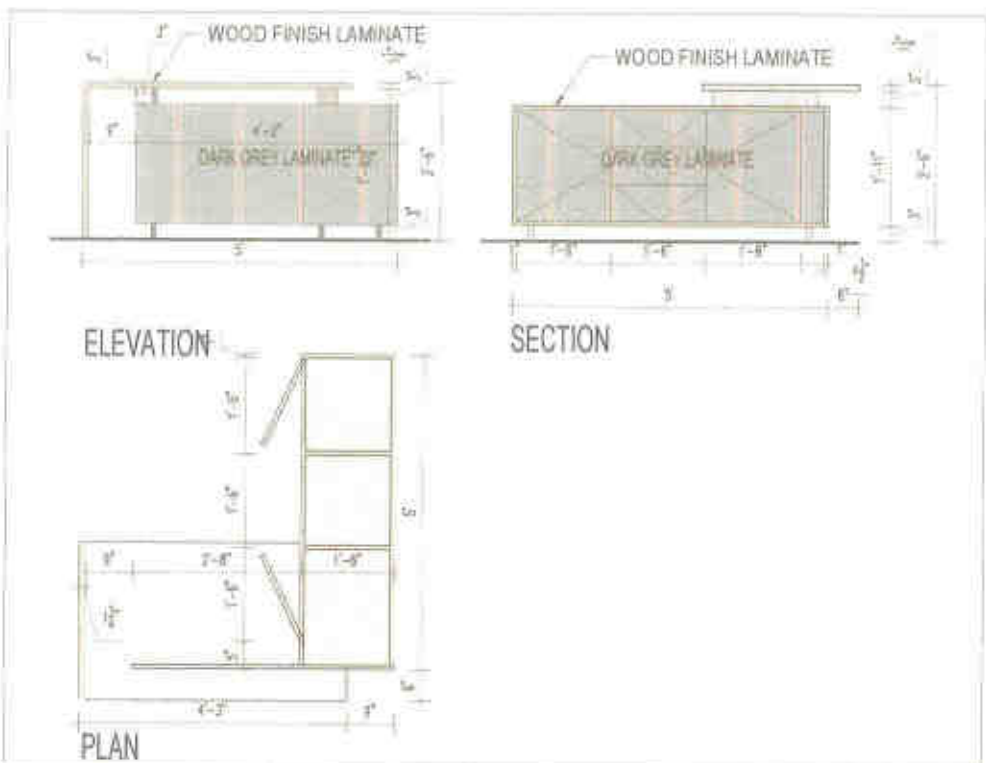



TABLE DETAIL



KEY PLAN

Handwritten signature: W. W. PM (B. S. J.) ARC



GENERAL NOTES

- All dimensions are to be finished unless otherwise stated.
- ALL DIMENSIONS ARE IN METERS.
- NOTES: DRAWING SHOULD BE READ IN CONJUNCTION WITH THE SPECIFICATIONS AND CONTRACT DOCUMENTS.
- ALL WORKS ARE TO BE COMPLETED IN ACCORDANCE WITH THE SPECIFICATIONS AND CONTRACT DOCUMENTS.
- ALL WORKS ARE TO BE COMPLETED IN ACCORDANCE WITH THE SPECIFICATIONS AND CONTRACT DOCUMENTS.
- ALL WORKS ARE TO BE COMPLETED IN ACCORDANCE WITH THE SPECIFICATIONS AND CONTRACT DOCUMENTS.

SYMBOL	DESCRIPTION	SYMBOL	DESCRIPTION
(Symbol)	WOOD FINISH LAMINATE	(Symbol)	WOOD FINISH LAMINATE
(Symbol)	DARK GREY LAMINATE	(Symbol)	DARK GREY LAMINATE

CONSULTANTS:

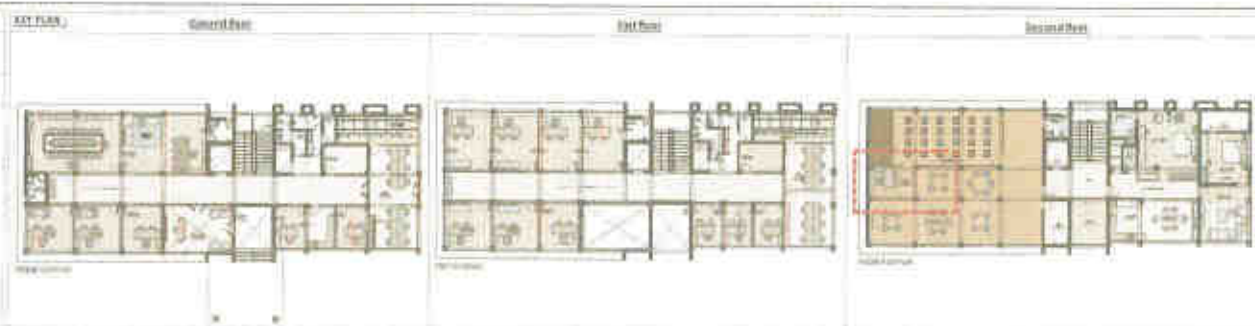
STRUCTURAL CONSULTANT:

MVT CONSULTANT:

LANDSCAPE CONSULTANT:

ELECTRICAL CONSULTANT:

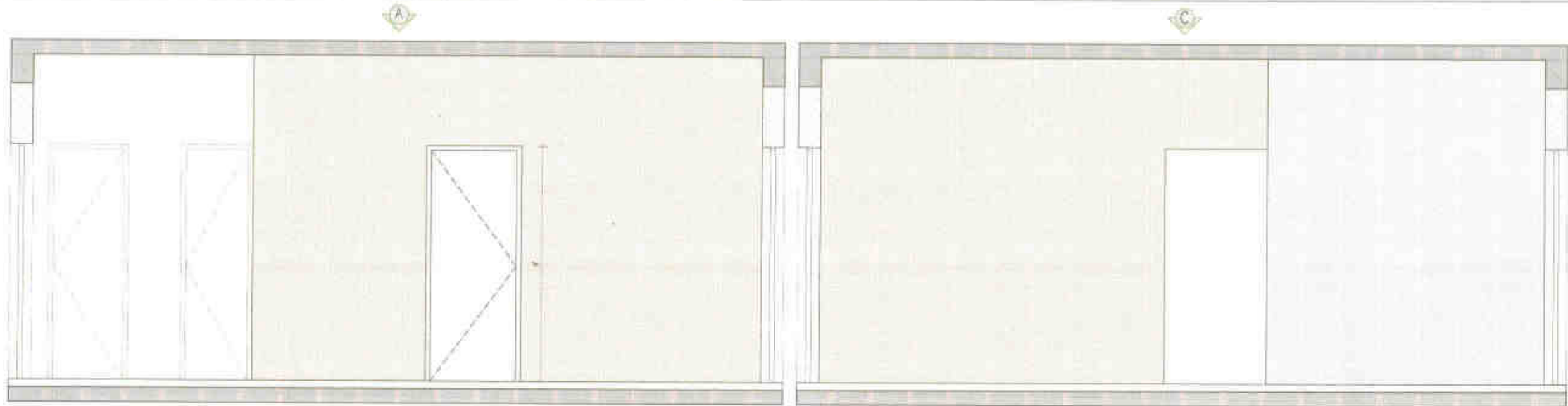
MECHANICAL CONSULTANT:



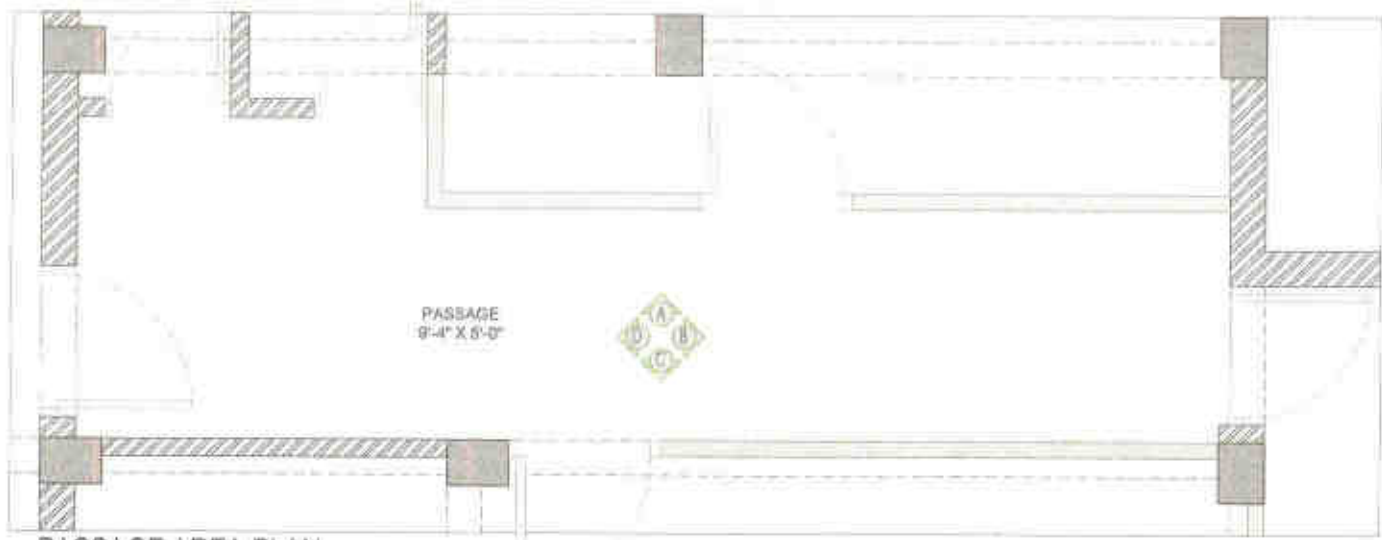
PROJECT NO.		DATE	
CLIENT		DESIGNER	
DESIGNER		DATE	
DATE		SCALE	
SCALE		DATE	

CPM_ID_WD_37

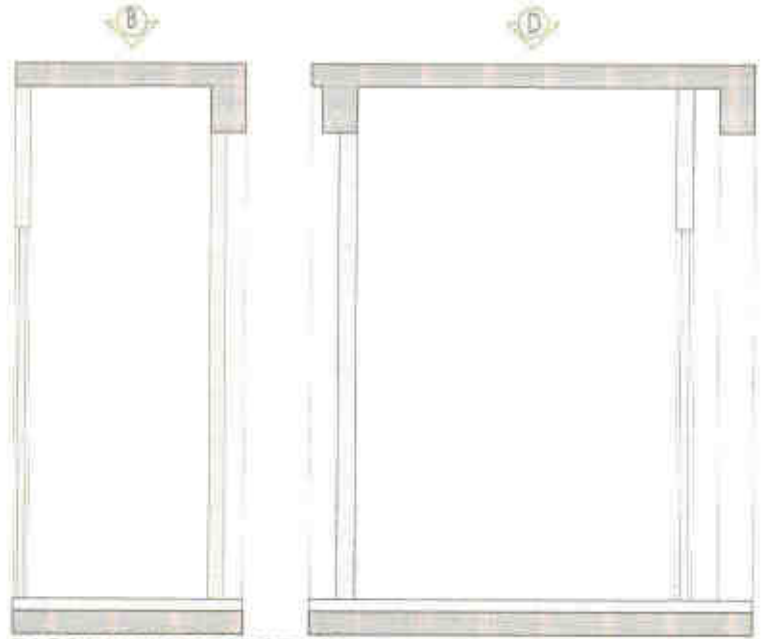
INSTRUCTOR_ROOM_DETAIL



PASSAGE AREA SECTION



PASSAGE AREA PLAN

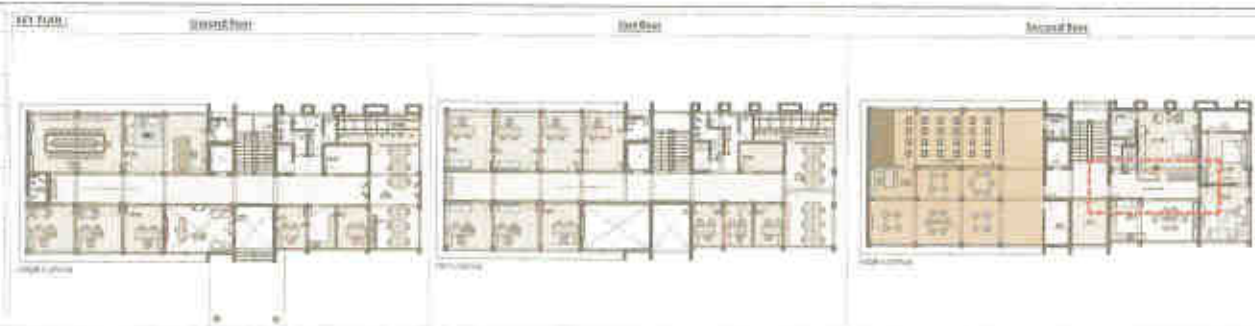


PASSAGE AREA SECTION

KEY PLAN

GENERAL NOTES:
 1. ALL DIMENSIONS ARE TO FACE UNLESS NOTED OTHERWISE.
 2. ALL DIMENSIONS ARE IN MM.
 3. REFER TO ALL DRAWINGS FOR MATERIALS.
 4. IN CASE OF ANY DISCREPANCY BETWEEN ARCHITECTURAL DRAWINGS AND STRUCTURAL DRAWINGS, THE ARCHITECTURAL DRAWINGS SHALL TAKE PRECEDENCE.
 5. ALL WORK SHALL BE IN ACCORDANCE WITH THE SINGAPORE BUILDING REGULATIONS AND ALL APPLICABLE CODES OF PRACTICE.
 6. THIS DRAWING IS THE PROPERTY OF A&D ASSOCIATES AND SHALL NOT BE REPRODUCED OR TRANSMITTED IN ANY FORM OR BY ANY MEANS, ELECTRONIC OR MECHANICAL, WITHOUT THE WRITTEN PERMISSION OF A&D ASSOCIATES.

SYMBOL	SPECIFICATION	MARK	SPECIFICATION
	CONCRETE		
	BRICKWORK		
	PLASTER		
	DOOR		
	WINDOW		



DESIGNER:	DATE:	SCALE:
PROJECT NO.:	PROJECT NAME:	PROJECT LOCATION:
CLIENT:	ARCHITECT:	ENGINEER:
DATE OF ISSUE:	REVISIONS:	APPROVED BY:

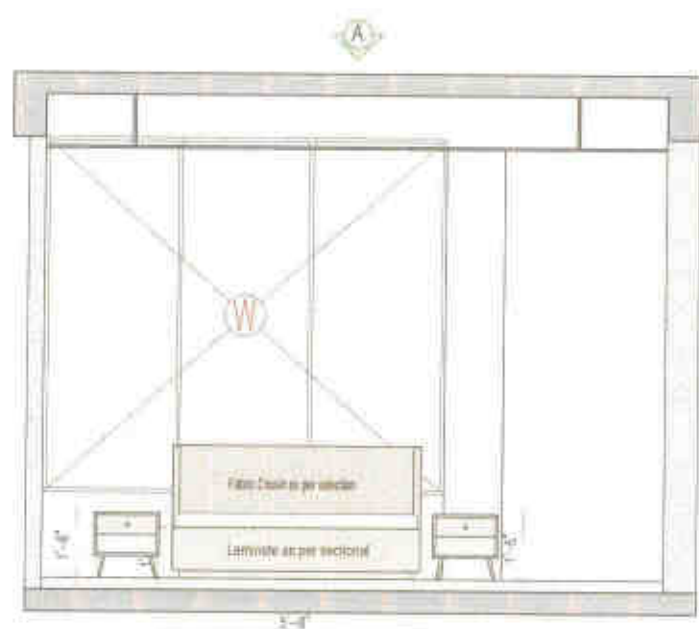
CPM_ID_WD_38
 PASSAGE_SECOND_FLOOR_DETAIL

ad
 A&D ASSOCIATES

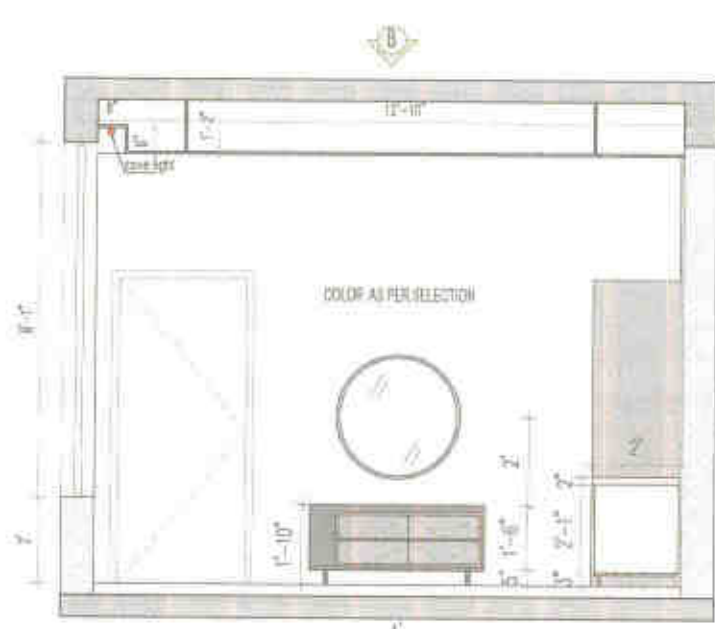
Architects
 1000, Orchard Road, #04-01, Singapore 118147
 Tel: +65 6339 1111
 Fax: +65 6339 1112
 Email: info@adassociates.com.sg

Handwritten signature: J. M. (Fug) BRC

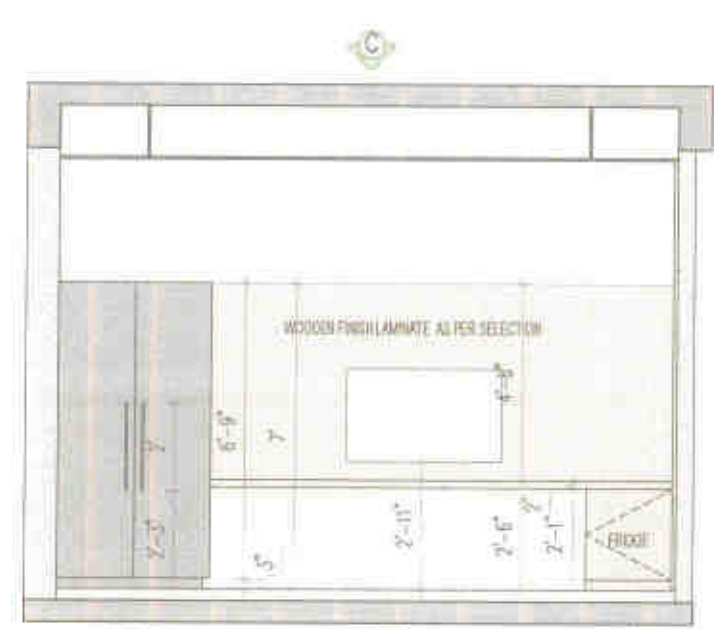




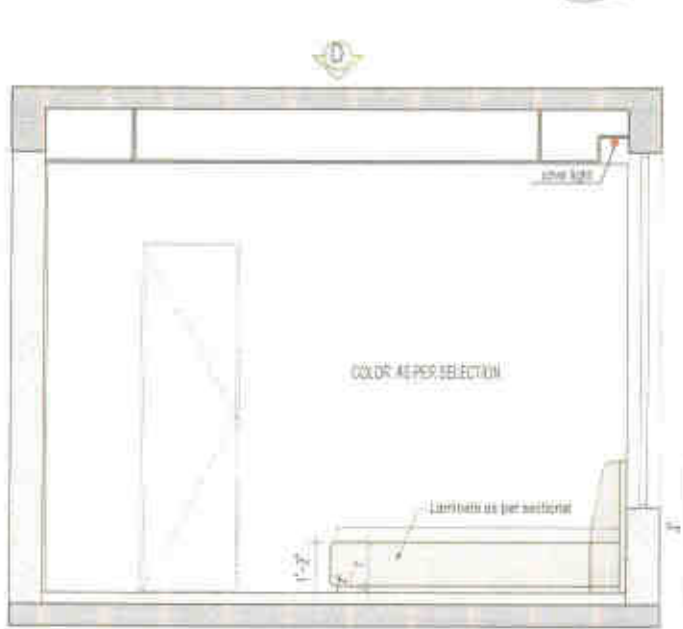
SECTION A



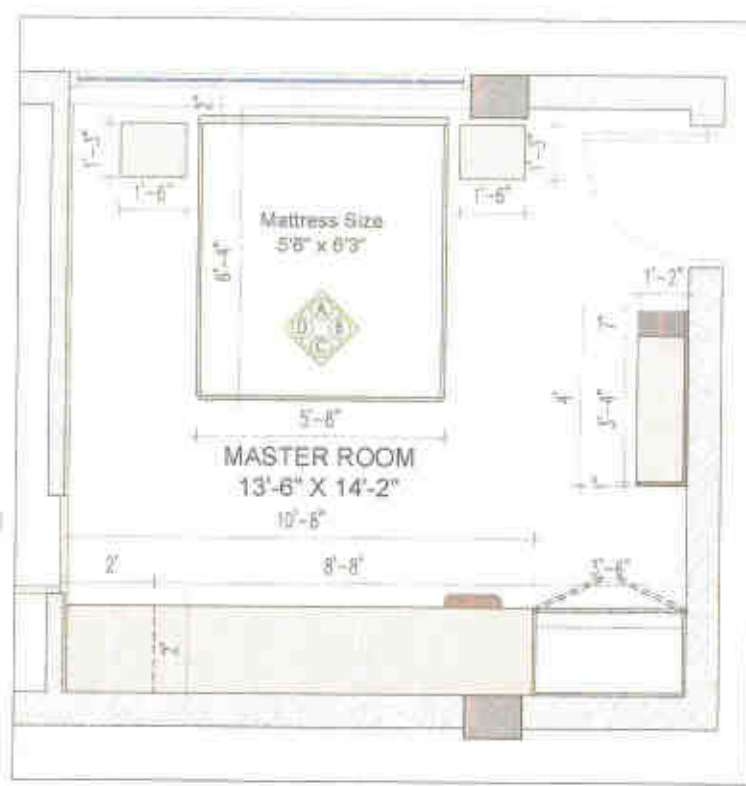
SECTION B



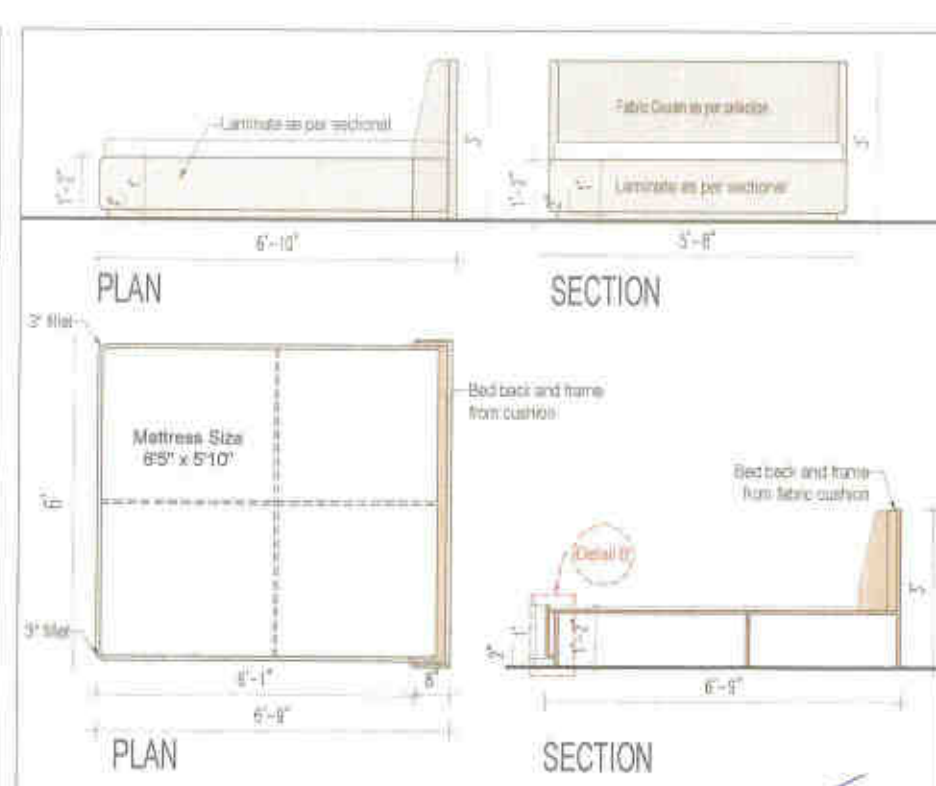
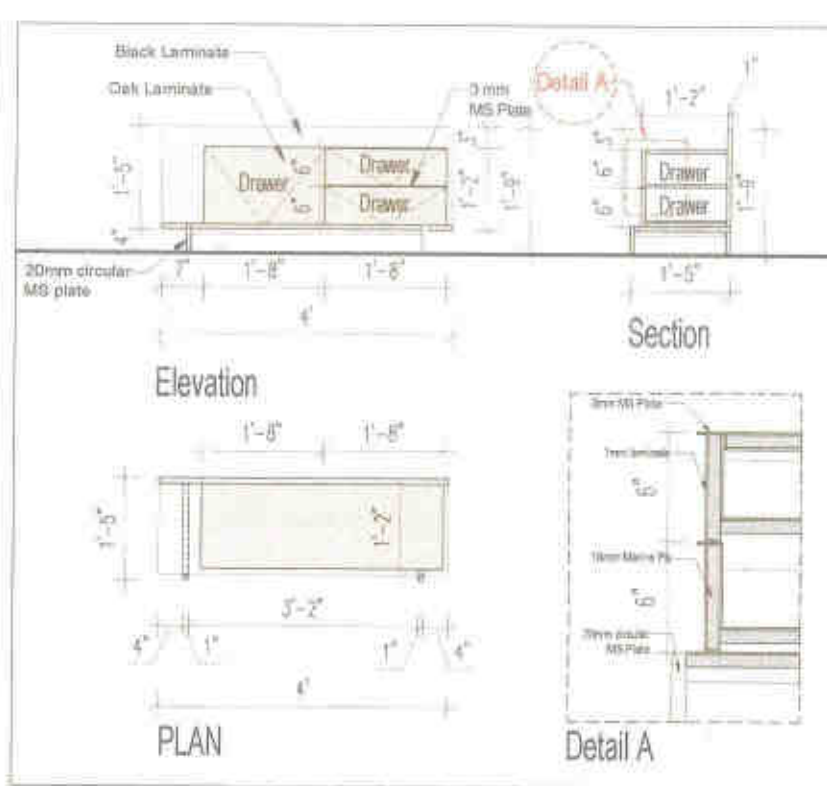
SECTION C



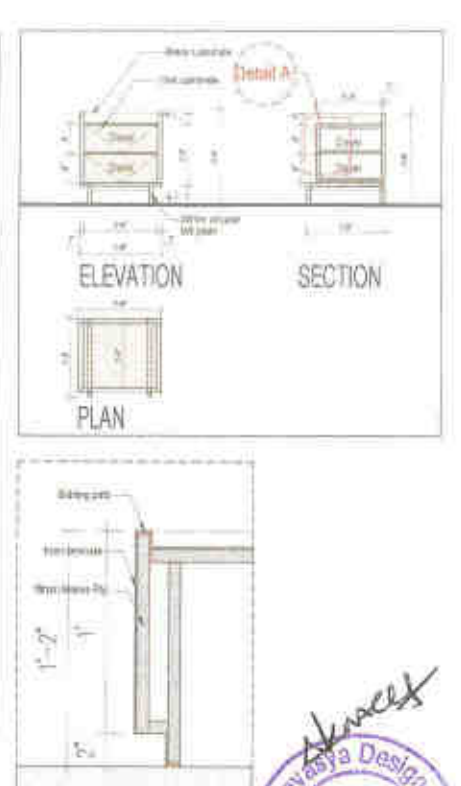
SECTION D



MASTER ROOM PLAN



BED DETAILS



Detail B

Handwritten signature: Y.M. PM (RSD) BRC



GENERAL NOTES

- All dimensions are in metric unless otherwise specified.
- Refer to the architectural drawings for details.
- Use the correct materials and finishes as specified.
- Check the structural drawings for loadings and fixings.
- Refer to the electrical drawings for lighting and power points.
- Refer to the plumbing drawings for sanitary and water supply.
- Refer to the mechanical drawings for ventilation and air conditioning.
- Refer to the landscape drawings for garden and paving.
- Refer to the site plan for location and boundaries.
- Refer to the title block for project information.

LEGEND

SYMBOL	DESCRIPTION
(Symbol)	20mm circular MS plate
(Symbol)	3mm MS Plate

COORDINATES

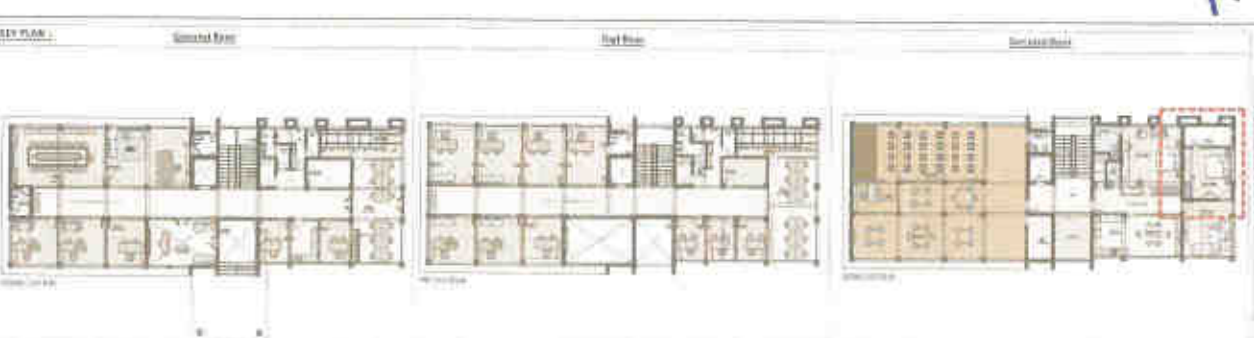
STRUCTURE CONSULTANT:

MEP CONSULTANT:

LANDSCAPE CONSULTANT:

GREEN BUILDING CONSULTANT:

PROJECT MANAGEMENT CONSULTANT:



REVISIONS

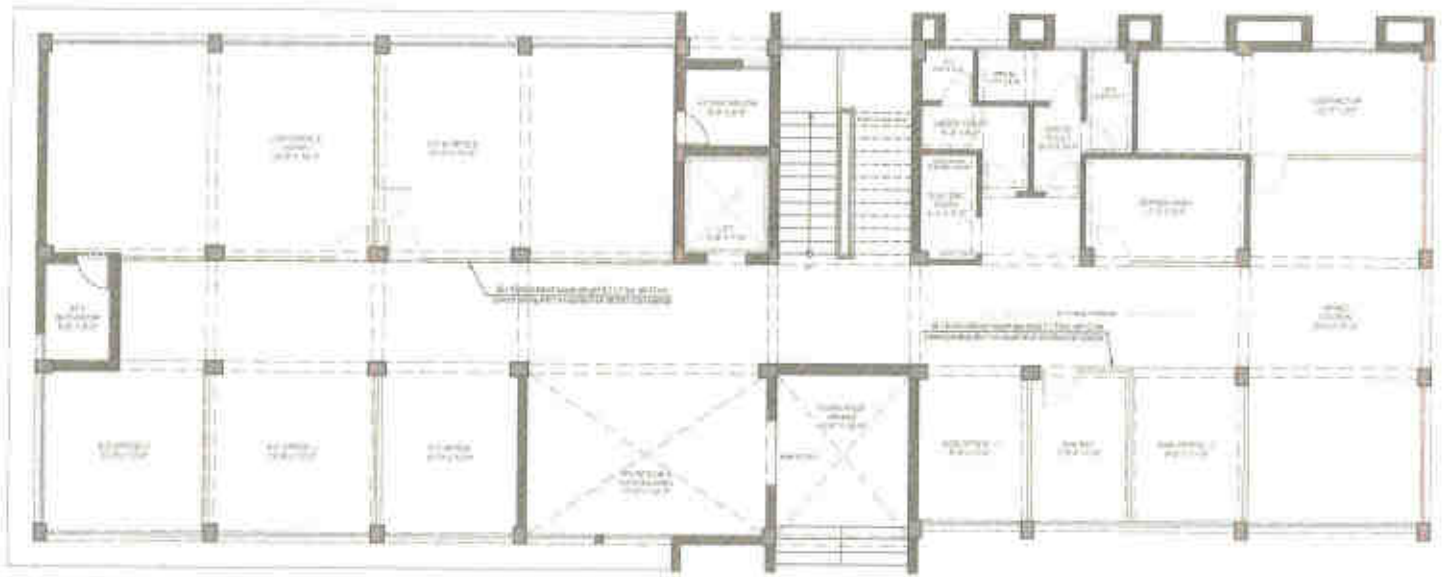
NO.	DESCRIPTION	DATE
1	ISSUED FOR PERMIT	12/12/2023
2	REVISED	12/12/2023

CPM_ID_WD_40
MASTER BEDROOM DETAIL

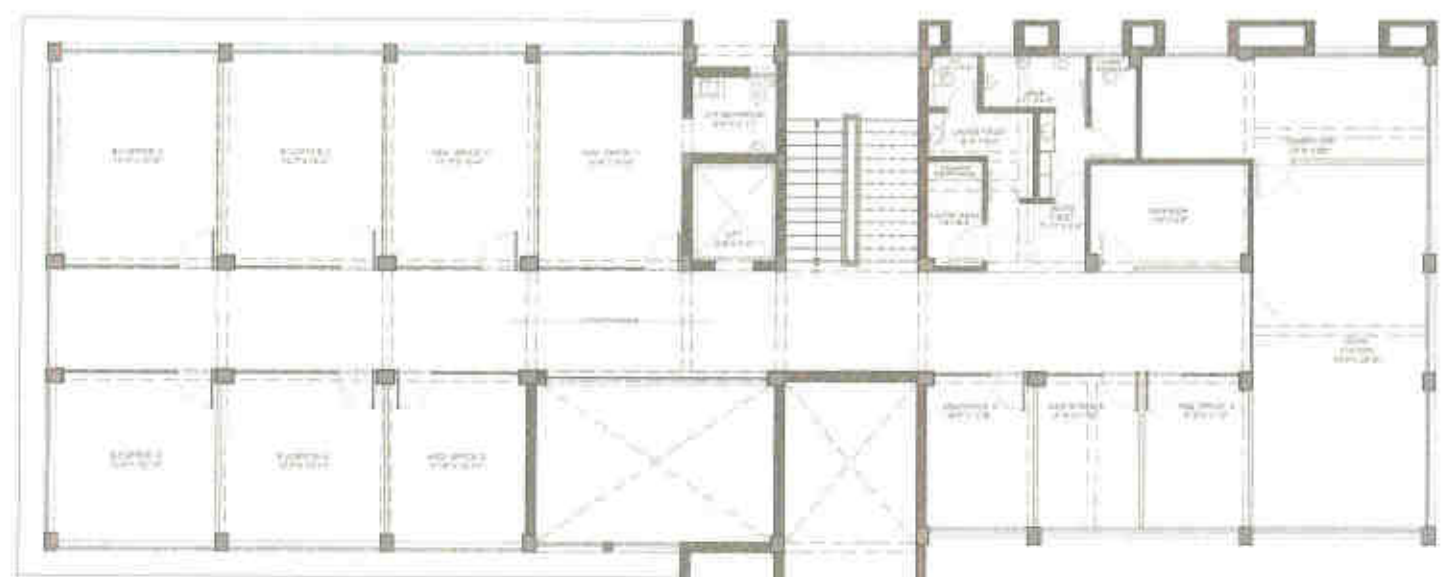
ada
Architects & Urban designers

100, Park Road, Surat, Gujarat, India
Phone: +91 79 1234 5678
Email: info@ada.com

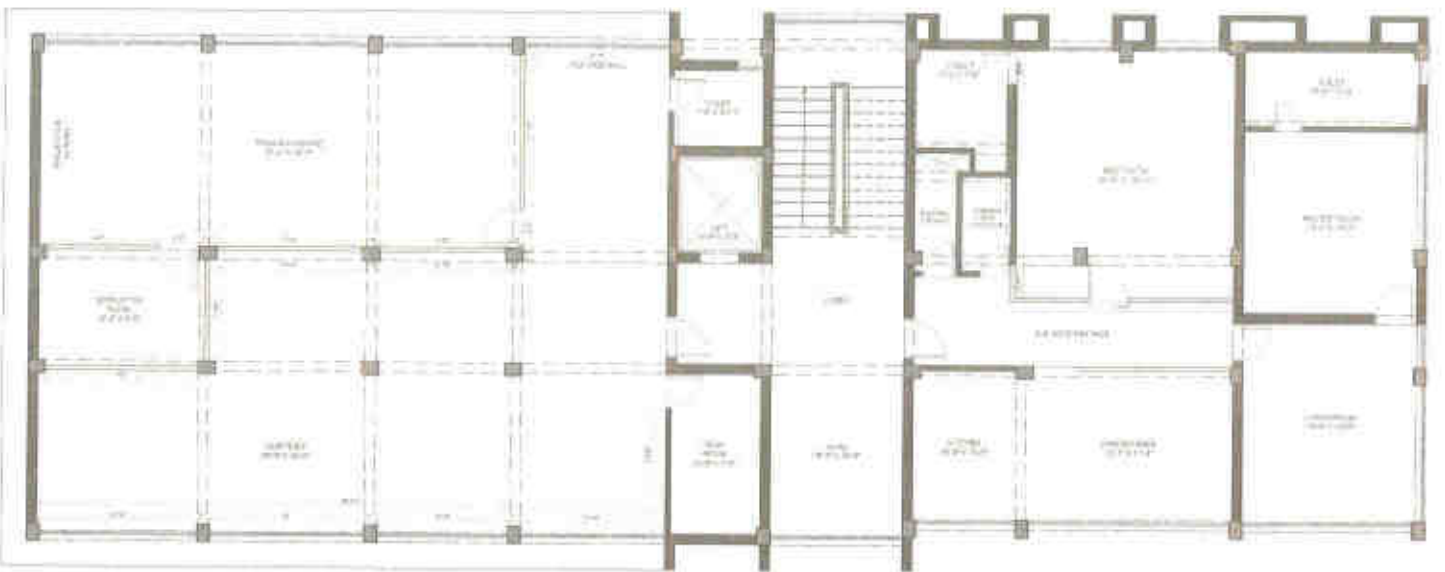
10 103



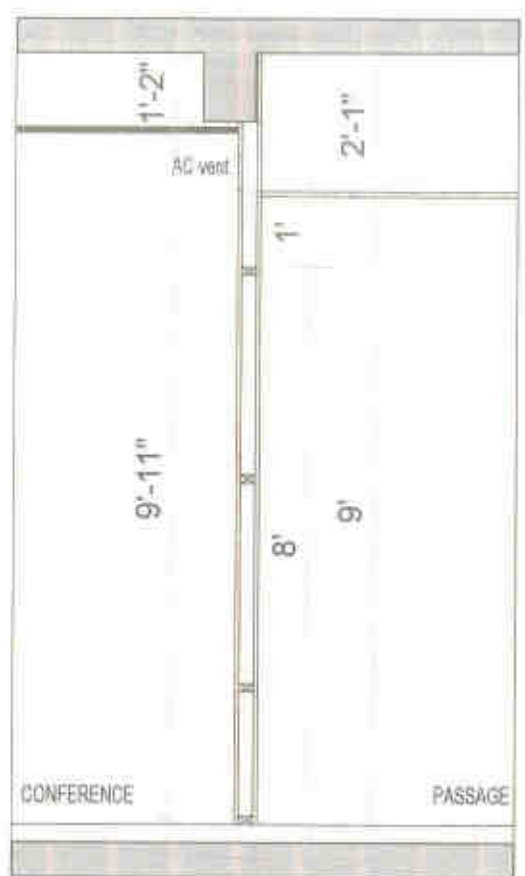
GROUND FLOOR WOODEN PARTITION PLAN



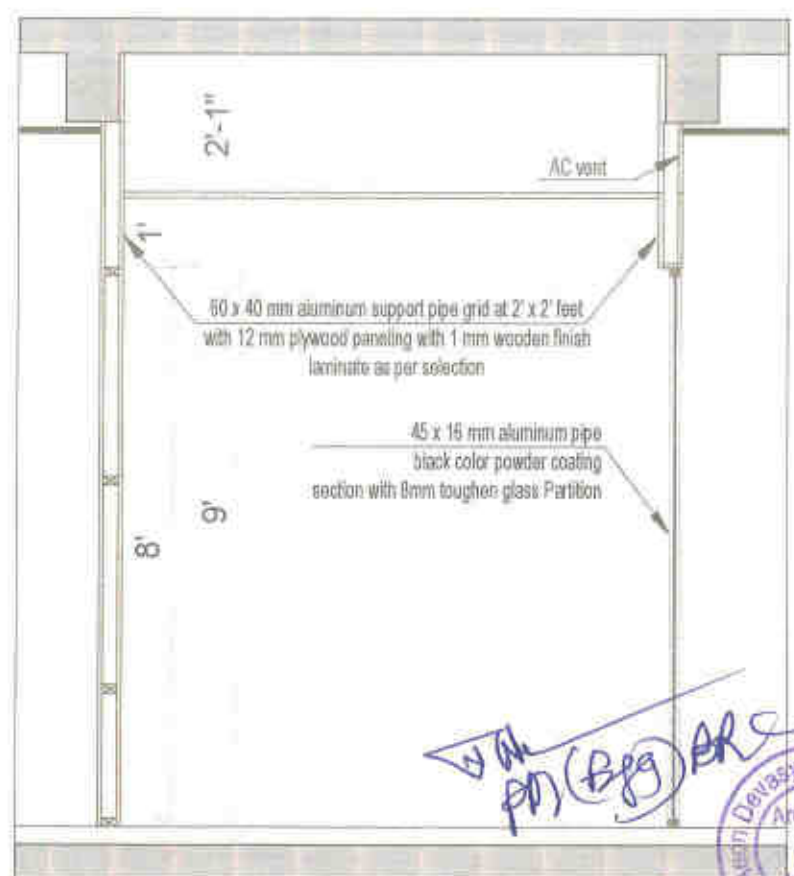
FIRST FLOOR WOODEN PARTITION PLAN



SECOND FLOOR WOODEN PARTITION PLAN



WOODEN PARTITION SECTIONAL

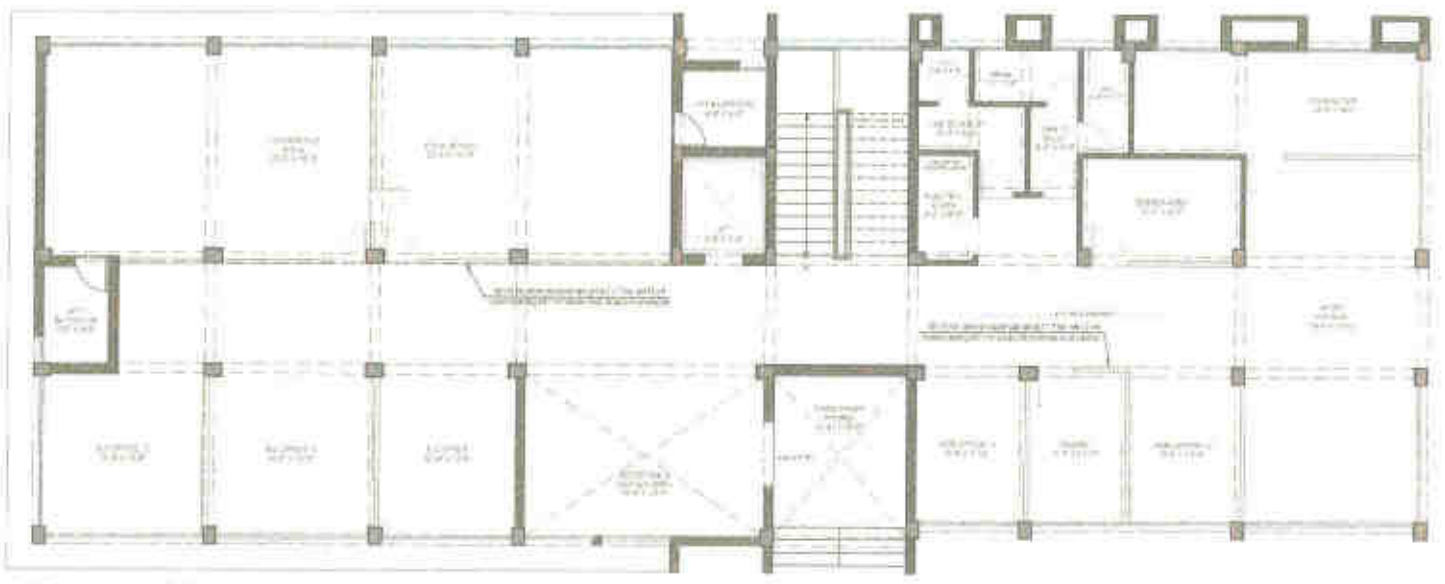


PASSAGE AREA SECTION

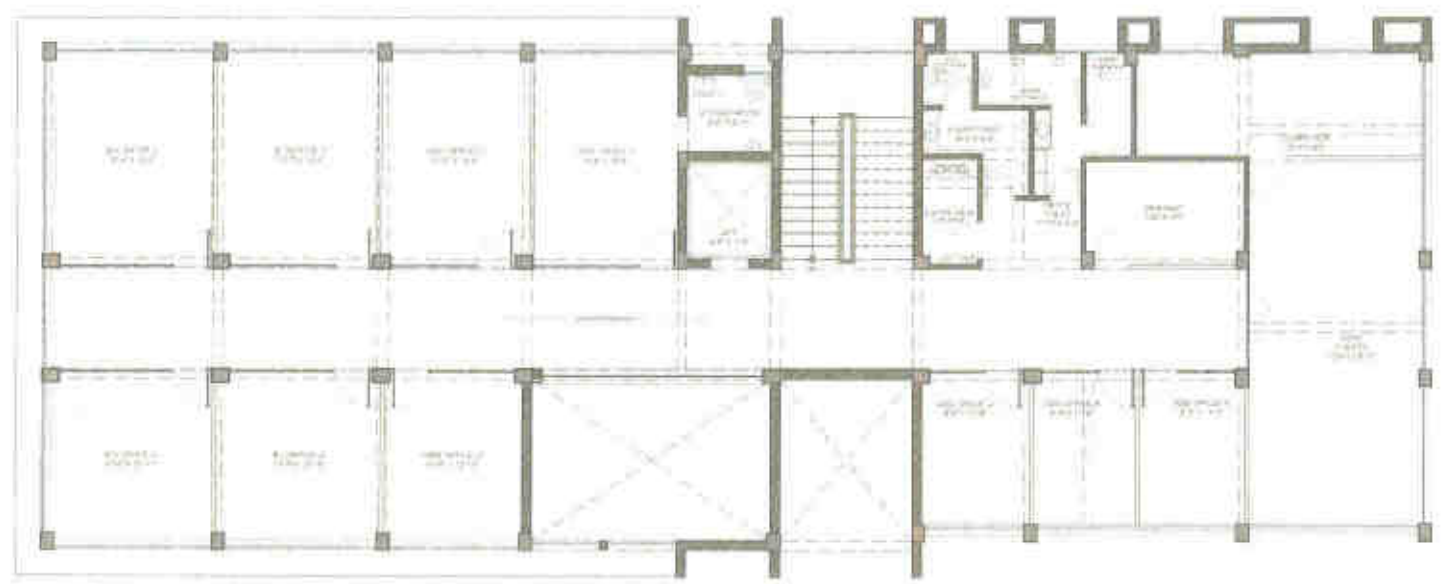
W.A. PD (Bpg) ARS
 Aadi Devasya Design Architects
 Aadi Devasya Designers
 Aadi Devasya Architects
 Aadi Devasya Designers

GENERAL NOTES 1. ALL DIMENSIONS ARE TO FACE UNLESS SPECIFIED OTHERWISE. 2. ALL WORK IS TO BE DONE IN ACCORDANCE WITH THE SANSKRIT ARCHITECTURE ACT, 1956 AND THE ARCHITECTURE (REGULATION) ACT, 1962. 3. ALL WORK IS TO BE DONE IN ACCORDANCE WITH THE SANSKRIT ARCHITECTURE ACT, 1956 AND THE ARCHITECTURE (REGULATION) ACT, 1962. 4. ALL WORK IS TO BE DONE IN ACCORDANCE WITH THE SANSKRIT ARCHITECTURE ACT, 1956 AND THE ARCHITECTURE (REGULATION) ACT, 1962. 5. ALL WORK IS TO BE DONE IN ACCORDANCE WITH THE SANSKRIT ARCHITECTURE ACT, 1956 AND THE ARCHITECTURE (REGULATION) ACT, 1962. 6. ALL WORK IS TO BE DONE IN ACCORDANCE WITH THE SANSKRIT ARCHITECTURE ACT, 1956 AND THE ARCHITECTURE (REGULATION) ACT, 1962. 7. ALL WORK IS TO BE DONE IN ACCORDANCE WITH THE SANSKRIT ARCHITECTURE ACT, 1956 AND THE ARCHITECTURE (REGULATION) ACT, 1962. 8. ALL WORK IS TO BE DONE IN ACCORDANCE WITH THE SANSKRIT ARCHITECTURE ACT, 1956 AND THE ARCHITECTURE (REGULATION) ACT, 1962. 9. ALL WORK IS TO BE DONE IN ACCORDANCE WITH THE SANSKRIT ARCHITECTURE ACT, 1956 AND THE ARCHITECTURE (REGULATION) ACT, 1962. 10. ALL WORK IS TO BE DONE IN ACCORDANCE WITH THE SANSKRIT ARCHITECTURE ACT, 1956 AND THE ARCHITECTURE (REGULATION) ACT, 1962.	LEGEND GENERAL: 1. 2. 3. 4. 5. 6. 7. 8. 9. 10. 11. 12. 13. 14. 15. 16. 17. 18. 19. 20. 21. 22. 23. 24. 25. 26. 27. 28. 29. 30. 31. 32. 33. 34. 35. 36. 37. 38. 39. 40. 41. 42. 43. 44. 45. 46. 47. 48. 49. 50. 51. 52. 53. 54. 55. 56. 57. 58. 59. 60. 61. 62. 63. 64. 65. 66. 67. 68. 69. 70. 71. 72. 73. 74. 75. 76. 77. 78. 79. 80. 81. 82. 83. 84. 85. 86. 87. 88. 89. 90. 91. 92. 93. 94. 95. 96. 97. 98. 99. 100. 101. 102. 103. 104. 105. 106. 107. 108. 109. 110. 111. 112. 113. 114. 115. 116. 117. 118. 119. 120. 121. 122. 123. 124. 125. 126. 127. 128. 129. 130. 131. 132. 133. 134. 135. 136. 137. 138. 139. 140. 141. 142. 143. 144. 145. 146. 147. 148. 149. 150. 151. 152. 153. 154. 155. 156. 157. 158. 159. 160. 161. 162. 163. 164. 165. 166. 167. 168. 169. 170. 171. 172. 173. 174. 175. 176. 177. 178. 179. 180. 181. 182. 183. 184. 185. 186. 187. 188. 189. 190. 191. 192. 193. 194. 195. 196. 197. 198. 199. 200. 201. 202. 203. 204. 205. 206. 207. 208. 209. 210. 211. 212. 213. 214. 215. 216. 217. 218. 219. 220. 221. 222. 223. 224. 225. 226. 227. 228. 229. 230. 231. 232. 233. 234. 235. 236. 237. 238. 239. 240. 241. 242. 243. 244. 245. 246. 247. 248. 249. 250. 251. 252. 253. 254. 255. 256. 257. 258. 259. 260. 261. 262. 263. 264. 265. 266. 267. 268. 269. 270. 271. 272. 273. 274. 275. 276. 277. 278. 279. 280. 281. 282. 283. 284. 285. 286. 287. 288. 289. 290. 291. 292. 293. 294. 295. 296. 297. 298. 299. 300. 301. 302. 303. 304. 305. 306. 307. 308. 309. 310. 311. 312. 313. 314. 315. 316. 317. 318. 319. 320. 321. 322. 323. 324. 325. 326. 327. 328. 329. 330. 331. 332. 333. 334. 335. 336. 337. 338. 339. 340. 341. 342. 343. 344. 345. 346. 347. 348. 349. 350. 351. 352. 353. 354. 355. 356. 357. 358. 359. 360. 361. 362. 363. 364. 365. 366. 367. 368. 369. 370. 371. 372. 373. 374. 375. 376. 377. 378. 379. 380. 381. 382. 383. 384. 385. 386. 387. 388. 389. 390. 391. 392. 393. 394. 395. 396. 397. 398. 399. 400. 401. 402. 403. 404. 405. 406. 407. 408. 409. 410. 411. 412. 413. 414. 415. 416. 417. 418. 419. 420. 421. 422. 423. 424. 425. 426. 427. 428. 429. 430. 431. 432. 433. 434. 435. 436. 437. 438. 439. 440. 441. 442. 443. 444. 445. 446. 447. 448. 449. 450. 451. 452. 453. 454. 455. 456. 457. 458. 459. 460. 461. 462. 463. 464. 465. 466. 467. 468. 469. 470. 471. 472. 473. 474. 475. 476. 477. 478. 479. 480. 481. 482. 483. 484. 485. 486. 487. 488. 489. 490. 491. 492. 493. 494. 495. 496. 497. 498. 499. 500. 501. 502. 503. 504. 505. 506. 507. 508. 509. 510. 511. 512. 513. 514. 515. 516. 517. 518. 519. 520. 521. 522. 523. 524. 525. 526. 527. 528. 529. 530. 531. 532. 533. 534. 535. 536. 537. 538. 539. 540. 541. 542. 543. 544. 545. 546. 547. 548. 549. 550. 551. 552. 553. 554. 555. 556. 557. 558. 559. 560. 561. 562. 563. 564. 565. 566. 567. 568. 569. 570. 571. 572. 573. 574. 575. 576. 577. 578. 579. 580. 581. 582. 583. 584. 585. 586. 587. 588. 589. 590. 591. 592. 593. 594. 595. 596. 597. 598. 599. 600. 601. 602. 603. 604. 605. 606. 607. 608. 609. 610. 611. 612. 613. 614. 615. 616. 617. 618. 619. 620. 621. 622. 623. 624. 625. 626. 627. 628. 629. 630. 631. 632. 633. 634. 635. 636. 637. 638. 639. 640. 641. 642. 643. 644. 645. 646. 647. 648. 649. 650. 651. 652. 653. 654. 655. 656. 657. 658. 659. 660. 661. 662. 663. 664. 665. 666. 667. 668. 669. 670. 671. 672. 673. 674. 675. 676. 677. 678. 679. 680. 681. 682. 683. 684. 685. 686. 687. 688. 689. 690. 691. 692. 693. 694. 695. 696. 697. 698. 699. 700. 701. 702. 703. 704. 705. 706. 707. 708. 709. 710. 711. 712. 713. 714. 715. 716. 717. 718. 719. 720. 721. 722. 723. 724. 725. 726. 727. 728. 729. 730. 731. 732. 733. 734. 735. 736. 737. 738. 739. 740. 741. 742. 743. 744. 745. 746. 747. 748. 749. 750. 751. 752. 753. 754. 755. 756. 757. 758. 759. 760. 761. 762. 763. 764. 765. 766. 767. 768. 769. 770. 771. 772. 773. 774. 775. 776. 777. 778. 779. 780. 781. 782. 783. 784. 785. 786. 787. 788. 789. 790. 791. 792. 793. 794. 795. 796. 797. 798. 799. 800. 801. 802. 803. 804. 805. 806. 807. 808. 809. 810. 811. 812. 813. 814. 815. 816. 817. 818. 819. 820. 821. 822. 823. 824. 825. 826. 827. 828. 829. 830. 831. 832. 833. 834. 835. 836. 837. 838. 839. 840. 841. 842. 843. 844. 845. 846. 847. 848. 849. 850. 851. 852. 853. 854. 855. 856. 857. 858. 859. 860. 861. 862. 863. 864. 865. 866. 867. 868. 869. 870. 871. 872. 873. 874. 875. 876. 877. 878. 879. 880. 881. 882. 883. 884. 885. 886. 887. 888. 889. 890. 891. 892. 893. 894. 895. 896. 897. 898. 899. 900. 901. 902. 903. 904. 905. 906. 907. 908. 909. 910. 911. 912. 913. 914. 915. 916. 917. 918. 919. 920. 921. 922. 923. 924. 925. 926. 927. 928. 929. 930. 931. 932. 933. 934. 935. 936. 937. 938. 939. 940. 941. 942. 943. 944. 945. 946. 947. 948. 949. 950. 951. 952. 953. 954. 955. 956. 957. 958. 959. 960. 961. 962. 963. 964. 965. 966. 967. 968. 969. 970. 971. 972. 973. 974. 975. 976. 977. 978. 979. 980. 981. 982. 983. 984. 985. 986. 987. 988. 989. 990. 991. 992. 993. 994. 995. 996. 997. 998. 999. 1000.	CONSULTANTS ARCHITECTURAL CONSULTANT: CIVIL CONSULTANT: MECHANICAL CONSULTANT: ELECTRICAL CONSULTANT: STRUCTURAL CONSULTANT: INTERIOR DESIGN CONSULTANT: LANDSCAPE CONSULTANT: GREEN BUILDING CONSULTANT: PROJECT MANAGEMENT CONSULTANCY:	FIRST FLOOR (Architectural Plan)	SECTIONAL (Wooden Partition Sectional)	SECTIONAL (Passage Area Sectional)	SECOND FLOOR (Architectural Plan)	GENERAL TITLE: CPM ID WD 42 PROJECT NO.: PROJECT DATE: DRAWING NO.: DRAWING SCALE: DRAWING BY: CHECKED BY: DATE:	PROJECT NO. CPM ID WD 42 GLASS PARTITION DETAIL
			GENERAL TITLE: CPM ID WD 42 PROJECT NO.: PROJECT DATE: DRAWING NO.: DRAWING SCALE: DRAWING BY: CHECKED BY: DATE:	PROJECT NO. CPM ID WD 42 GLASS PARTITION DETAIL 				

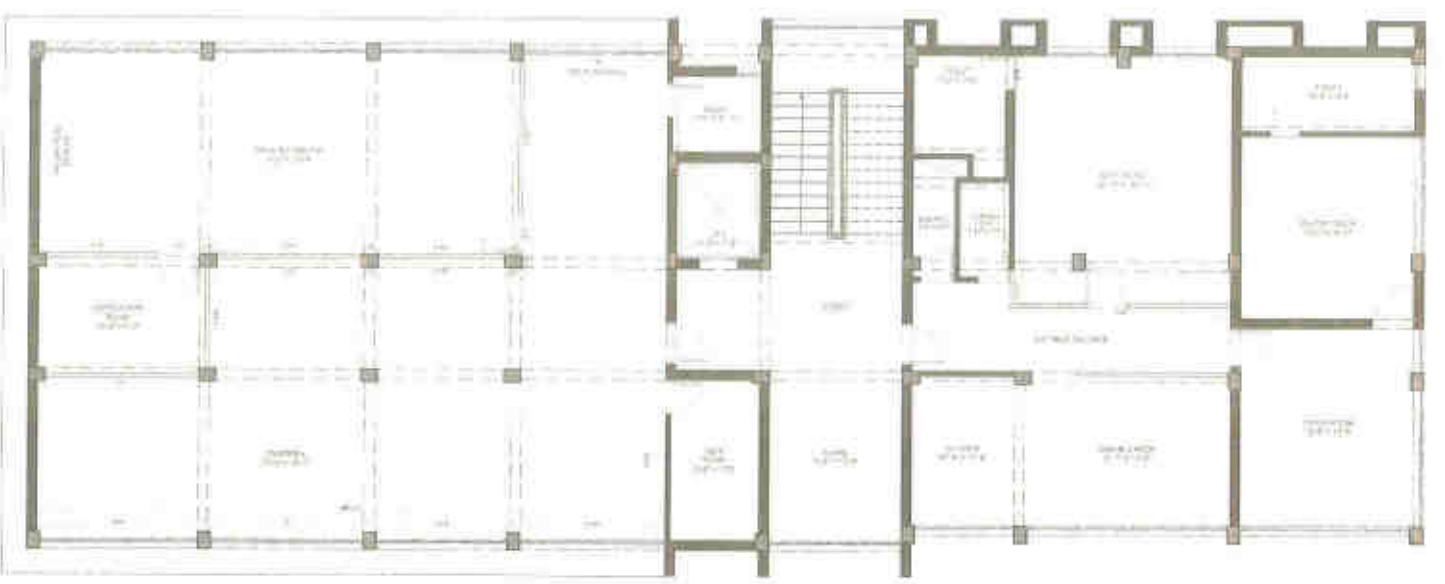
9 9



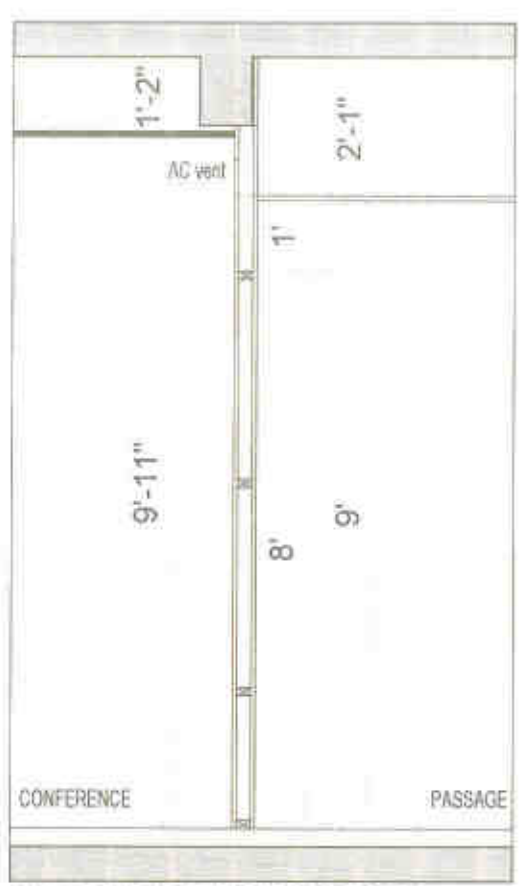
GROUND FLOOR WOODEN PARTITION PLAN



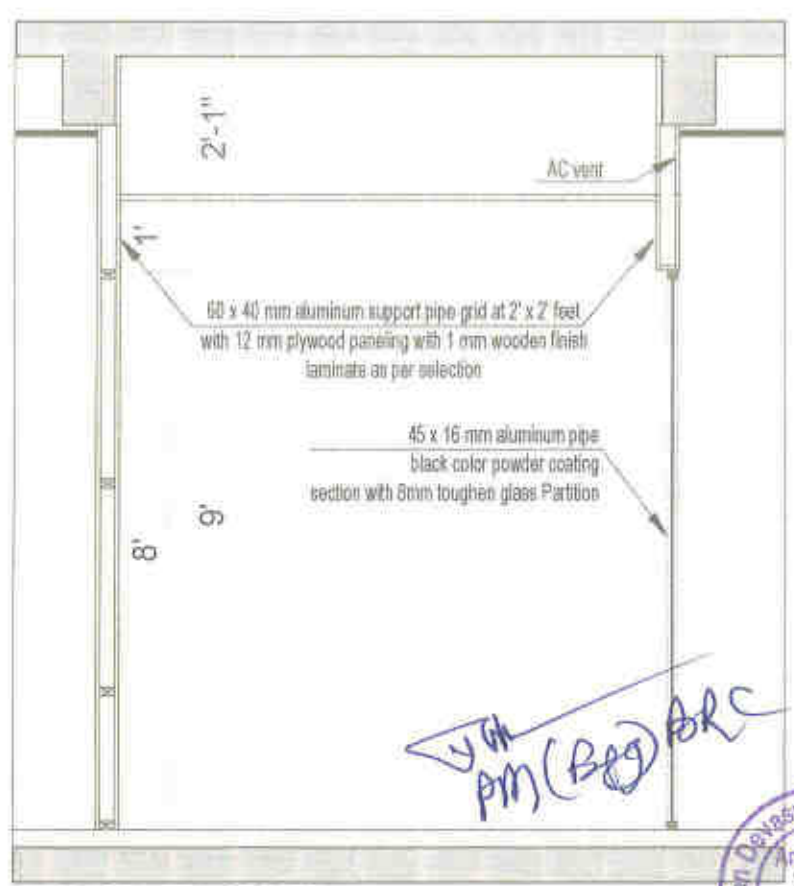
FIRST FLOOR WOODEN PARTITION PLAN



SECOND FLOOR WOODEN PARTITION PLAN



WOODEN PARTITION SECTIONAL



PASSAGE AREA SECTION

YGM
PM (BEG) ARC



GENERAL NOTES

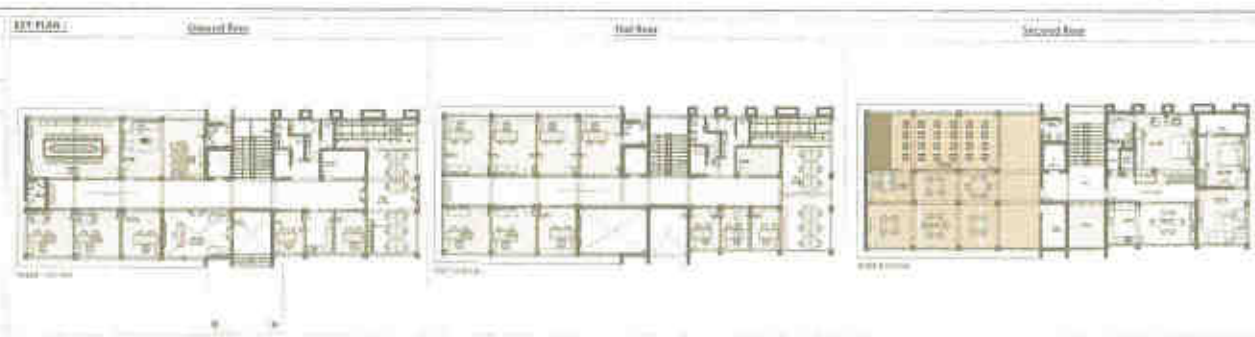
1. All dimensions are to be finished surface unless otherwise indicated.
2. All work shall be in accordance with the latest specifications of the relevant authorities.
3. All materials shall be of the highest quality and shall be approved by the relevant authorities.
4. All work shall be completed within the specified time frame.
5. All work shall be carried out in accordance with the relevant safety regulations.
6. All work shall be carried out in accordance with the relevant environmental regulations.
7. All work shall be carried out in accordance with the relevant health and safety regulations.
8. All work shall be carried out in accordance with the relevant fire safety regulations.
9. All work shall be carried out in accordance with the relevant accessibility regulations.
10. All work shall be carried out in accordance with the relevant sustainability regulations.

LEGEND

SYMBOL	DESCRIPTION	REMARKS
[Symbol]	WOODEN PARTITION WALL	
[Symbol]	GLASS PARTITION WALL	
[Symbol]	ALUMINUM PARTITION WALL	

CONSULTANTS

MECHANICAL CONSULTANT
 ELECTRICAL CONSULTANT
 STRUCTURAL CONSULTANT
 CIVIL CONSULTANT
 ENVIRONMENTAL CONSULTANT
 SAFETY CONSULTANT



PROJECT INFORMATION

PROJECT NAME	PROJECT NO.
CLIENT	DATE
DESIGNER	SCALE
DRAWING NO.	REVISION NO.
DATE	BY
CHECKED BY	DATE

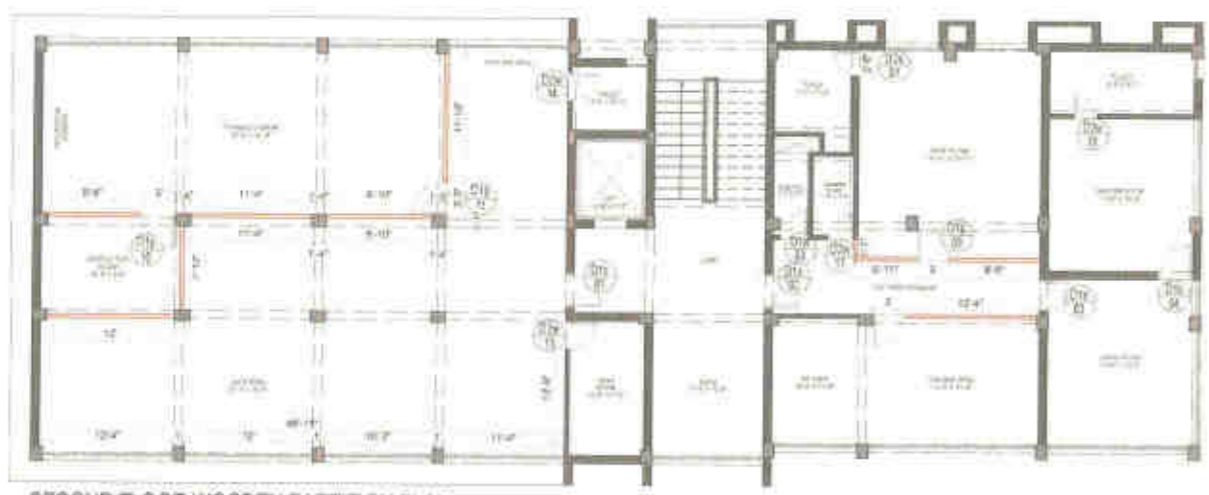
CPM_ID_WD_43

WOODEN_PARTITION_DETAIL

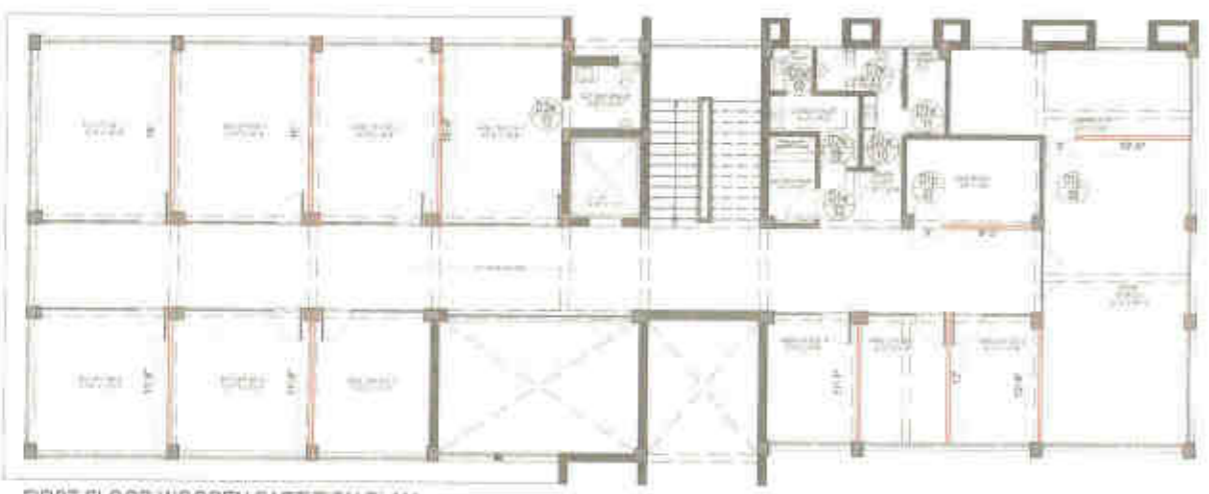
ada

Architect & Interior Designer

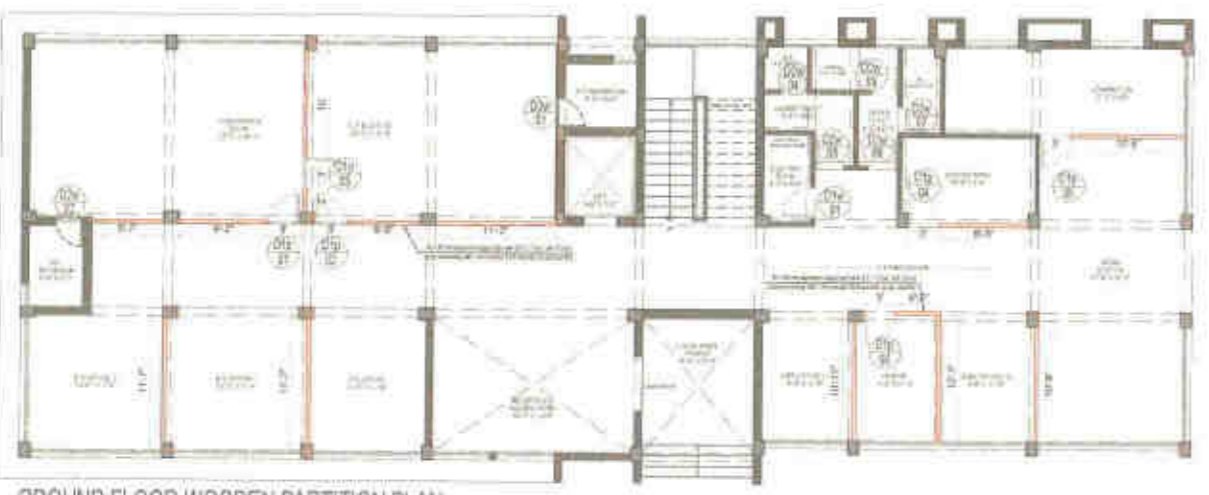
100, Jalan...
 10100...
 Tel: 03-2345 6789



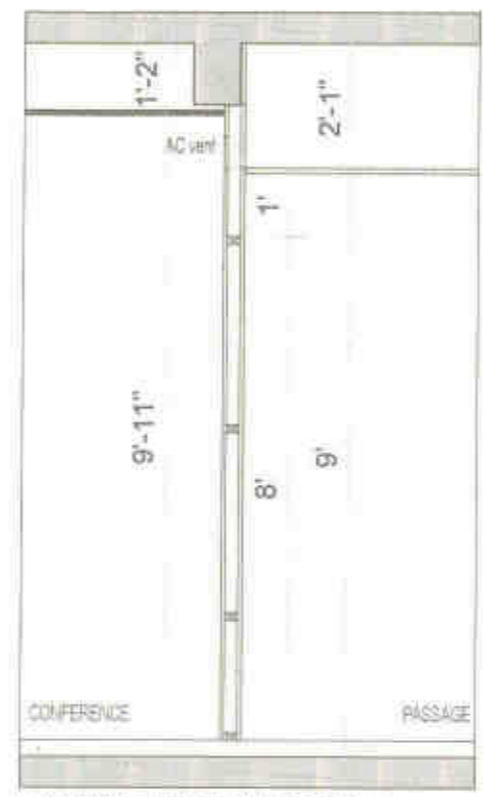
SECOND FLOOR WOODEN PARTITION PLAN



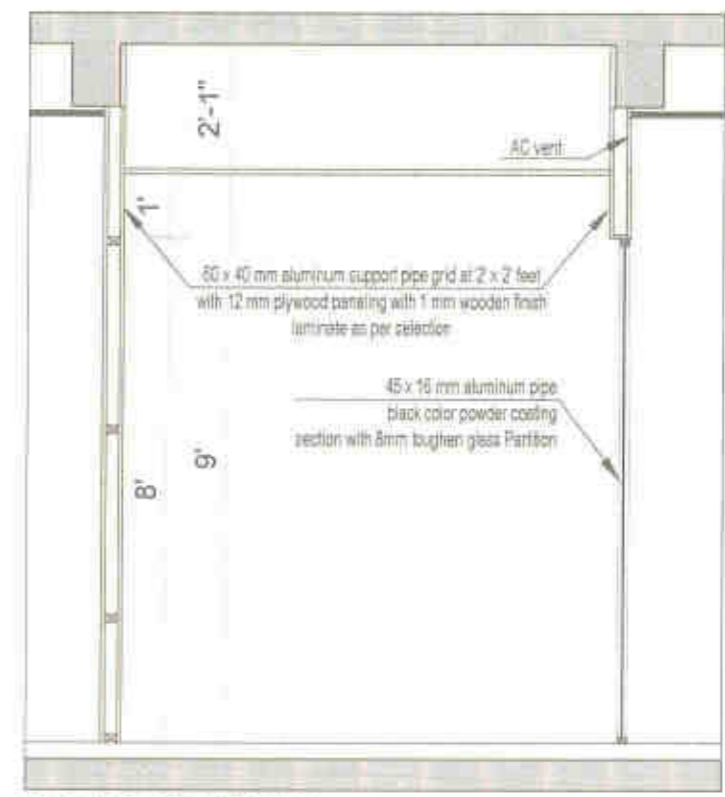
FIRST FLOOR WOODEN PARTITION PLAN



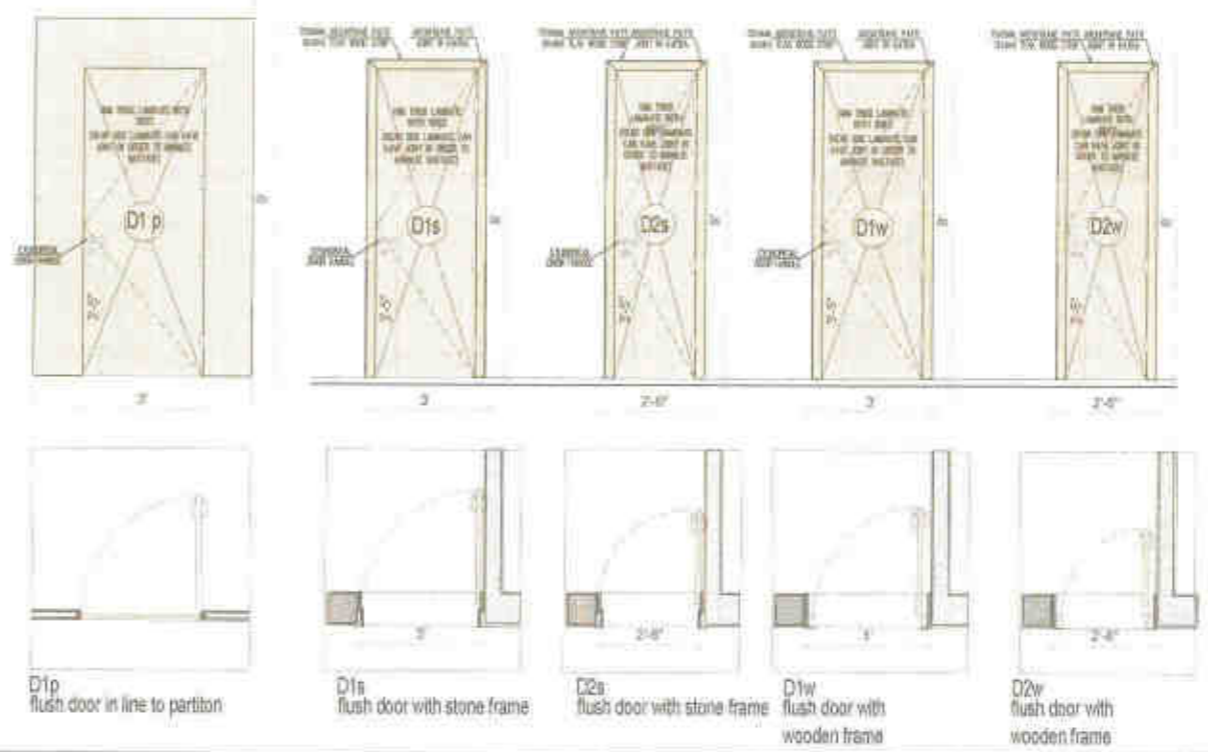
GROUND FLOOR WOODEN PARTITION PLAN



WOODEN PARTITION SECTIONAL




PASSAGE AREA SECTION



D1p flush door in line to partition
 D1s flush door with stone frame
 D2s flush door with stone frame
 D1w flush door with wooden frame
 D2w flush door with wooden frame

Handwritten signature: Y.M. PM (BEG) BRS



GENERAL NOTES

1. ALL DIMENSIONS ARE IN MILLIMETERS UNLESS OTHERWISE SPECIFIED.
2. ALL DIMENSIONS ARE TO FACE UNLESS OTHERWISE SPECIFIED.
3. ALL DIMENSIONS ARE TO FACE UNLESS OTHERWISE SPECIFIED.
4. ALL DIMENSIONS ARE TO FACE UNLESS OTHERWISE SPECIFIED.
5. ALL DIMENSIONS ARE TO FACE UNLESS OTHERWISE SPECIFIED.
6. ALL DIMENSIONS ARE TO FACE UNLESS OTHERWISE SPECIFIED.
7. ALL DIMENSIONS ARE TO FACE UNLESS OTHERWISE SPECIFIED.
8. ALL DIMENSIONS ARE TO FACE UNLESS OTHERWISE SPECIFIED.
9. ALL DIMENSIONS ARE TO FACE UNLESS OTHERWISE SPECIFIED.
10. ALL DIMENSIONS ARE TO FACE UNLESS OTHERWISE SPECIFIED.

SYMBOL	DESCRIPTION	SYMBOL	DESCRIPTION
[Symbol]	WOODEN PARTITION WALL	[Symbol]	WOODEN PARTITION WALL
[Symbol]	WOODEN PARTITION WALL	[Symbol]	WOODEN PARTITION WALL
[Symbol]	WOODEN PARTITION WALL	[Symbol]	WOODEN PARTITION WALL

CONSULTANTS

STRUCTURAL CONSULTANT:

MECHANICAL CONSULTANT:

ELECTRICAL CONSULTANT:

PLUMBING CONSULTANT:

PROJECT MANAGEMENT CONSULTANT:



REVISIONS

NO.	DESCRIPTION	DATE
1	ISSUED FOR CONSTRUCTION	12/12/2023

PROJECT INFO

PROJECT TITLE: PROJECT TITLE

CLIENT: CLIENT

DESIGNED BY: DESIGNED BY

CHECKED BY: CHECKED BY

SHEET NO. CPM_ID_WD_44

DOOR_DETAIL

ada

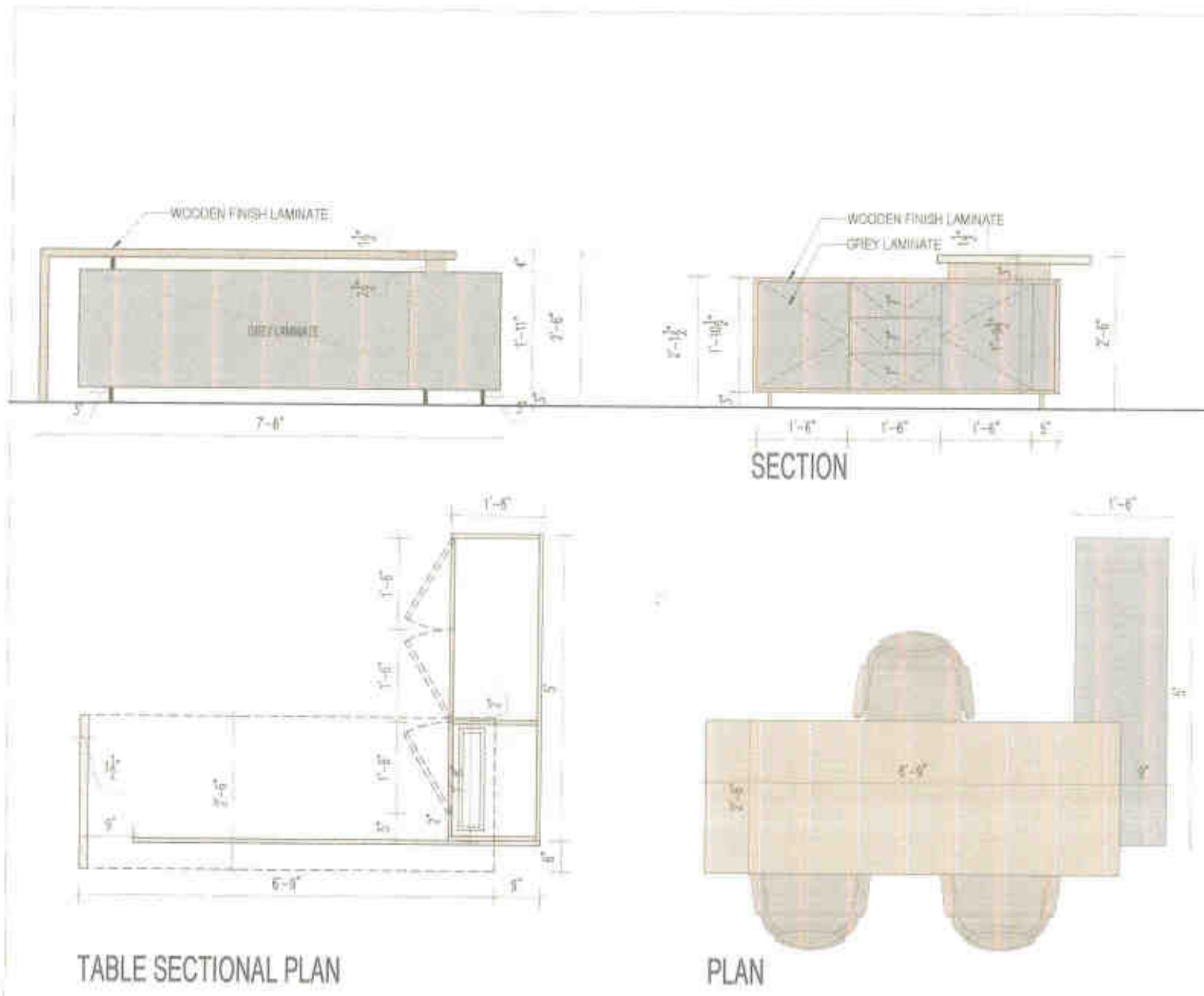
Neon Divasya Design Associates

Architects & Interior Designers

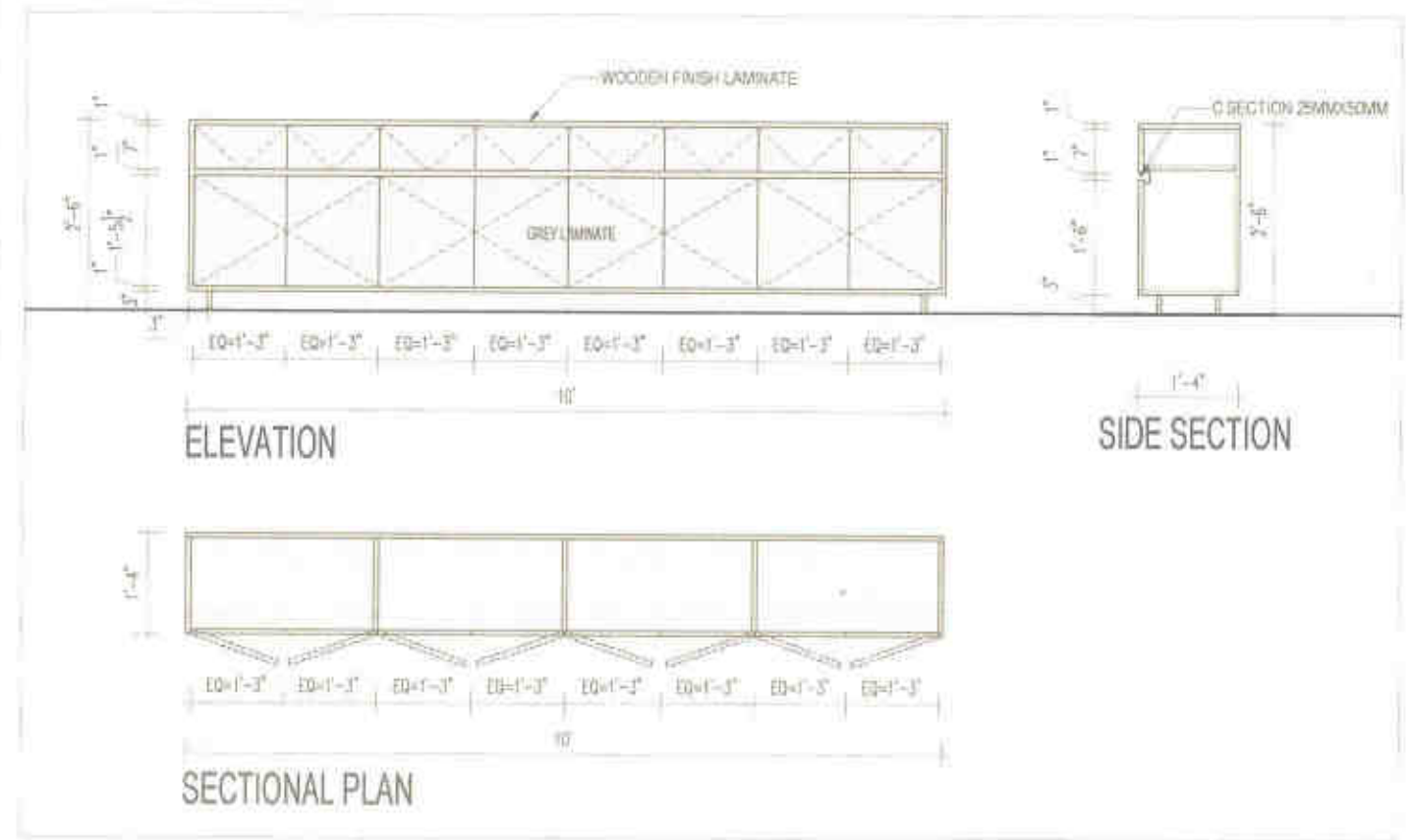
No. 10, Sura

35

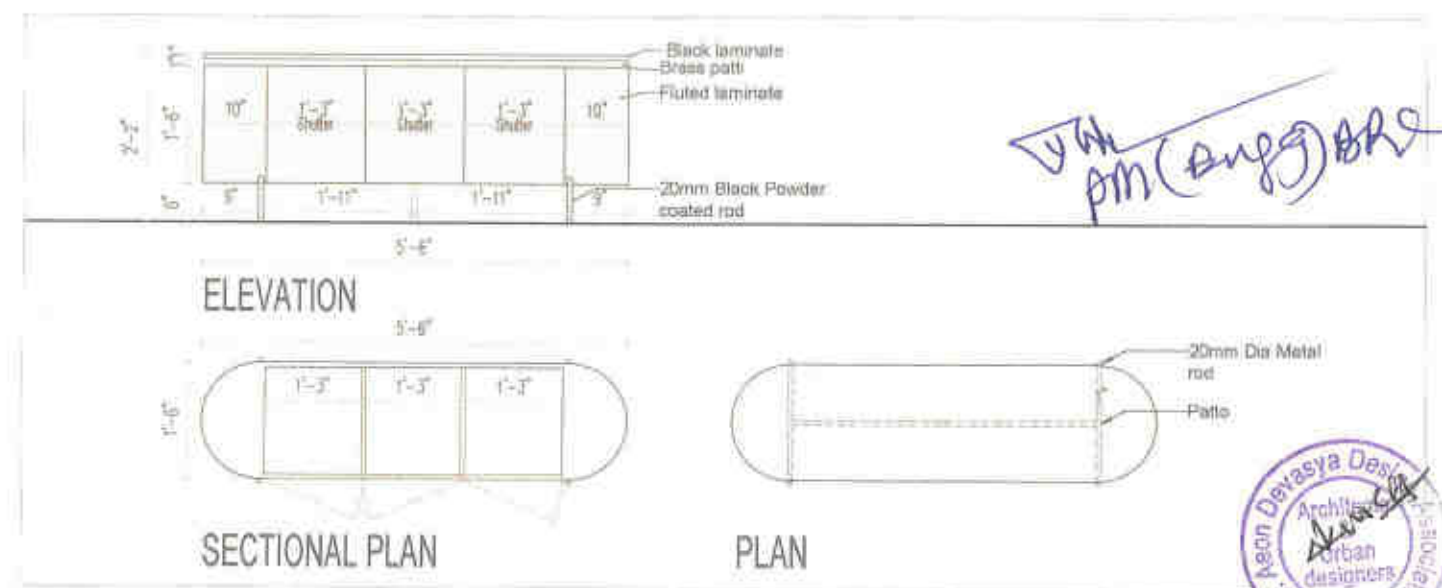
(NS/41) PS OFFICE & BO OFFICE TABLE



(NS/42) BACK CREDENZA DETAIL



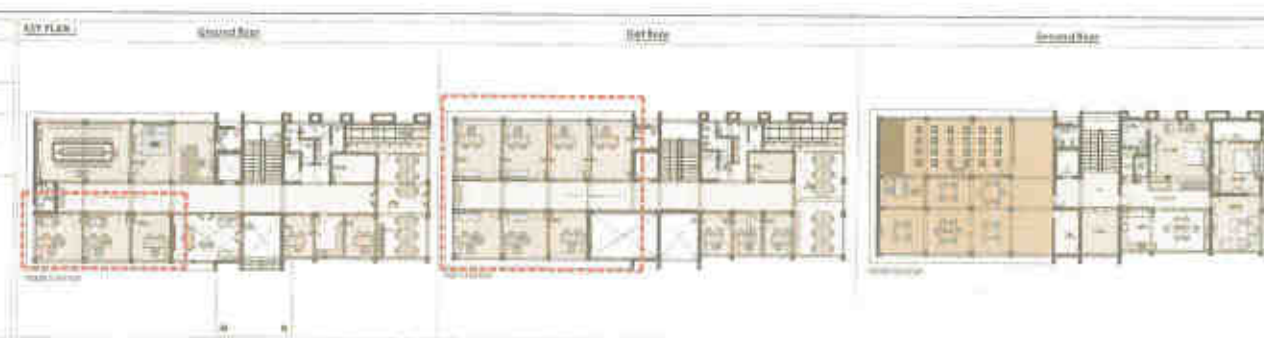
(NS/43) CONSOL TABLE DETAIL



GENERAL NOTE:
 1. ALL DIMENSIONS ARE TO BE UNLESS OTHERWISE SPECIFIED.
 2. ALL DIMENSIONS ARE IN METERS.
 3. REFER TO THE ARCHITECTURAL DRAWINGS FOR THE LOCATION OF THE TABLES.
 4. ALL TABLES ARE TO BE DESIGNED AND MANUFACTURED BY THE SUPPLIER.
 5. THE SUPPLIER IS RESPONSIBLE FOR THE STABILITY AND DURABILITY OF THE TABLES.
 6. THE SUPPLIER IS RESPONSIBLE FOR THE PROTECTION OF THE TABLES FROM DAMAGE.
 7. THE SUPPLIER IS RESPONSIBLE FOR THE MAINTENANCE OF THE TABLES.
 8. THE SUPPLIER IS RESPONSIBLE FOR THE REPAIR OF THE TABLES.
 9. THE SUPPLIER IS RESPONSIBLE FOR THE REPLACEMENT OF THE TABLES.
 10. THE SUPPLIER IS RESPONSIBLE FOR THE DISPOSAL OF THE TABLES.

SYMBOL	DESCRIPTION	SYMBOL	APPLICATION
[Symbol]	WOODEN FINISH LAMINATE	[Symbol]	WOODEN FINISH LAMINATE
[Symbol]	GREY LAMINATE	[Symbol]	GREY LAMINATE
[Symbol]	BRASS PATTI	[Symbol]	BRASS PATTI
[Symbol]	FLUTED LAMINATE	[Symbol]	FLUTED LAMINATE
[Symbol]	20mm BLACK POWDER COATED ROD	[Symbol]	20mm BLACK POWDER COATED ROD

CONSULTANT:
 GENERAL CONSULTANT:
 ARCHITECTURAL CONSULTANT:
 STRUCTURAL CONSULTANT:
 MECHANICAL CONSULTANT:
 ELECTRICAL CONSULTANT:
 CIVIL CONSULTANT:
 PROJECT MANAGEMENT CONSULTANT:



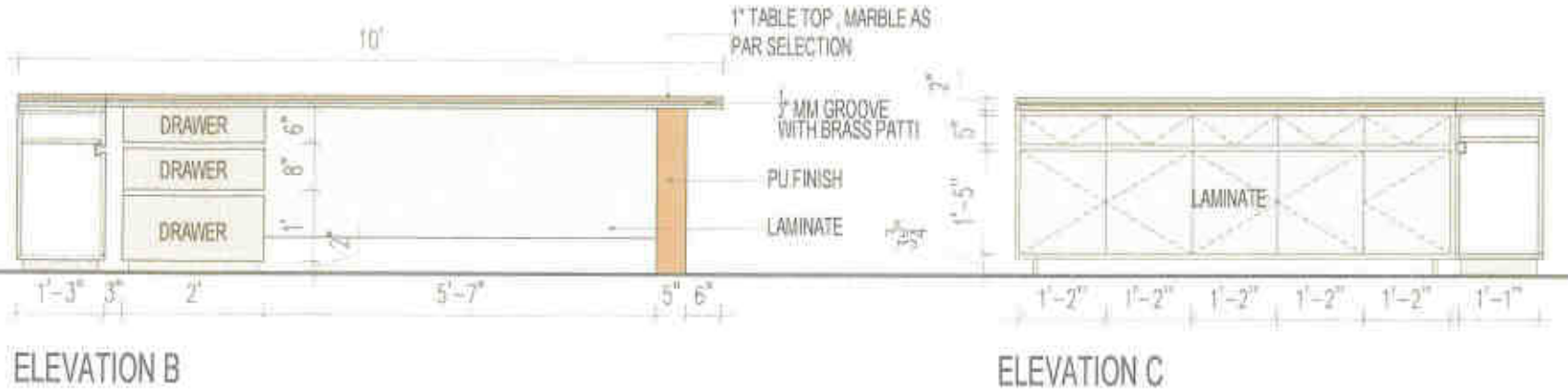
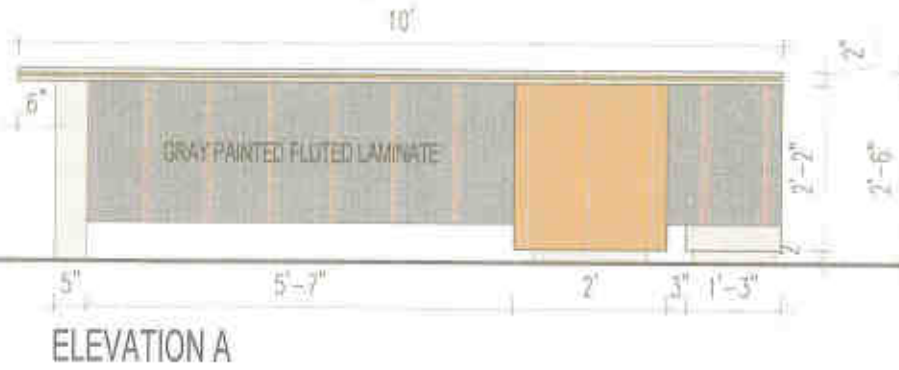
REVISION	DATE	BY	REASON
1			
2			
3			
4			
5			
6			
7			
8			
9			
10			

NS 41 42 43
 PS OFFICE & BO OFFICE TABLE
 AND BACK CREDENZA
 CONSOL DETAILS

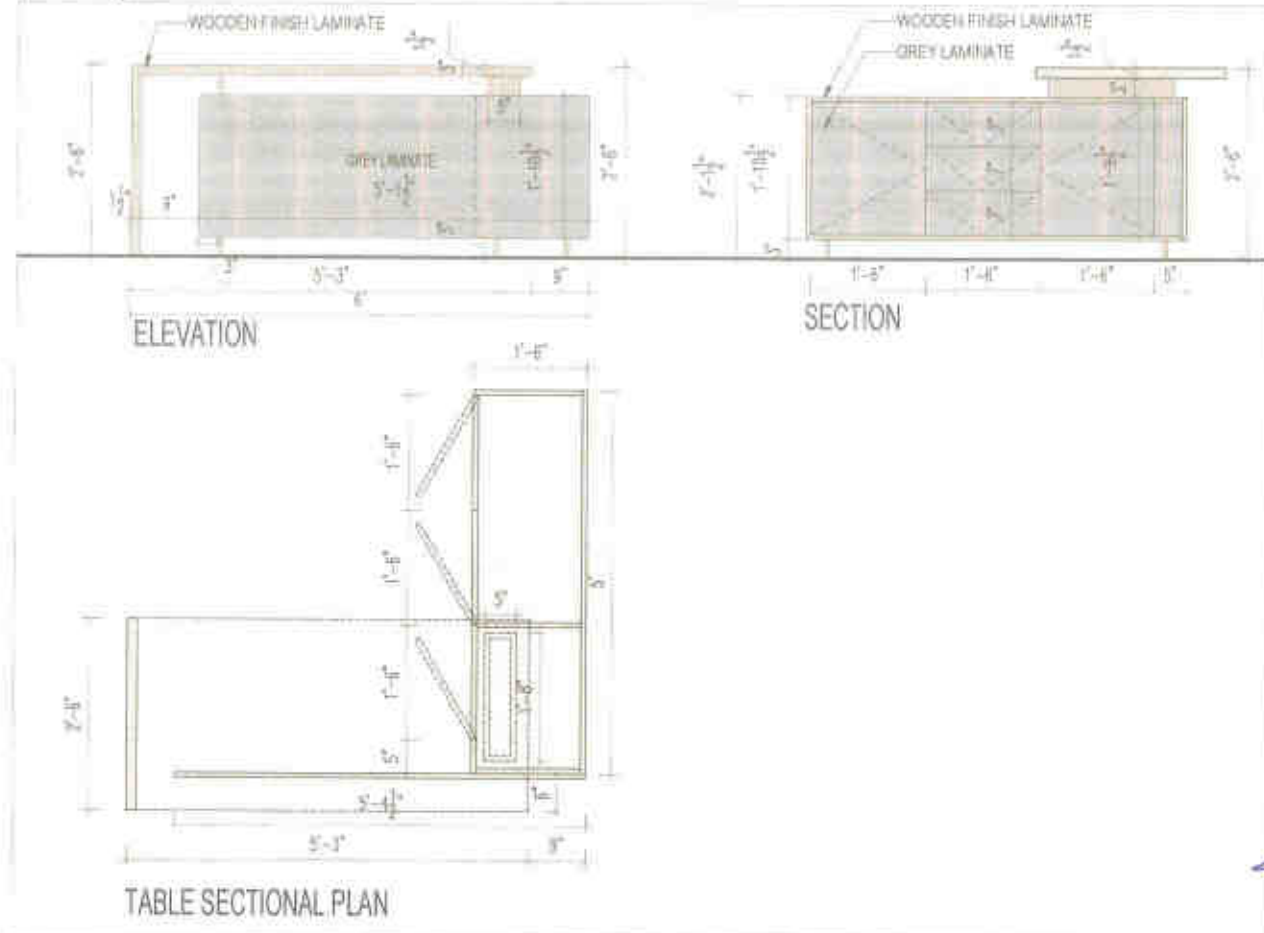
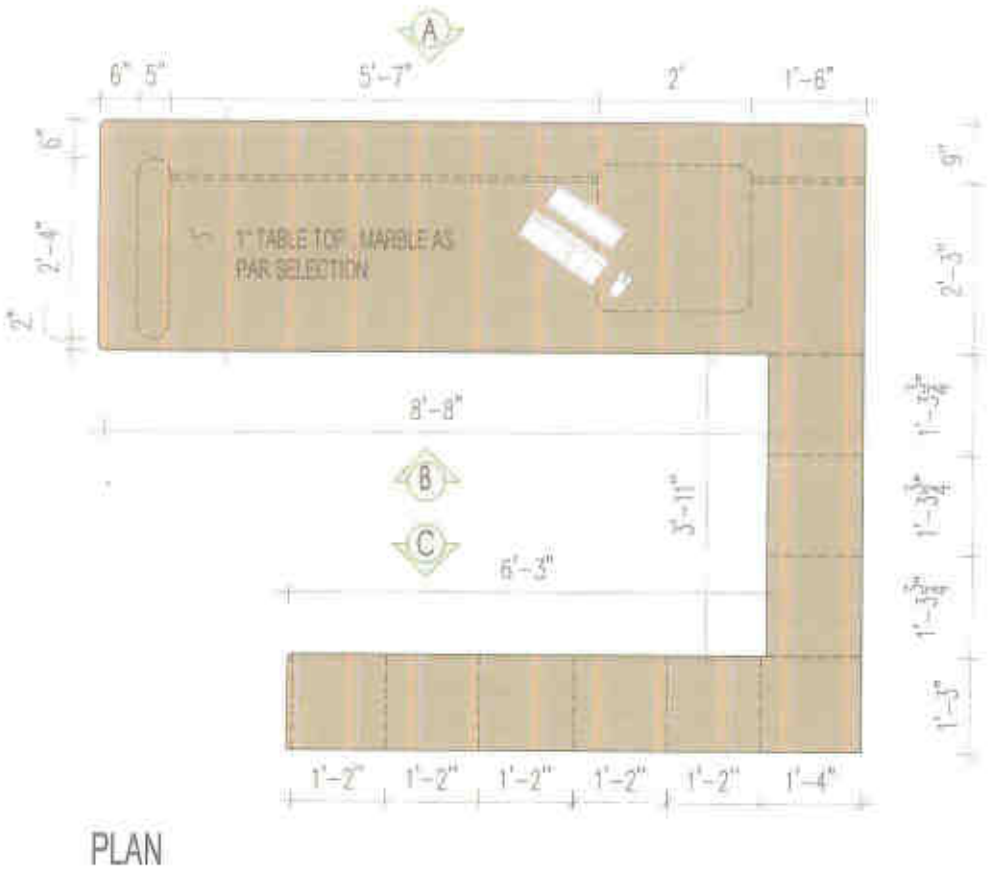
ada
 ARCHITECTURAL DESIGN ASSOCIATES

1000 Jember Raya Street, 10th Floor, Surabaya, Indonesia
 T: +62 31 2500000
 F: +62 31 2500000

(NS/46) (NS/47) (NS/48) CPM CHAMBER & ASSISTANT OFFICE DETAIL



(NS/48) ASSISTANT OFFICE TABLE



Handwritten signature: M. S. M. (Beg) B. R. S.

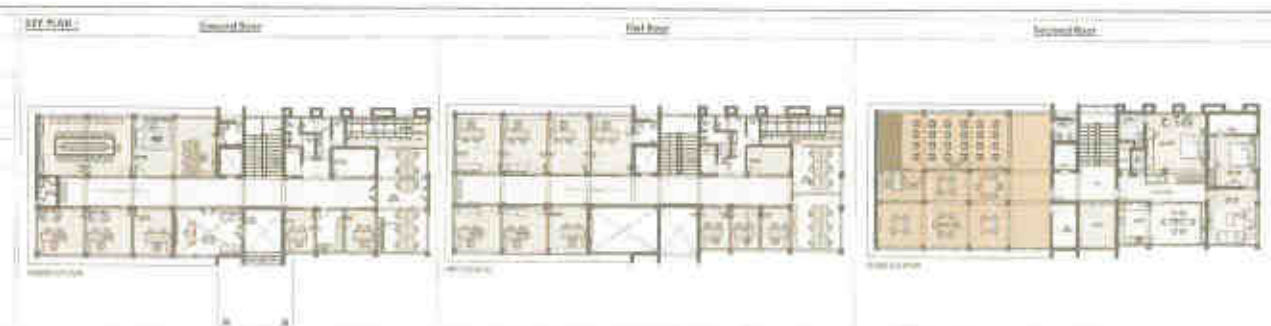
Architectural Stamp: M/S. Aeon Delasya Design Associates Architects & Urban Designers

GENERAL NOTES:

- All dimensions are to be used unless otherwise specified.
- Check all dimensions before construction.
- Use 1/2 inch thick plywood for all cabinet interiors.
- Use 1/2 inch thick plywood for all cabinet exteriors.
- Use 1/2 inch thick plywood for all cabinet exteriors.
- Use 1/2 inch thick plywood for all cabinet exteriors.
- Use 1/2 inch thick plywood for all cabinet exteriors.
- Use 1/2 inch thick plywood for all cabinet exteriors.
- Use 1/2 inch thick plywood for all cabinet exteriors.
- Use 1/2 inch thick plywood for all cabinet exteriors.

SYMBOL	SPECIFICATION	MARKED	EXPLANATION
[Symbol]	1/2" THICK PLYWOOD		
[Symbol]	1/2" THICK PLYWOOD		
[Symbol]	1/2" THICK PLYWOOD		

COORDINATOR:
ARCHITECTURAL CONSULTANT:
MEP CONSULTANT:
LANDSCAPE CONSULTANT:
CIVIL ENGINEERING CONSULTANT:
PROJECT MANAGER/GENERAL CONTRACTOR:



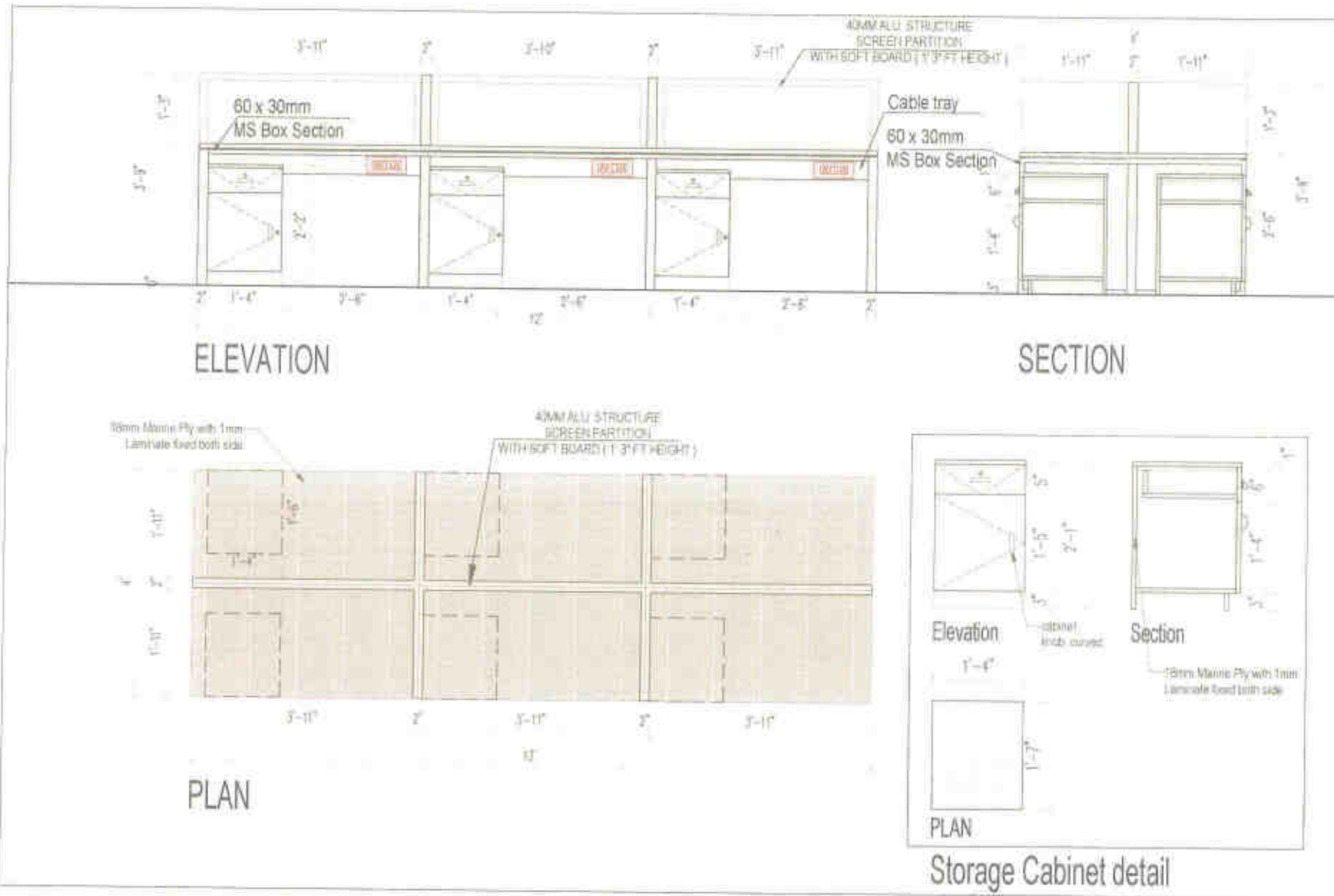
REVISION:	DATE:	BY:	REVISION:
DESIGNED BY:	CHECKED BY:	APPROVED BY:	DATE:

NS_46_47_48
 CPM CHAMBER & ASSISTANT OFFICE DETAIL

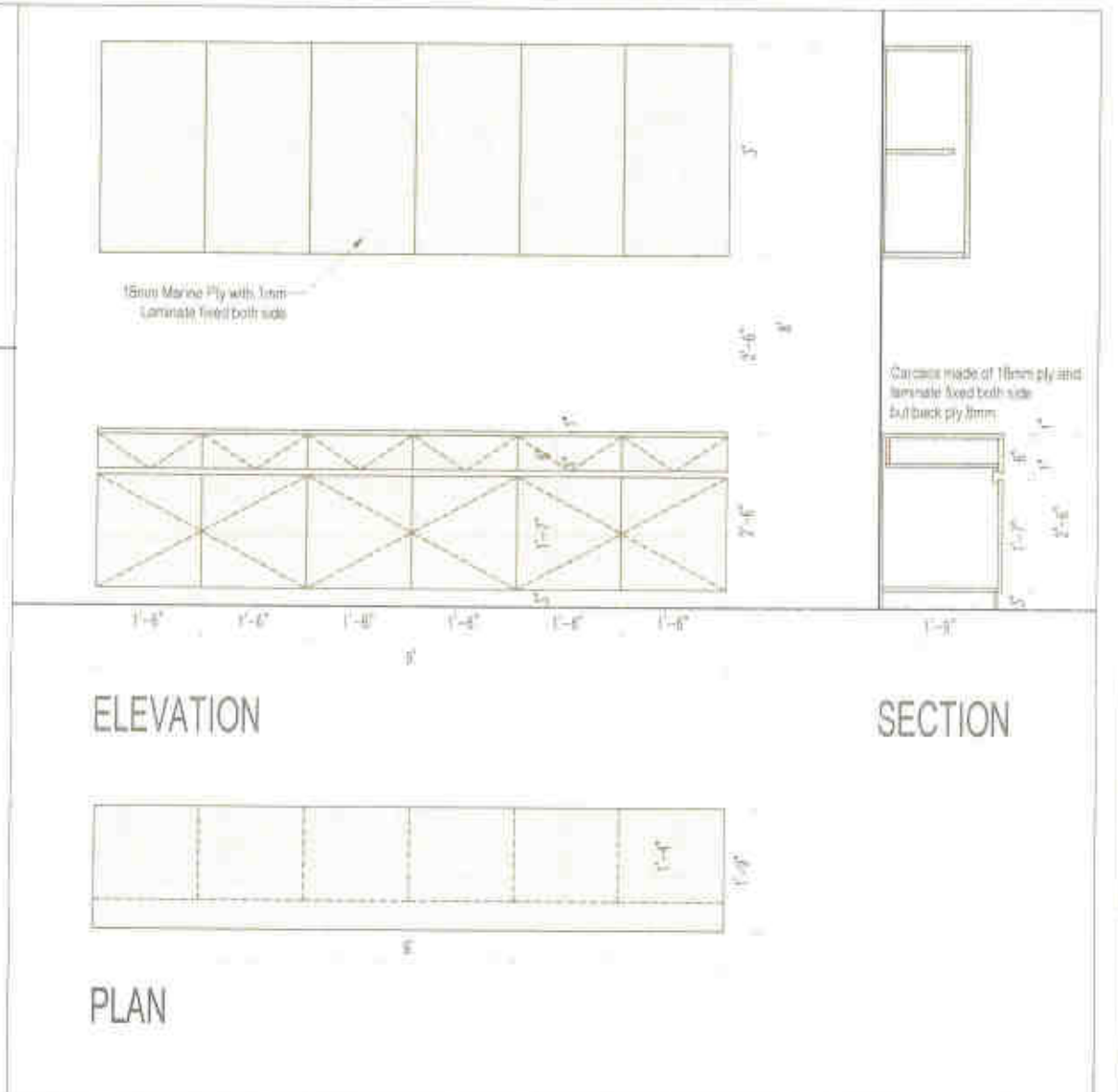
ada Architects & Urban Designers

1000, Jalan Tunjara, Kuala Lumpur, Malaysia
 Tel: +603 2060 1000
 Fax: +603 2060 1001
 Email: info@adadesign.com

(NS/49) (NS/50) (NS/51) WORK STATION TABLE , Storage Cabinet, CABINET UNIT



WORK STATION TABLE DETAIL



WORK STATION TABLE DETAIL

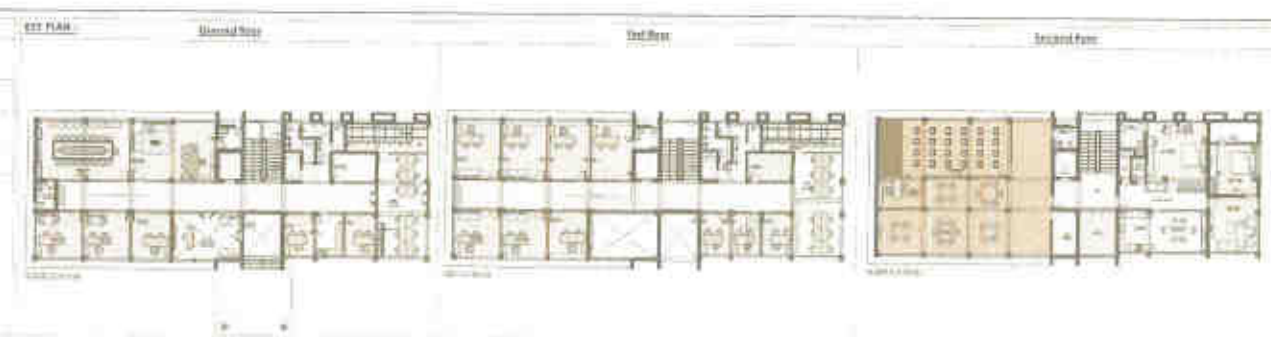
By Mr. PM (BSC) BRC



GENERAL NOTES

1. ALL DIMENSIONS ARE IN METERS UNLESS OTHERWISE SPECIFIED.
2. ALL DIMENSIONS ARE TO FACE UNLESS OTHERWISE SPECIFIED.
3. ALL DIMENSIONS ARE TO FACE UNLESS OTHERWISE SPECIFIED.
4. ALL DIMENSIONS ARE TO FACE UNLESS OTHERWISE SPECIFIED.
5. ALL DIMENSIONS ARE TO FACE UNLESS OTHERWISE SPECIFIED.
6. ALL DIMENSIONS ARE TO FACE UNLESS OTHERWISE SPECIFIED.
7. ALL DIMENSIONS ARE TO FACE UNLESS OTHERWISE SPECIFIED.
8. ALL DIMENSIONS ARE TO FACE UNLESS OTHERWISE SPECIFIED.
9. ALL DIMENSIONS ARE TO FACE UNLESS OTHERWISE SPECIFIED.
10. ALL DIMENSIONS ARE TO FACE UNLESS OTHERWISE SPECIFIED.

SYMBOL	DESCRIPTION	UNIT	REMARKS
1	STRUCTURE	40MM ALU	
2	SCREEN PARTITION	WITH SOFT BOARD (1'3" FT HEIGHT)	
3	SCREEN PARTITION	WITH SOFT BOARD (1'3" FT HEIGHT)	
4	SCREEN PARTITION	WITH SOFT BOARD (1'3" FT HEIGHT)	
5	SCREEN PARTITION	WITH SOFT BOARD (1'3" FT HEIGHT)	
6	SCREEN PARTITION	WITH SOFT BOARD (1'3" FT HEIGHT)	
7	SCREEN PARTITION	WITH SOFT BOARD (1'3" FT HEIGHT)	
8	SCREEN PARTITION	WITH SOFT BOARD (1'3" FT HEIGHT)	
9	SCREEN PARTITION	WITH SOFT BOARD (1'3" FT HEIGHT)	
10	SCREEN PARTITION	WITH SOFT BOARD (1'3" FT HEIGHT)	



NS_49_50_51
WORK STATION TABLE
CABINET, STORAGE DETAILS

PROJECT INFORMATION

PROJECT NAME: [Blank]

PROJECT ADDRESS: [Blank]

PROJECT NO: [Blank]

DATE: [Blank]

DESIGNER

NAME: [Blank]

SCALE: [Blank]

CLIENT

NAME: [Blank]

ADDRESS: [Blank]

REVISIONS

NO.	DESCRIPTION	DATE
1	ISSUED FOR PERMIT	10/10/2023
2	ISSUED FOR CONSTRUCTION	10/10/2023

CONTRACTOR

NAME: [Blank]

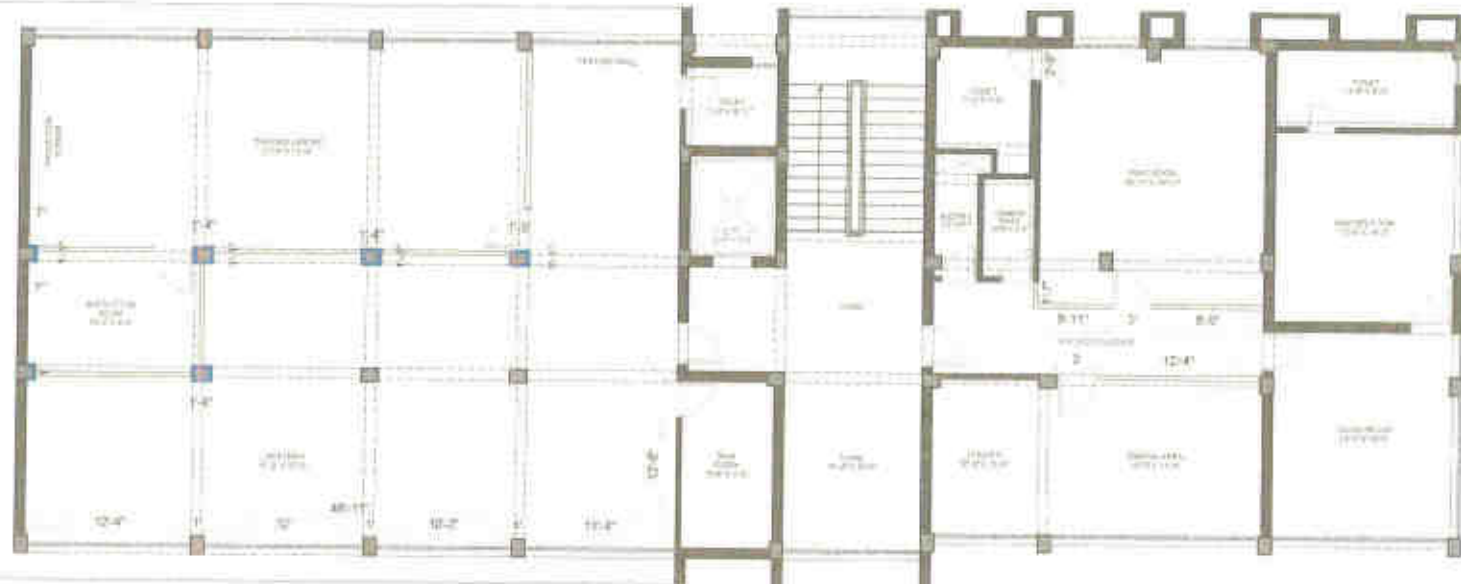
ADDRESS: [Blank]

APPROVALS

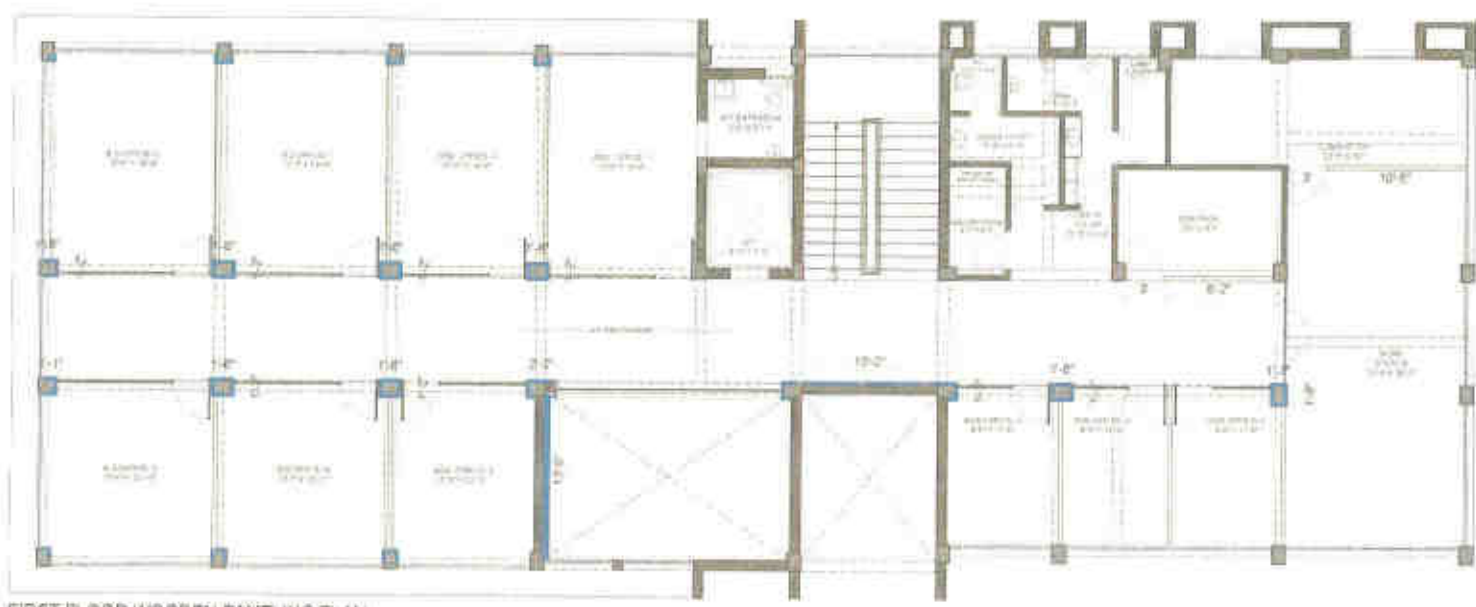
DESIGNER: [Signature]

CHECKER: [Signature]

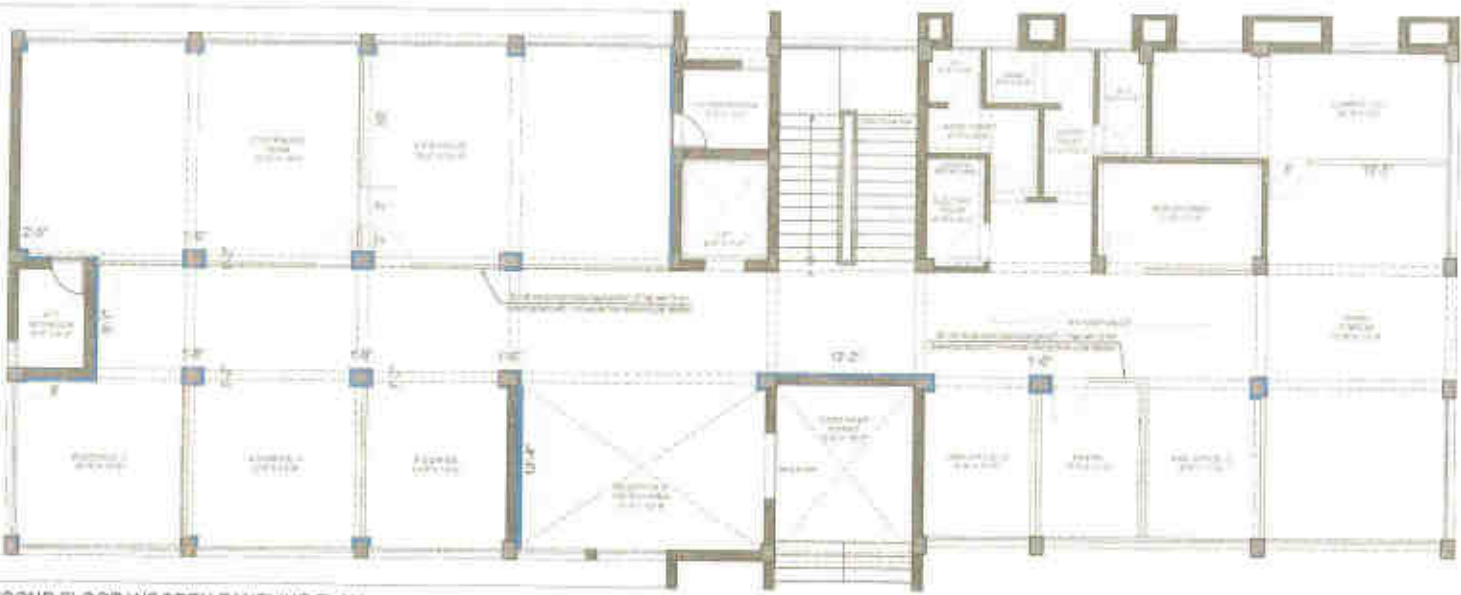
DATE: [Blank]



GROUND FLOOR WOODEN PANELING PLAN



FIRST FLOOR WOODEN PANELING PLAN



SECOND FLOOR WOODEN PANELING PLAN

W M
PM (R) AR C



UMUMNYA:

1. SEMUA DIMENSI DIAMBIL DARI TITIK PERSEKUTUAN (KORNER) DARI DINDING.

2. SEMUA DIMENSI DIAMBIL DARI TITIK PERSEKUTUAN (KORNER) DARI DINDING.

3. DIMENSI DINDING DIAMBIL DARI TITIK PERSEKUTUAN (KORNER) DARI DINDING.

4. DIMENSI DINDING DIAMBIL DARI TITIK PERSEKUTUAN (KORNER) DARI DINDING.

5. DIMENSI DINDING DIAMBIL DARI TITIK PERSEKUTUAN (KORNER) DARI DINDING.

6. DIMENSI DINDING DIAMBIL DARI TITIK PERSEKUTUAN (KORNER) DARI DINDING.

7. DIMENSI DINDING DIAMBIL DARI TITIK PERSEKUTUAN (KORNER) DARI DINDING.

8. DIMENSI DINDING DIAMBIL DARI TITIK PERSEKUTUAN (KORNER) DARI DINDING.

9. DIMENSI DINDING DIAMBIL DARI TITIK PERSEKUTUAN (KORNER) DARI DINDING.

10. DIMENSI DINDING DIAMBIL DARI TITIK PERSEKUTUAN (KORNER) DARI DINDING.

NO	SYMBOL	SPEKIFIKASI	MATERIAL	SPEKIFIKASI
1		WOOD PANELING	WOOD	SPEKIFIKASI
2		WOOD PANELING	WOOD	SPEKIFIKASI
3		WOOD PANELING	WOOD	SPEKIFIKASI

KOMENTAR:

1. KONSTRUKSI DINDING (KONSTRUKSI)

2. KONSTRUKSI DINDING (KONSTRUKSI)

3. KONSTRUKSI DINDING (KONSTRUKSI)

4. KONSTRUKSI DINDING (KONSTRUKSI)

5. KONSTRUKSI DINDING (KONSTRUKSI)

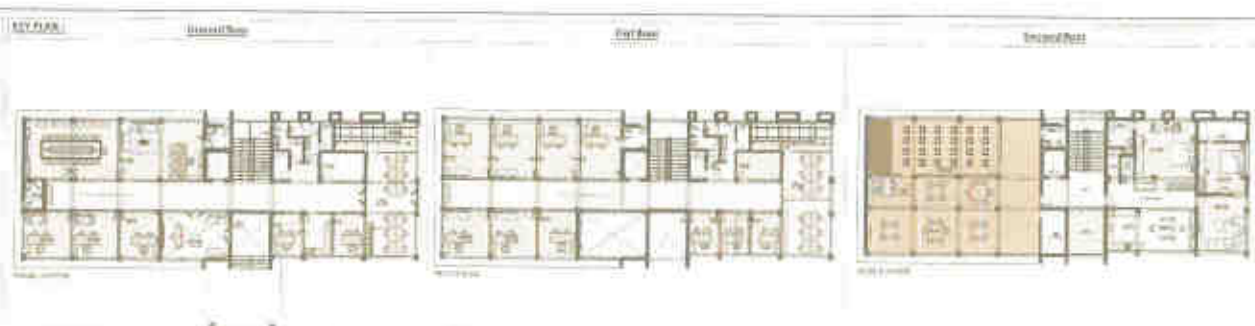
6. KONSTRUKSI DINDING (KONSTRUKSI)

7. KONSTRUKSI DINDING (KONSTRUKSI)

8. KONSTRUKSI DINDING (KONSTRUKSI)

9. KONSTRUKSI DINDING (KONSTRUKSI)

10. KONSTRUKSI DINDING (KONSTRUKSI)




DESIGNER	ARCHITECT	DATE
PROJECT	SCALE	NO
PROJECT TITLE	SCALE	NO
PROJECT TITLE	SCALE	NO
PROJECT TITLE	SCALE	NO
PROJECT TITLE	SCALE	NO
PROJECT TITLE	SCALE	NO
PROJECT TITLE	SCALE	NO
PROJECT TITLE	SCALE	NO
PROJECT TITLE	SCALE	NO
PROJECT TITLE	SCALE	NO

CPM ID WD 46
 WORK STATION TABLE,
 CABINET, STORAGE DETAILS

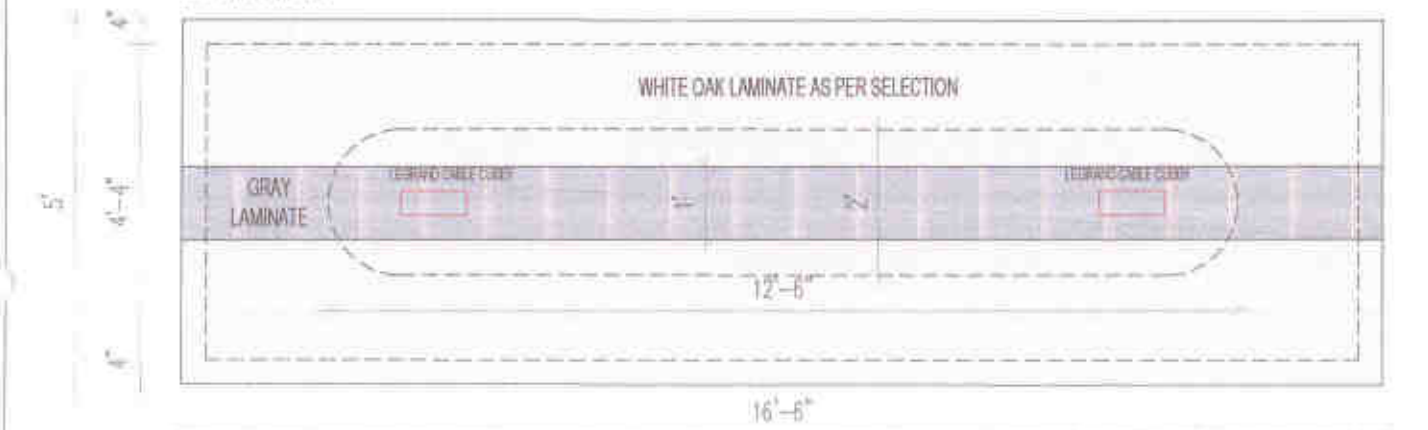
ada
 ARCHITECTS & DESIGNERS

1002 Gunung Kidul Road, 55122, Yogyakarta, Indonesia
 0271-7611111
 0271-7611111

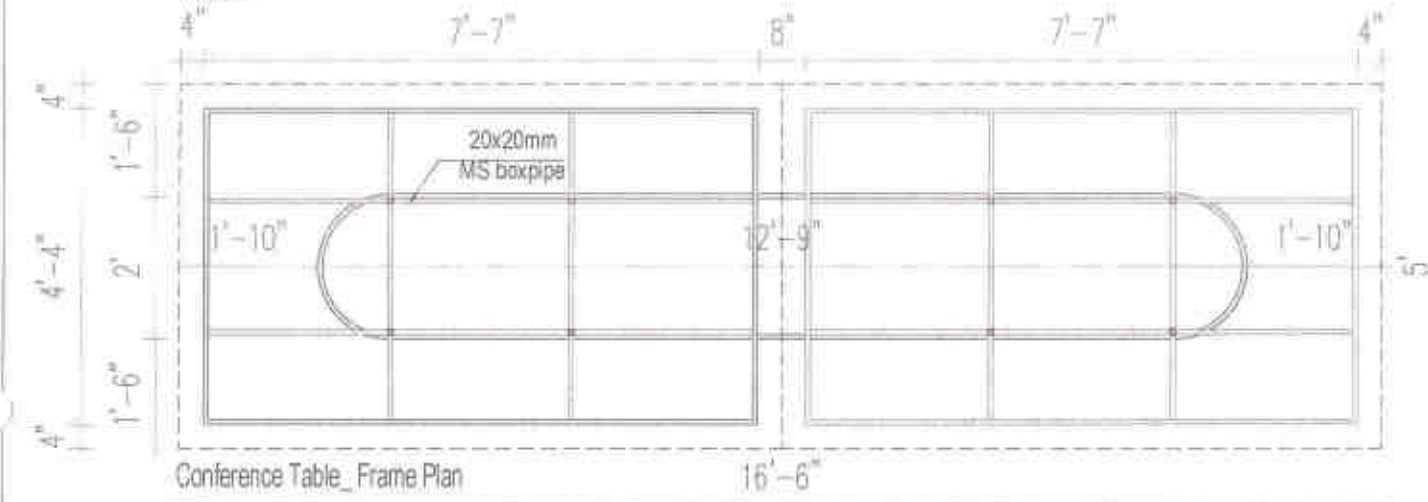
(NS/45) CONFERENCE TABLE



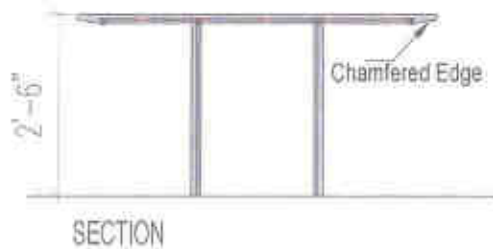
ELEVATION



PLAN

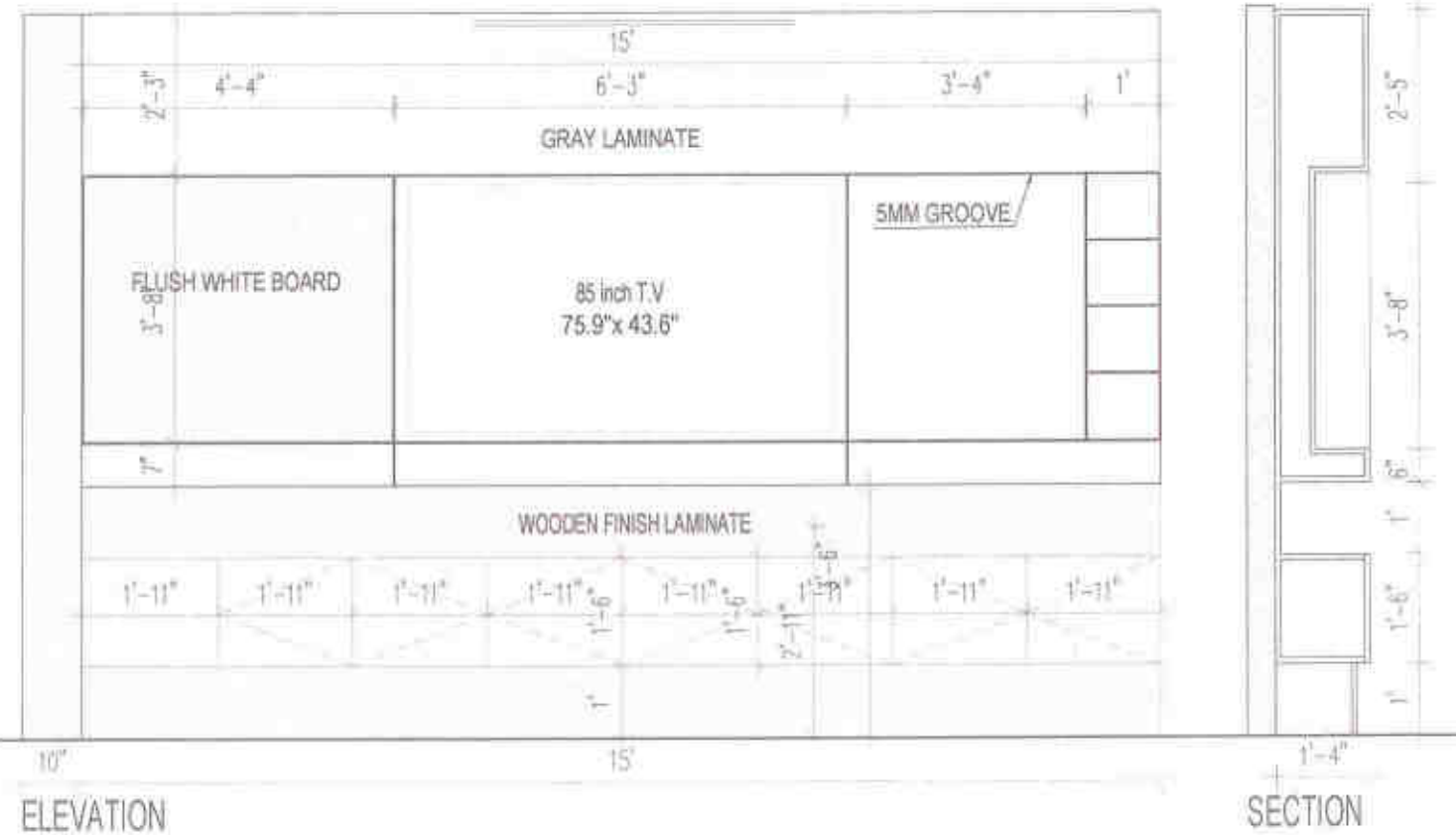


Conference Table_ Frame Plan




SECTION

(NS/44) TV WALL UNIT



ELEVATION

SECTION



PLAN

W M PM (B-10) ARS

GENERAL NOTES

1. ALL DIMENSIONS ARE UNLESS OTHERWISE SPECIFIED.
2. ALL DIMENSIONS ARE IN METERS.
3. ALL DIMENSIONS ARE TO FACE UNLESS OTHERWISE SPECIFIED.
4. ALL DIMENSIONS ARE TO FACE UNLESS OTHERWISE SPECIFIED.
5. ALL DIMENSIONS ARE TO FACE UNLESS OTHERWISE SPECIFIED.
6. ALL DIMENSIONS ARE TO FACE UNLESS OTHERWISE SPECIFIED.
7. ALL DIMENSIONS ARE TO FACE UNLESS OTHERWISE SPECIFIED.
8. ALL DIMENSIONS ARE TO FACE UNLESS OTHERWISE SPECIFIED.
9. ALL DIMENSIONS ARE TO FACE UNLESS OTHERWISE SPECIFIED.
10. ALL DIMENSIONS ARE TO FACE UNLESS OTHERWISE SPECIFIED.

SYMBOL	DESCRIPTION	UNIT	REMARKS
---	WOODEN FINISH LAMINATE	mm	
---	GRAY LAMINATE	mm	
---	FLUSH WHITE BOARD	mm	
---	WOODEN FINISH LAMINATE	mm	
---	WOODEN FINISH LAMINATE	mm	

CONSULTANTS

MANAGERIAL CONSULTANT:

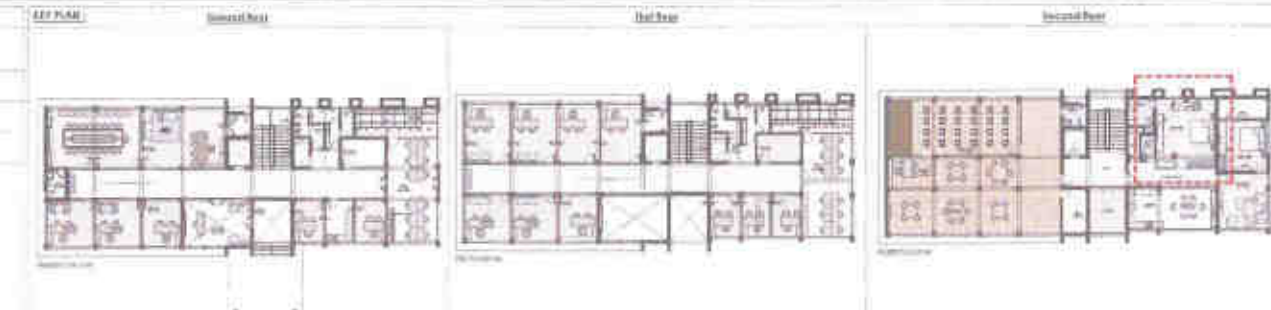
DESIGN CONSULTANT:

LANDSCAPE CONSULTANT:

LEGAL CONSULTANT:

ENGINEERING CONSULTANT:

PROJECT MANAGEMENT CONSULTANT:

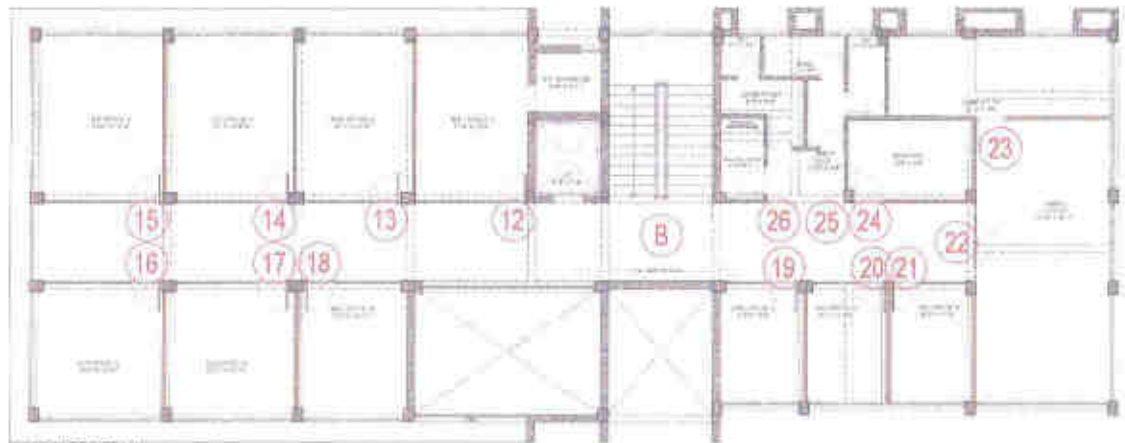


DESIGNED BY:	DATE:	SCALE:
DRAWN BY:	DATE:	SCALE:
CHECKED BY:	DATE:	SCALE:
APPROVED BY:	DATE:	SCALE:

NS 44 45
CONFERENCE TABLE AND TV WALL UNIT



SECOND FLOOR PLAN



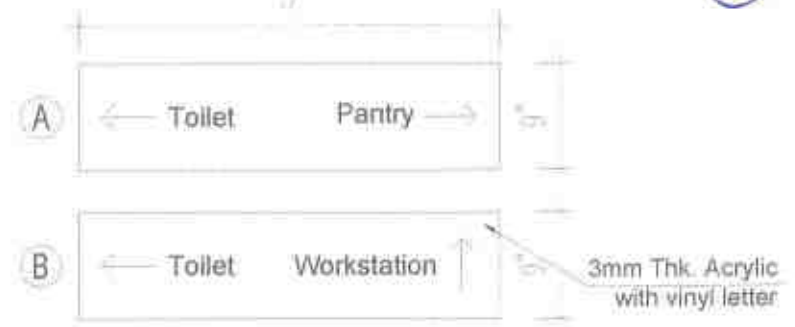
FIRST FLOOR PLAN



GROUND FLOOR PLAN

- | | | | |
|----|------------------------------|----|------------------------------|
| 1 | P.S. OFFICE
PRADIP RAI | 18 | ASSI. OFFICE-3
PRADIP RAI |
| 2 | B.O. OFFICE-1
PRADIP RAI | 19 | ASSI. OFFICE-4
PRADIP RAI |
| 3 | B.O. OFFICE-2
PRADIP RAI | 20 | ASSI. OFFICE-5
PRADIP RAI |
| 4 | CONFERENCE ROOM | 21 | ASSI. OFFICE-6
PRADIP RAI |
| 5 | CPM OFFICE
PRADIP RAI | 22 | WORK STATION |
| 6 | LADIES TOILET | 23 | COMPACTOR ROOM |
| 7 | GENTS TOILET | 24 | STORE ROOM |
| 8 | SERVER AREA | 25 | GENTS TOILET |
| 9 | WORK STATION | 26 | LADIES TOILET |
| 10 | COMPACTOR ROOM | 26 | ELECTRIC ROOM |
| 11 | ASSI. OFFICE-2
PRADIP RAI | 27 | COMMON TOILET |
| 12 | PANTRY | 28 | REST ROOM |
| 13 | ASSI. OFFICE-1
PRADIP RAI | 29 | LIVING ROOM |
| 12 | ASSI. OFFICE-1
PRADIP RAI | 30 | MASTER ROOM |
| 13 | ASSI. OFFICE-2
PRADIP RAI | 31 | KITCHEN |
| 14 | B.O. OFFICE-1
PRADIP RAI | 32 | LOUNGE |
| 15 | B.O. OFFICE-2
PRADIP RAI | 33 | CAFETERIA |
| 16 | B.O. OFFICE-3
PRADIP RAI | 34 | STORE ROOM |
| 17 | B.O. OFFICE-4
PRADIP RAI | 35 | TRAINING CENTRE |
| | | 36 | INSTRUCTOR ROOM |

3mm Thk. Acrylic with vinyl letter



5 mm Thk. Acrylic



RECEPTION AREA

5 mm Thk. Acrylic



CONFERENCE ROOM

Handwritten signature: M. Pradip RAI
 Stamp: M. Pradip RAI, Architect, Urban designers

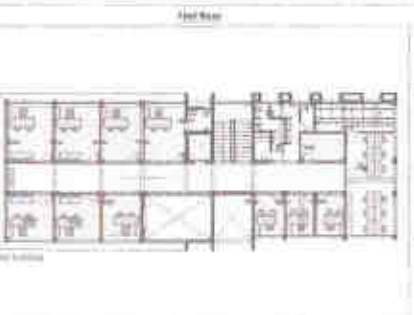
GENERAL NOTES

1. ALL DIMENSIONS ARE TO FACE UNLESS SPECIFIED OTHERWISE.
2. ALL FINISHES ARE TO BE AS PER SPECIFICATION.
3. ALL ELECTRICAL AND MECHANICAL WORK IS TO BE DONE AS PER RELEVANT CODES AND STANDARDS.
4. ALL WORK IS TO BE DONE IN ACCORDANCE WITH THE RELEVANT CODES AND STANDARDS.
5. ALL WORK IS TO BE DONE IN ACCORDANCE WITH THE RELEVANT CODES AND STANDARDS.

SYMBOL	DESCRIPTION
[Symbol]	...
[Symbol]	...

CONSULTANTS

- ARCHITECTURAL CONSULTANT: ...
- MECHANICAL CONSULTANT: ...
- ELECTRICAL CONSULTANT: ...
- STRUCTURAL CONSULTANT: ...
- ENVIRONMENTAL CONSULTANT: ...
- LANDSCAPE CONSULTANT: ...
- INTERIOR DESIGN CONSULTANT: ...
- PROJECT MANAGEMENT CONSULTANT: ...



REVISIONS

NO.	DESCRIPTION	DATE
1

CPM_ID_WD_45
SIGNAGE_DETAIL

ADD ARCHITECTS
 110/11, 112/11, 113/11, 114/11, 115/11, 116/11, 117/11, 118/11, 119/11, 120/11, 121/11, 122/11, 123/11, 124/11, 125/11, 126/11, 127/11, 128/11, 129/11, 130/11, 131/11, 132/11, 133/11, 134/11, 135/11, 136/11, 137/11, 138/11, 139/11, 140/11, 141/11, 142/11, 143/11, 144/11, 145/11, 146/11, 147/11, 148/11, 149/11, 150/11, 151/11, 152/11, 153/11, 154/11, 155/11, 156/11, 157/11, 158/11, 159/11, 160/11, 161/11, 162/11, 163/11, 164/11, 165/11, 166/11, 167/11, 168/11, 169/11, 170/11, 171/11, 172/11, 173/11, 174/11, 175/11, 176/11, 177/11, 178/11, 179/11, 180/11, 181/11, 182/11, 183/11, 184/11, 185/11, 186/11, 187/11, 188/11, 189/11, 190/11, 191/11, 192/11, 193/11, 194/11, 195/11, 196/11, 197/11, 198/11, 199/11, 200/11, 201/11, 202/11, 203/11, 204/11, 205/11, 206/11, 207/11, 208/11, 209/11, 210/11, 211/11, 212/11, 213/11, 214/11, 215/11, 216/11, 217/11, 218/11, 219/11, 220/11, 221/11, 222/11, 223/11, 224/11, 225/11, 226/11, 227/11, 228/11, 229/11, 230/11, 231/11, 232/11, 233/11, 234/11, 235/11, 236/11, 237/11, 238/11, 239/11, 240/11, 241/11, 242/11, 243/11, 244/11, 245/11, 246/11, 247/11, 248/11, 249/11, 250/11, 251/11, 252/11, 253/11, 254/11, 255/11, 256/11, 257/11, 258/11, 259/11, 260/11, 261/11, 262/11, 263/11, 264/11, 265/11, 266/11, 267/11, 268/11, 269/11, 270/11, 271/11, 272/11, 273/11, 274/11, 275/11, 276/11, 277/11, 278/11, 279/11, 280/11, 281/11, 282/11, 283/11, 284/11, 285/11, 286/11, 287/11, 288/11, 289/11, 290/11, 291/11, 292/11, 293/11, 294/11, 295/11, 296/11, 297/11, 298/11, 299/11, 300/11, 301/11, 302/11, 303/11, 304/11, 305/11, 306/11, 307/11, 308/11, 309/11, 310/11, 311/11, 312/11, 313/11, 314/11, 315/11, 316/11, 317/11, 318/11, 319/11, 320/11, 321/11, 322/11, 323/11, 324/11, 325/11, 326/11, 327/11, 328/11, 329/11, 330/11, 331/11, 332/11, 333/11, 334/11, 335/11, 336/11, 337/11, 338/11, 339/11, 340/11, 341/11, 342/11, 343/11, 344/11, 345/11, 346/11, 347/11, 348/11, 349/11, 350/11, 351/11, 352/11, 353/11, 354/11, 355/11, 356/11, 357/11, 358/11, 359/11, 360/11, 361/11, 362/11, 363/11, 364/11, 365/11, 366/11, 367/11, 368/11, 369/11, 370/11, 371/11, 372/11, 373/11, 374/11, 375/11, 376/11, 377/11, 378/11, 379/11, 380/11, 381/11, 382/11, 383/11, 384/11, 385/11, 386/11, 387/11, 388/11, 389/11, 390/11, 391/11, 392/11, 393/11, 394/11, 395/11, 396/11, 397/11, 398/11, 399/11, 400/11, 401/11, 402/11, 403/11, 404/11, 405/11, 406/11, 407/11, 408/11, 409/11, 410/11, 411/11, 412/11, 413/11, 414/11, 415/11, 416/11, 417/11, 418/11, 419/11, 420/11, 421/11, 422/11, 423/11, 424/11, 425/11, 426/11, 427/11, 428/11, 429/11, 430/11, 431/11, 432/11, 433/11, 434/11, 435/11, 436/11, 437/11, 438/11, 439/11, 440/11, 441/11, 442/11, 443/11, 444/11, 445/11, 446/11, 447/11, 448/11, 449/11, 450/11, 451/11, 452/11, 453/11, 454/11, 455/11, 456/11, 457/11, 458/11, 459/11, 460/11, 461/11, 462/11, 463/11, 464/11, 465/11, 466/11, 467/11, 468/11, 469/11, 470/11, 471/11, 472/11, 473/11, 474/11, 475/11, 476/11, 477/11, 478/11, 479/11, 480/11, 481/11, 482/11, 483/11, 484/11, 485/11, 486/11, 487/11, 488/11, 489/11, 490/11, 491/11, 492/11, 493/11, 494/11, 495/11, 496/11, 497/11, 498/11, 499/11, 500/11, 501/11, 502/11, 503/11, 504/11, 505/11, 506/11, 507/11, 508/11, 509/11, 510/11, 511/11, 512/11, 513/11, 514/11, 515/11, 516/11, 517/11, 518/11, 519/11, 520/11, 521/11, 522/11, 523/11, 524/11, 525/11, 526/11, 527/11, 528/11, 529/11, 530/11, 531/11, 532/11, 533/11, 534/11, 535/11, 536/11, 537/11, 538/11, 539/11, 540/11, 541/11, 542/11, 543/11, 544/11, 545/11, 546/11, 547/11, 548/11, 549/11, 550/11, 551/11, 552/11, 553/11, 554/11, 555/11, 556/11, 557/11, 558/11, 559/11, 560/11, 561/11, 562/11, 563/11, 564/11, 565/11, 566/11, 567/11, 568/11, 569/11, 570/11, 571/11, 572/11, 573/11, 574/11, 575/11, 576/11, 577/11, 578/11, 579/11, 580/11, 581/11, 582/11, 583/11, 584/11, 585/11, 586/11, 587/11, 588/11, 589/11, 590/11, 591/11, 592/11, 593/11, 594/11, 595/11, 596/11, 597/11, 598/11, 599/11, 600/11, 601/11, 602/11, 603/11, 604/11, 605/11, 606/11, 607/11, 608/11, 609/11, 610/11, 611/11, 612/11, 613/11, 614/11, 615/11, 616/11, 617/11, 618/11, 619/11, 620/11, 621/11, 622/11, 623/11, 624/11, 625/11, 626/11, 627/11, 628/11, 629/11, 630/11, 631/11, 632/11, 633/11, 634/11, 635/11, 636/11, 637/11, 638/11, 639/11, 640/11, 641/11, 642/11, 643/11, 644/11, 645/11, 646/11, 647/11, 648/11, 649/11, 650/11, 651/11, 652/11, 653/11, 654/11, 655/11, 656/11, 657/11, 658/11, 659/11, 660/11, 661/11, 662/11, 663/11, 664/11, 665/11, 666/11, 667/11, 668/11, 669/11, 670/11, 671/11, 672/11, 673/11, 674/11, 675/11, 676/11, 677/11, 678/11, 679/11, 680/11, 681/11, 682/11, 683/11, 684/11, 685/11, 686/11, 687/11, 688/11, 689/11, 690/11, 691/11, 692/11, 693/11, 694/11, 695/11, 696/11, 697/11, 698/11, 699/11, 700/11, 701/11, 702/11, 703/11, 704/11, 705/11, 706/11, 707/11, 708/11, 709/11, 710/11, 711/11, 712/11, 713/11, 714/11, 715/11, 716/11, 717/11, 718/11, 719/11, 720/11, 721/11, 722/11, 723/11, 724/11, 725/11, 726/11, 727/11, 728/11, 729/11, 730/11, 731/11, 732/11, 733/11, 734/11, 735/11, 736/11, 737/11, 738/11, 739/11, 740/11, 741/11, 742/11, 743/11, 744/11, 745/11, 746/11, 747/11, 748/11, 749/11, 750/11, 751/11, 752/11, 753/11, 754/11, 755/11, 756/11, 757/11, 758/11, 759/11, 760/11, 761/11, 762/11, 763/11, 764/11, 765/11, 766/11, 767/11, 768/11, 769/11, 770/11, 771/11, 772/11, 773/11, 774/11, 775/11, 776/11, 777/11, 778/11, 779/11, 780/11, 781/11, 782/11, 783/11, 784/11, 785/11, 786/11, 787/11, 788/11, 789/11, 790/11, 791/11, 792/11, 793/11, 794/11, 795/11, 796/11, 797/11, 798/11, 799/11, 800/11, 801/11, 802/11, 803/11, 804/11, 805/11, 806/11, 807/11, 808/11, 809/11, 810/11, 811/11, 812/11, 813/11, 814/11, 815/11, 816/11, 817/11, 818/11, 819/11, 820/11, 821/11, 822/11, 823/11, 824/11, 825/11, 826/11, 827/11, 828/11, 829/11, 830/11, 831/11, 832/11, 833/11, 834/11, 835/11, 836/11, 837/11, 838/11, 839/11, 840/11, 841/11, 842/11, 843/11, 844/11, 845/11, 846/11, 847/11, 848/11, 849/11, 850/11, 851/11, 852/11, 853/11, 854/11, 855/11, 856/11, 857/11, 858/11, 859/11, 860/11, 861/11, 862/11, 863/11, 864/11, 865/11, 866/11, 867/11, 868/11, 869/11, 870/11, 871/11, 872/11, 873/11, 874/11, 875/11, 876/11, 877/11, 878/11, 879/11, 880/11, 881/11, 882/11, 883/11, 884/11, 885/11, 886/11, 887/11, 888/11, 889/11, 890/11, 891/11, 892/11, 893/11, 894/11, 895/11, 896/11, 897/11, 898/11, 899/11, 900/11, 901/11, 902/11, 903/11, 904/11, 905/11, 906/11, 907/11, 908/11, 909/11, 910/11, 911/11, 912/11, 913/11, 914/11, 915/11, 916/11, 917/11, 918/11, 919/11, 920/11, 921/11, 922/11, 923/11, 924/11, 925/11, 926/11, 927/11, 928/11, 929/11, 930/11, 931/11, 932/11, 933/11, 934/11, 935/11, 936/11, 937/11, 938/11, 939/11, 940/11, 941/11, 942/11, 943/11, 944/11, 945/11, 946/11, 947/11, 948/11, 949/11, 950/11, 951/11, 952/11, 953/11, 954/11, 955/11, 956/11, 957/11, 958/11, 959/11, 960/11, 961/11, 962/11, 963/11, 964/11, 965/11, 966/11, 967/11, 968/11, 969/11, 970/11, 971/11, 972/11, 973/11, 974/11, 975/11, 976/11, 977/11, 978/11, 979/11, 980/11, 981/11, 982/11, 983/11, 984/11, 985/11, 986/11, 987/11, 988/11, 989/11, 990/11, 991/11, 992/11, 993/11, 994/11, 995/11, 996/11, 997/11, 998/11, 999/11, 1000/11