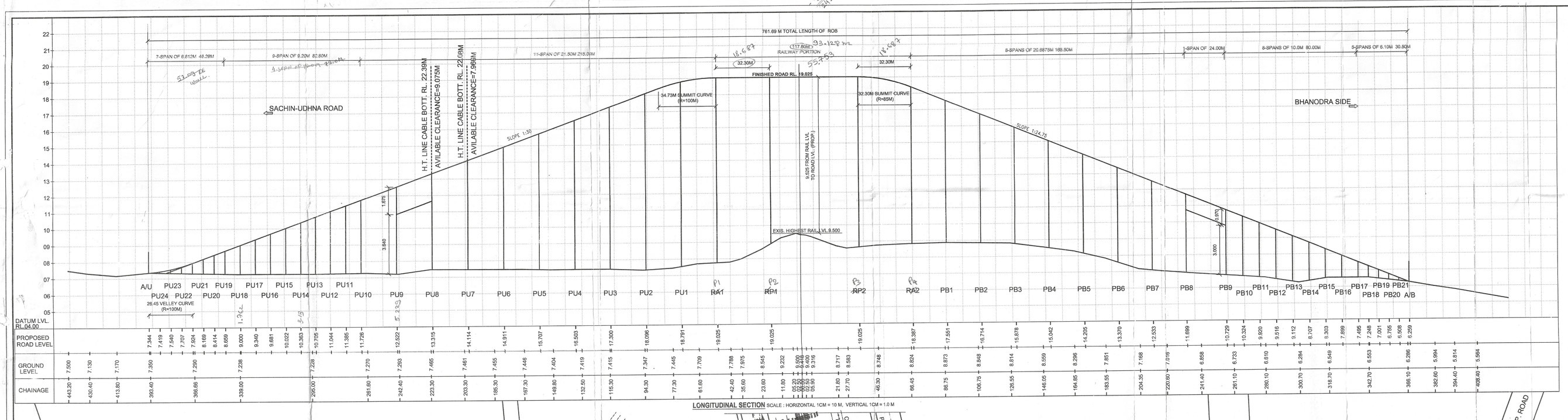

LONGITUDINAL SECTION SCALE : HORIZONTAL 1CM = 10 M, VERTICAL 1CM = 1.0 M

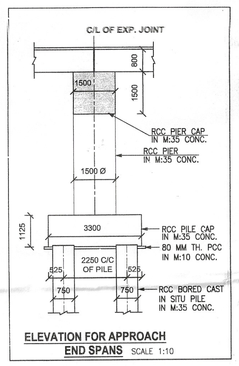

ELEVATION FOR APPROACH END SPANS SCALE 1:10

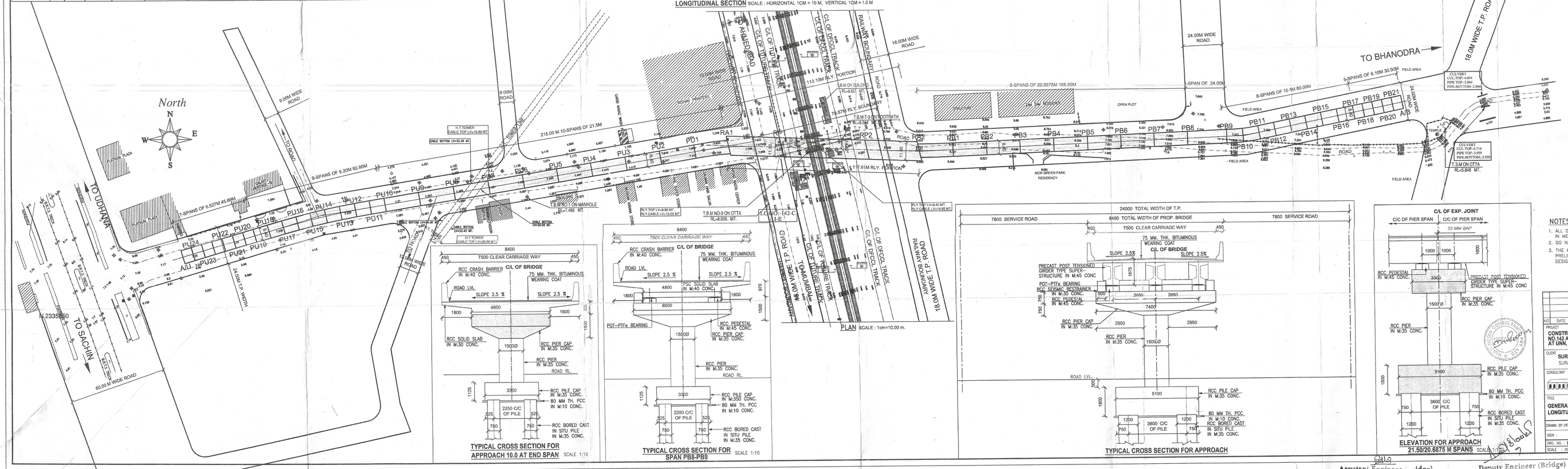

NOTES :

1. ALL DIMENSIONS ARE IN MILLIMETRE AND LEVELS ARE IN METER, UNLESS OTHERWISE SPECIFIED.
2. DO NOT SCALE THIS DRAWING.
3. THE ARRANGEMENT SHOWN IN THIS DRAWING IS PRELIMINARY AND MAY BE REVISED AS PER DETAILED DESIGN.

NO.	DATE	DESCRIPTION

PROJECT : CONSTRUCTION OF RAILWAY OVER BRIDGE IN LIEU OF L.C. NO.142 AT RLY. KM. 255/27-29 ON VIRAR-SURAT SECTION AT UNN, AT SURAT

CLIENT : SURAT MUNICIPAL CORPORATION, SURAT

CONSULTANT : multi media consultants pvt. ltd.
" Multi House ", Lane Next to C.N. Vidhyalaya, Bh. Reliance Petrol Pump, Ambawadi, AHDMVAD - 380 006.

TITLE : GENERAL ARRANGEMENT DRAWING SHOWING PLAN, LONGITUDINAL SECTION AND CROSS SECTIONS

DRAWN BY :HITENDRA N. VANKANI | DESIGNED BY : A. N. PARIKH | CHECKED BY : A. N. PARIKH

SIGN : | SIGN : | SIGN :

DRG. NO. : ROB-LC 142-02 | SHEET 1 OF 1 | REVISION : R0

SCALE : AS SHOWN | DATE : MAY 2017

Assistant Engineer (Bridge)
Surat Municipal Corporation

Deputy Engineer (Bridge)
Surat Municipal Corporation

Executive Engineer (Bridge)
Surat Municipal Corporation