KASRALI SP
DFCC CH:- KM 101/521.85

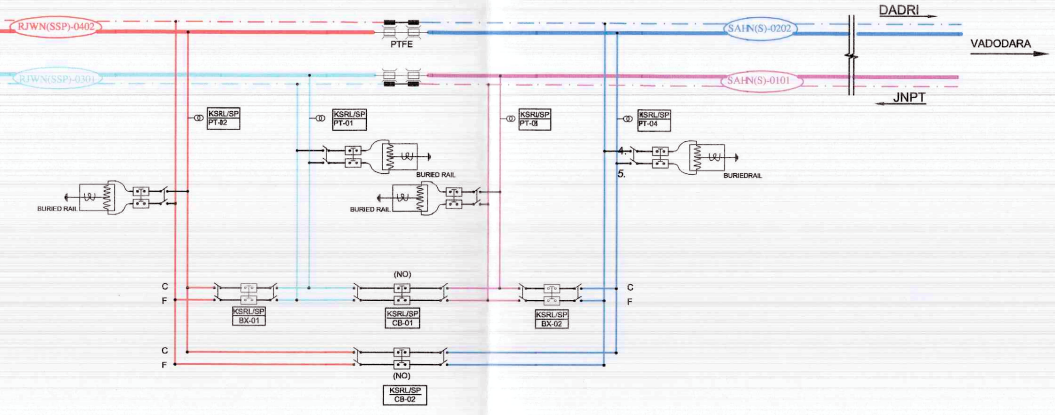
RJWN(SSP)-0402
RJWN(SSP)-0301
PTFE
SAHN(S)-0202
SAHN(S)-0101
DADRI
VADODARA
JNPT
KSRL/SP PT-02
KSRL/SP PT-01
KSRL/SP PT-03
KSRL/SP PT-04
BURIED RAIL
BURIED RAIL
BURIED RAIL
BURIEDRAIL
4.
5.
C
F
C
F
C
F
(NO)
(NO)
KSRL/SP BX-01
KSRL/SP CB-01
KSRL/SP BX-02
KSRL/SP CB-02

LEGEND

S.No.	DESCRIPTION	SYMBOL
1.	DOUBLE POLE INTERRUPTOR	
2.	SINGLE POLE INTERRUPTOR	
3.	TRIPLE POLE CIRCUIT BREAKER	
	INSULATED OVERLAP	
	SECTION INSULATOR	
6.	CUT-IN INSULATOR	
7.	NEUTRAL SECTION	
8.	TRIPLE POLE ISOLATOR	
9.	TRIPLE POLE ISOLATOR WITH EARTH SWITCH	
10.	DOUBLE POLE CIRCUIT BREAKER	
11.	DOUBLE POLE ISOLATOR (MANUAL)	
12 C F	SINGLE POLE ISOLATOR	
13.	8/14.3 MVA AUTO-TRANSFORMER	
14.	SCOTT CONNECTED TRACTION TRANSFORMER	
15.	POTENTIAL TRANSFORMER	

LEGENDS	
MAIN LINE HEAVIER OHE (2x25 kV)(COLOR MAY VARY AS PER SECTIONING)	——
CONVENTIONAL LIGHTER OHE (1X25 kV) (COLOR MAY VARY AS PER SECTIONING)	——
WIRED IR TRACK	——
FUTURE TRACKS	- - - -
UNWIRED TRACK	- - - -
FUTURE DFCC REQUIREMENT FOR INTERRUPTER CONNECTIONS	- - - -
FUTURE DFCC REQUIREMENT FOR SECTION ISOLATORS	

ABBREVIATIONS	
25kV/240V AUXILIARY TRANSFORMER	AT
AUTO-TRANSFORMER	AX
DOUBLE / SINGLE POLE INTERRUPTER FOR MAIN LINE	BM
DOUBLE POLE BUS COUPLER INTERRUPTER	BX
SINGLE POLE INTERRUPTER FOR LOOP/SIDING LINE	BS
ENERGY METER CURRENT TRANSFORMER/ CURRENT TRANSFORMER/CURRENT TRANSFORMER ASSOCIATED WITH PFC EQUIPMENT	CT
SCOTT CONNECTED TRANSFORMER	TR
DOUBLE/TRIPLE POLE CIRCUIT BREAKER	CB
DOUBLE/TRIPLE POLE FEEDER ISOLATOR (MOTORISED)	MF
DOUBLE/TRIPLE POLE COUPLING ISOLATOR	MC
LIGHTNING ARRESTOR	LA
POTENTIAL TRANSFORMER	PT
SINGLE POLE ISOLATOR ASSOCIATED WITH NTERRUPTER/CIRCUIT BREAKER	SF
SINGLE POLE ISOLATOR FOR LOOP/YARD LINES	SS
SINGLE POLE ISOLATOR FOR MAIN LINES	SM
GAS INSULATED SUB-STATION	GIS
DOUBLE POLE INTERRUPTER FOR PFC INSIDE INSULATED BAYS AT KHARBAO GIS	INT
POWER FACTOR CORRECTION EQUIPMENT	PFC
DOUBLE POLE ISOLATOR ASSOCIATED WITH PFC	ISO
SMOOTHENING REACTOR FOR PFC	SR
CAPACITOR BANK UNIT FOR PFC	CU
TRANSFORMER ASSOCIATED WITH STATCOM	PFC/TR

This drawing is the property of SOJITZ-L&T CONSORTIUM and must not be passed on to any person or body not authorised by SOJITZ-L&T in writting to receive it nor be copied or otherwise made use either in full or in part by such person or body without our prior permission in writing.

NOTE:

1. The sectioning has been done in line with the GENERAL POWER SUPPLY DIAGRAM CTP-11 section submitted through Drawing No. 5/TP/TD/0322 Rev.- F.
2. The DFCC Chainage shown above every SCP location is the center line chainage of the Handed-Over plot area
3. The IOL/Neutral Section in front of TSS/SP/SSP shall be so adjusted to enable direct connection without the need for running an along-track feeder to the extent possible.
4. The positions of Neutral Section and Overlap are tentative, which may change at later stage.
5. 'NO' stands for Normally Open Condition.
6. The DFCC chainages of Stations have been referred from approved Yard Layout of Station and continuous chainages have updated as per Engineer's letter no. L/OCGC/DFCC/CMT/Common/2210/60238 dated 18.10.2022.
7. As per CA Vol III, clause no. 9.1.2 Diesel Stabling siding , machine siding and Tower wagon siding shall not be wired.
8. IMD Sidings of Kharbao and JNPT Junction station have not been wired.
9. * Interrupter along with associated equipment shall be installed in future. Whereas , complete busbar arrangement is provided at present for continuity of Power Supply.
10. Sectioning Diagram including the numbering of Elementary Sections is subject to change afler the installation of future Interrupters.
11. Abbreviations of the Stations Supply Control Posts have been considered tentatively and will be finalized by the Engineer/ Employer.

NOMENCLATURE FOR SWITCHING CONTROL POST (SCP)	
TRACTION SUBSTATION	TSS
SECTIONING AND PARALLELING POST	SP
SUB SECTIONING AND PARALLELING POST WITH AUTOTRANSFORMER	SSP TYPE "A"
SUB SECTIONING AND PARALLELING POST WITHOUT AUTOTRANSFORMER	SSP TYPE "B1"
SUB SECTIONING POST WITHOUT AUTOTRANSFORMER AND PARALLELING	SSP TYPE "B2"

APPROVED CODES FOR SUPPLY CONTROL POSTS VIDE PMC LETTER NO. 2211/60562	
KARANJADE	KNJD
THAKURALI	THKN
RAJVALI	RJWN
KASRALI	KSRL

ASSUMED CODES FOR SUPPLY CONTROL POSTS	
NEW JNPT	JNPN
NILJE	NIIN
KHARBAO	KHBN

PMC 2R		DFCCIL	
DESIGNATION	SIGNATURE	DESIGNATION	SIGNATURE
PM/PMC		CPM/DFCCIL	
CEE/ELECT.		ACPM/ELECT.	
DESIGN EXP		APM/ELECT.	

ISSUED BY :-
ENGINEERING DESIGN & RESEARCH CENTRE-ELECTRICAL,LARSEN & TOUBRO LIMITED

DEEPAK GUPTA
HEAD OF DEPARTMENT, ELECTRICAL DESIGN

REV.NO.	DATE	DESCRIPTION	SIGNATURE
B	03/12/2022	REVISED BASED ON COMMENTS RECEIVED VIDE LETTER NO. L/OCGC/DFCC/CMT/EMP-16/2208/59094 DATED 30.08.2022	
A	25/07/2022	INITIAL SUBMISSION	

PROJECT: DEDICATED FREIGHT CORRIDOR PROJECT (WESTERN CORRIDOR, PACKAGE EMP16 – JNPT TO MAKARPURA)

ORGANIZATION

EMPLOYER: DEDICATED FREIGHT CORRIDOR CORPORATION OF INDIA LIMITED

ENGINEER: PMC-2R OCG CONSORTIUM — OCG CONSORTIUM

CONTRACTOR: sojitz L&T — SOJITZ–L&T CONSORTIUM

CONSULTANT: Ardanuy — ARDANUY INGENIERIA S.A.

TITLE : SECTIONING DIAGRAM FOR CTP–11 SECTION

JOB No :

SLT	NAME	SIGN	HEAD OF DEPARTMENT ELECTRICAL DESIGN	NAME	SIGN
DRWN	KHUSHAB ALI	Khushab	APPD	DEEPAK GUPTA	
DSWN	KHUSHAB ALI	Khushab			
CHKD	GOKULA KRISHNAN				

SIZE ISO AS MULTIPLE
PROJECTION FIRST ANGLE
SCALE NTS

RELEASED FOR
☐ PRELIMINARY
☐ INFORMATION
☑ REVIEW
☐ CONSTRUCTION
☐ AS BUILT

DRG. NO : 5 OH TD 1 1 3 5
REVISION B
SHEET NO. 1 OF 1
DATE : 03/12/2022

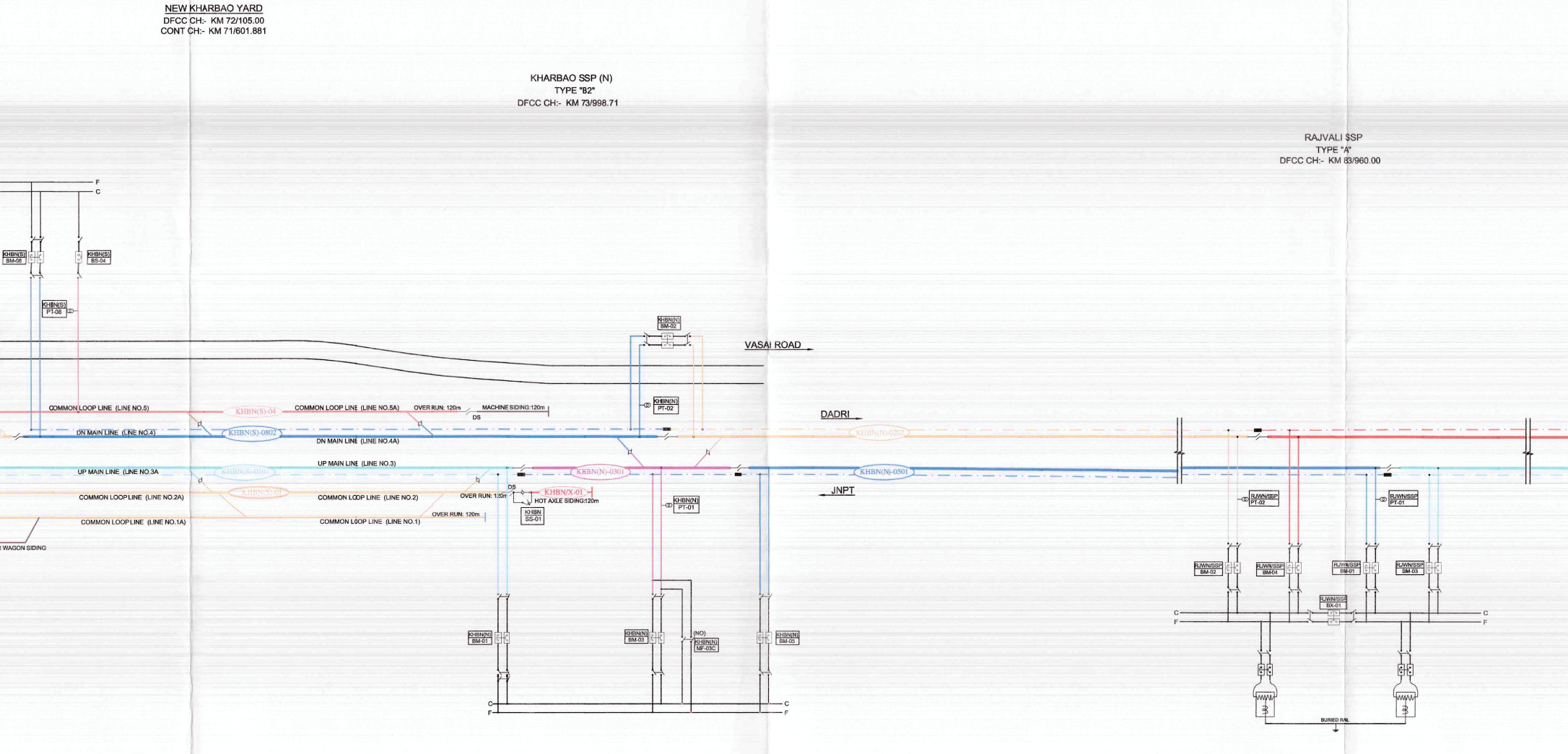
NEW KHARBAO YARD
DFCC CH:- KM 72/105.00
CONT CH:- KM 71/601.881
KHARBAO SSP (N)
TYPE "B2"
DFCC CH:- KM 73/998.71
RAJVALI SSP
TYPE "A"
DFCC CH:- KM 83/960.00
F
C
KHBN(S) BM-08
KHBN(S) BS-04
KHBN(S) PT-08
COMMON LOOP LINE (LINE NO.5)
KHBN(S)-04
COMMON LOOP LINE (LINE NO.5A)
OVER RUN: 120m
MACHINE SIDING:120m
DS
DN MAIN LINE (LINE NO.4)
KHBN(S)-0802
DN MAIN LINE (LINE NO.4A)
UP MAIN LINE (LINE NO.3)
UP MAIN LINE (LINE NO.3A
KHBN(S)-0501
KHBN(S)-01
COMMON LOOP LINE (LINE NO.2A)
COMMON LOOP LINE (LINE NO.2)
OVER RUN: 120m
COMMON LOOP LINE (LINE NO.1A)
COMMON LOOP LINE (LINE NO.1)
OVER RUN: 120m
WAGON SIDING
KHBN(N) BM-02
KHBN(N) PT-02
VASAI ROAD
DADRI
KHBN(N)-0202
KHBN(N)-0301
KHBN(N)-0501
JNPT
DS
KHBN/X-01
HOT AXLE SIDING:120m
KHBN SS-01
KHBN(N) PT-01
KHBN(N) BM-01
KHBN(N) BM-03
(NO)
KHBN(N) MF-03C
KHBN(N) BM-05
C
F
RJWN/SSP PT-02
RJWN/SSP PT-01
RJWN/SSP BM-02
RJWN/SSP BM-04
RJWN/SSP BM-01
RJWN/SSP BM-03
RJWN/SSP BX-01
BURIED RAIL

THE YARD DETAILS OF NEW KHARBAO JUNCTION STATION HAS BEEN CONSIDERED FROM YARD LAYOUT "STATION YARD LAYOUT FOR NEW KHARBAO JUNCTION STATION" DRG No. 11/YL/KRB/0001 REV-2.

KHARBAO TSS
DFCC CH:- KM 67/433.00

KHARBAO SSP (S)
TYPE "B2"
DFCC CH:- KM 71/037.33

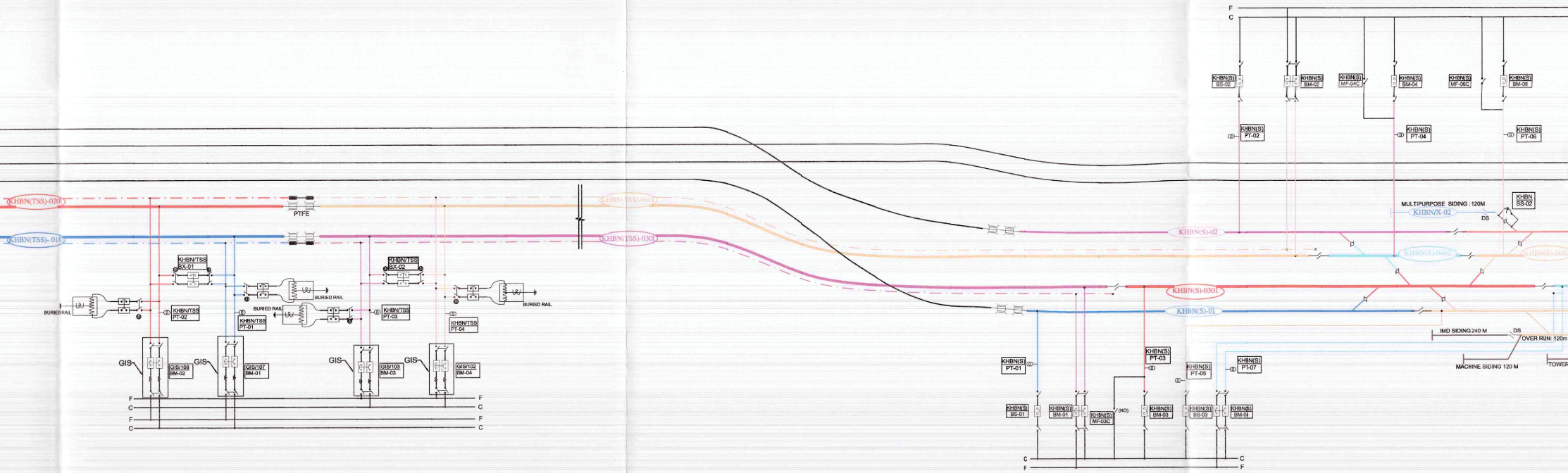
KHBN(TSS)-0201
KHBN(TSS)- 0101
PTFE
KHBN/TSS BX-01
KHBN/TSS BX-02
BURIED RAIL
BURIED RAIL
BURIED RAIL
BURIED RAIL
KHBN/TSS PT-02
KHBN/TSS PT-01
KHBN/TSS PT-03
KHBN/TSS PT-04
GIS
GIS
GIS
GIS
GIS/108 BM-02
GIS/107 BM-01
GIS/103 BM-03
GIS/102 BM-04
F
C
F
C
KHBN(TSS)-0401
KHBN(TSS)-0301
F
C
KHBN(S) BS-02
KHBN(S) BM-02
KHBN(S) MF-04C
KHBN(S) BM-04
KHBN(S) MF-06C
KHBN(S) BM-06
KHBN(S) PT-02
KHBN(S) PT-04
KHBN(S) PT-06
MULTIPURPOSE SIDING : 120M
KHBN/X-02
DS
KHBN SS-02
KHBN(S)-02
KHBN(S)-0402
KHBN(S)-060
KHBN(S)-0301
KHBN(S)-01
IMD SIDING 240 M
DS
OVER RUN: 120m
MACHINE SIDING 120 M
TOWER
KHBN(S) PT-01
KHBN(S) PT-03
KHBN(S) PT-05
KHBN(S) PT-07
KHBN(S) BS-01
KHBN(S) BM-01
KHBN(S) MF-03C
(NO)
KHBN(S) BM-03
KHBN(S) BS-03
KHBN(S) BM-05
C
F

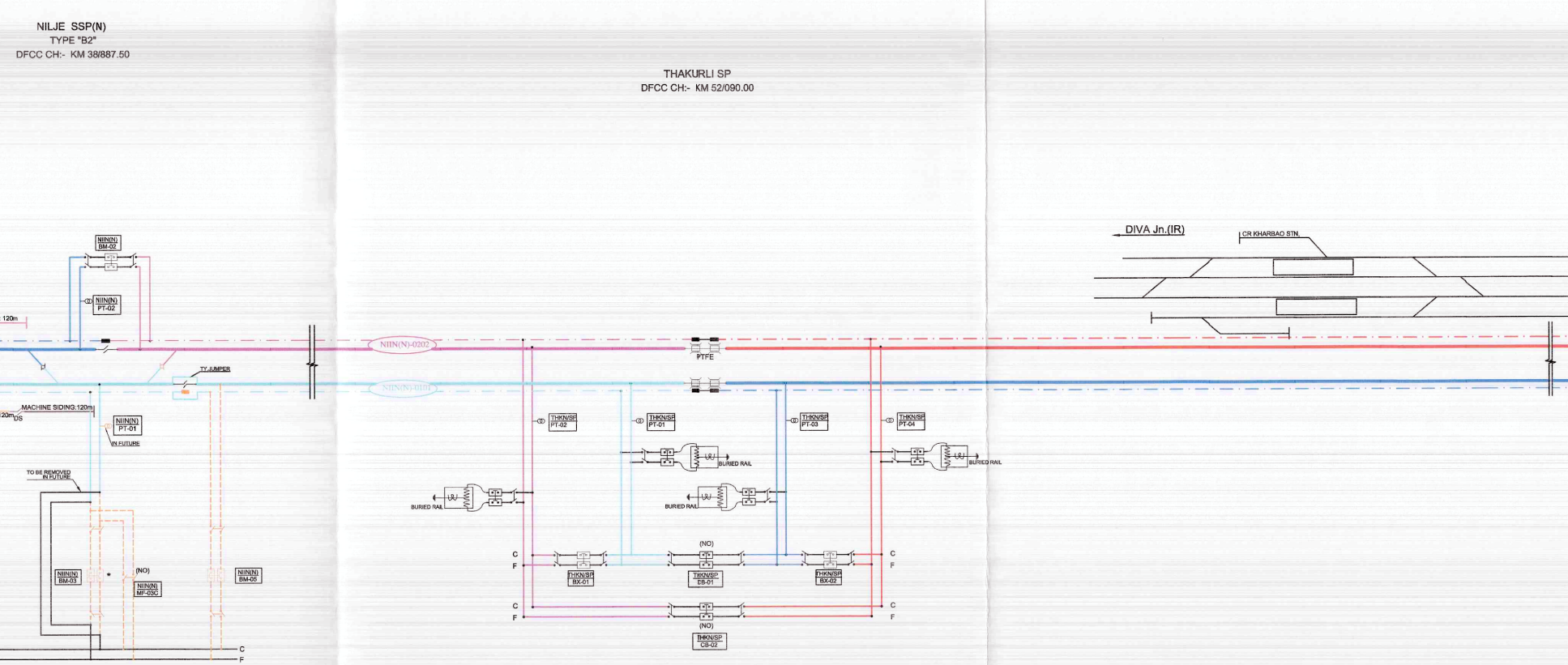
NILJE SSP(N)
TYPE "B2"
DFCC CH:- KM 38/887.50
THAKURLI SP
DFCC CH:- KM 52/090.00
DIVA Jn.(IR)
CR KHARBAO STN.
NIIN(N) BM-02
NIIN(N) PT-02
120m
TY.JUMPER
MACHINE SIDING:120m
20m DS
NIIN(N) PT-01
IN FUTURE
TO BE REMOVED IN FUTURE
NIIN(N) BM-03
*
(NO)
NIIN(N) MF-03C
NIIN(N) BM-05
C
F
NIIN(N)-0202
NIIN(N)-0101
PTFE
THKN/SP PT-02
THKN/SP PT-01
THKN/SP PT-03
THKN/SP PT-04
BURIED RAIL
BURIED RAIL
BURIED RAIL
BURIED RAIL
(NO)
C
F
THKN/SP BX-01
THKN/SP CB-01
THKN/SP BX-02
C
F
C
F
C
F
(NO)
THKN/SP CB-02

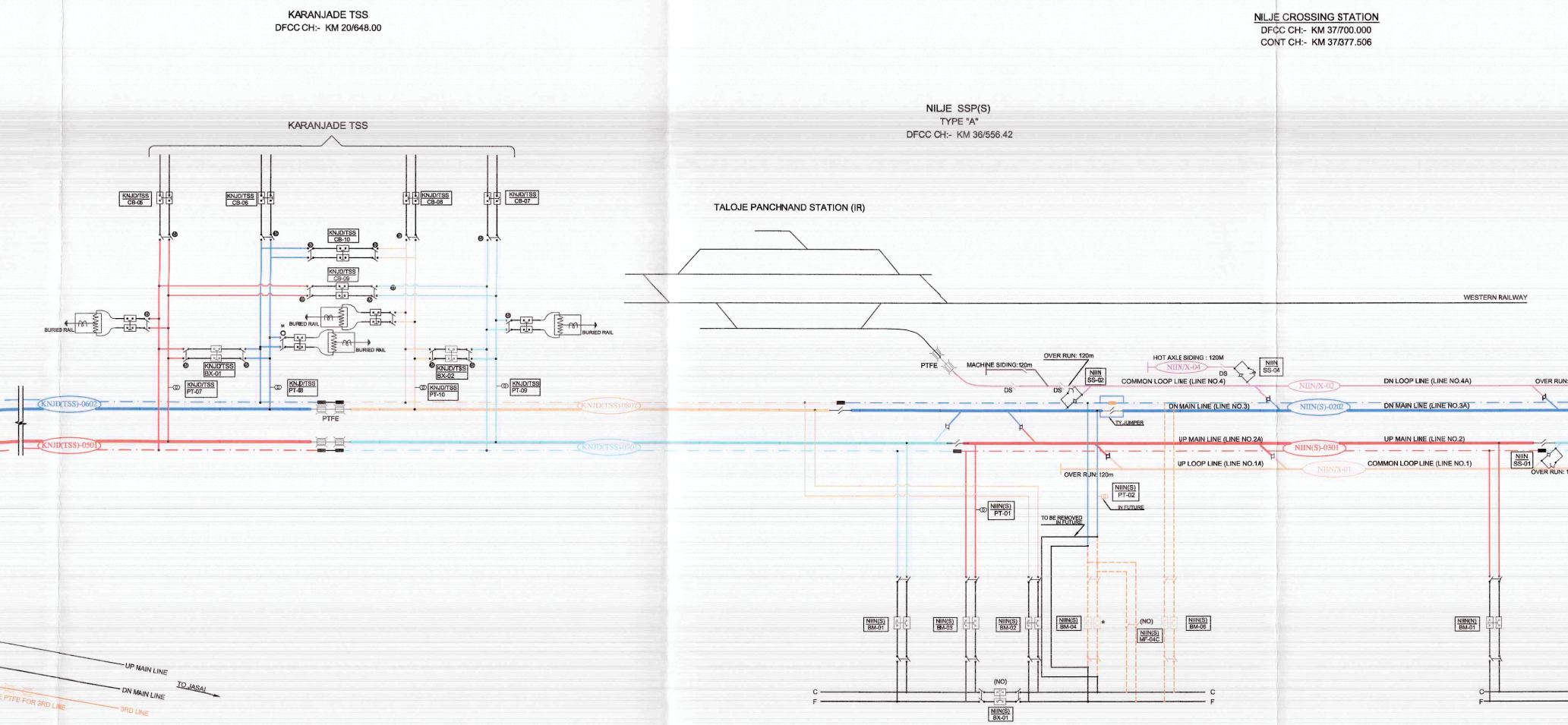
KARANJADE TSS
DFCC CH:- KM 20/648.00
KARANJADE TSS
NILJE SSP(S)
TYPE "A"
DFCC CH:- KM 36/556.42
NILJE CROSSING STATION
DFCC CH:- KM 37/700.000
CONT CH:- KM 37/377.506
TALOJE PANCHNAND STATION (IR)
WESTERN RAILWAY
KNJD/TSS CB-05
KNJD/TSS CB-06
KNJD/TSS CB-08
KNJD/TSS CB-07
KNJD/TSS CB-10
KNJD/TSS CB-09
BURIED RAIL
BURIED RAIL
BURIED RAIL
BURIED RAIL
M
KNJD/TSS BX-01
KNJD/TSS BX-02
KNJD/TSS PT-07
KNJD/TSS PT-08
KNJD/TSS PT-10
KNJD/TSS PT-09
KNJD(TSS)-0602
KNJD(TSS)-0501
KNJD(TSS)-0802
KNJD(TSS)-0701
PTFE
PTFE
MACHINE SIDING:120m
OVER RUN: 120m
DS
DS
NIIN SS-02
HOT AXLE SIDING : 120M
NIIN/X-04
DS
NIIN SS-04
COMMON LOOP LINE (LINE NO.4)
NIIN/X-02
DN LOOP LINE (LINE NO.4A)
OVER RUN
DN MAIN LINE (LINE NO.3)
NIIN(S)-0202
DN MAIN LINE (LINE NO.3A)
TY JUMPER
UP MAIN LINE (LINE NO.2A)
NIIN(S)-0301
UP MAIN LINE (LINE NO.2)
UP LOOP LINE (LINE NO.1A)
NIIN/X-01
COMMON LOOP LINE (LINE NO.1)
NIIN SS-01
OVER RUN:
OVER RUN: 120m
NIIN(S) PT-02
IN FUTURE
NIIN(S) PT-01
TO BE REMOVED IN FUTURE
NIIN(S) BM-01
NIIN(S) BM-03
NIIN(S) BM-02
NIIN(S) BM-04
*
(NO)
NIIN(S) MF-04C
NIIN(S) BM-06
(NO)
NIIN(S) BX-01
NIIN(N) BM-01
C
F
C
F
C
F
UP MAIN LINE
DN MAIN LINE
TO JASAI
3RD LINE
PTFE FOR 3RD LINE

THE YARD DETAILS OF NEW NILJE CROSSING STATION HAS BEEN CONSIDERED FROM GFC OF YARD LAYOUT "STATION YARD LAYOUT FOR NEW NILJE CROSSING STATION" DRG No. 11/YL/NLJ/0001 REV-5.

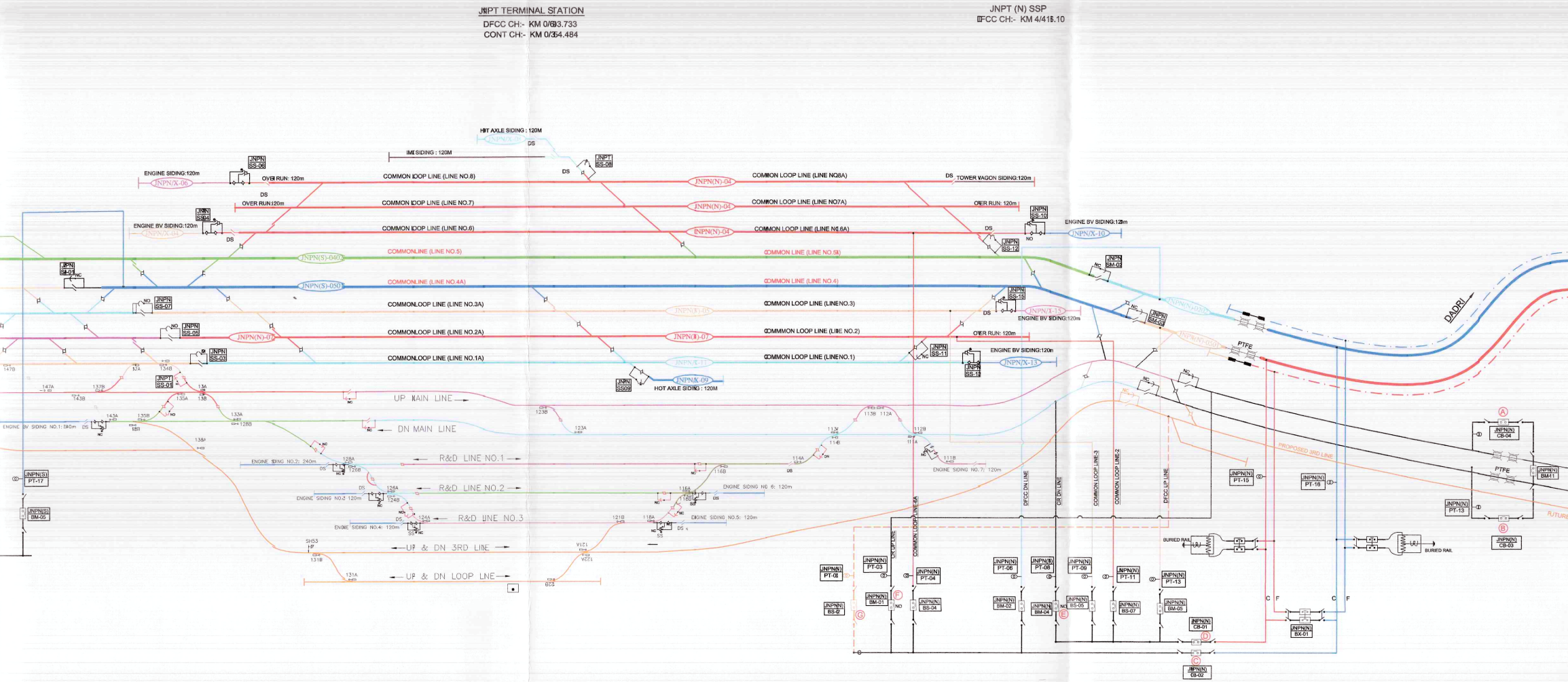
JNPT TERMINAL STATION
DFCC CH:- KM 0/693.733
CONT CH:- KM 0/354.484
JNPT (N) SSP
DFCC CH:- KM 4/416.10
HOT AXLE SIDING : 120M
IMI SIDING : 120M
ENGINE SIDING:120m
JNPN/X-06
JNPN SS-06
OVER RUN: 120m
DS
OVER RUN:120m
ENGINE BV SIDING:120m
JNPN SS-04
JNPT SS-08
COMMON LOOP LINE (LINE NO.8)
COMMON LOOP LINE (LINE NO.7)
COMMON LOOP LINE (LINE NO.6)
COMMON LINE (LINE NO.5)
COMMON LINE (LINE NO.4A)
COMMON LOOP LINE (LINE NO.3A)
COMMON LOOP LINE (LINE NO.2A)
COMMON LOOP LINE (LINE NO.1A)
COMMON LOOP LINE (LINE NO.8A)
COMMON LOOP LINE (LINE NO.7A)
COMMON LOOP LINE (LINE NO.6A)
COMMON LINE (LINE NO.5)
COMMON LINE (LINE NO.4)
COMMON LOOP LINE (LINE NO.3)
COMMMON LOOP LINE (LINE NO.2)
COMMON LOOP LINE (LINE NO.1)
JNPN(N)-04
JNPN(S)-0402
JNPN(S)-0501
JNPN(N)-07
JNPN(N)-05
JNPN/X-11
JNPN/X-09
JNPN SS09
HOT AXLE SIDING : 120M
DS TOWER WAGON SIDING:120m
OVER RUN: 120m
JNPN SS-10
ENGINE BV SIDING:120m
JNPN/X-10
JNPN SS-12
JNPN SM-02
JNPN SS-15
JNPN/X-15
ENGINE BV SIDING:120m
JNPN SM-03
OVER RUN: 120m
JNPN SS-11
ENGINE BV SIDING:120m
JNPN SS-13
JNPN/X-13
DADRI
PTFE
JNPN SM-01
JNPN SS-07
JNPN SS-05
JNPN SS-03
JNPT SS-01
UP MAIN LINE
DN MAIN LINE
R&D LINE NO.1
R&D LINE NO.2
R&D LINE NO.3
UP & DN 3RD LINE
UP & DN LOOP LINE
ENGINE SIDING NO.1: 240m
ENGINE SIDING NO.2: 240m
ENGINE SIDING NO.3: 120m
ENGINE SIDING NO.4: 120m
ENGINE SIDING NO.5: 120m
ENGINE SIDING NO. 6: 120m
ENGINE SIDING NO. 7: 120m
PROPOSED 3RD LINE
FUTURE
DFCC DN LINE
CR DN LINE
COMMON LOOP LINE-3
COMMON LOOP LINE-2
DFCC UP LINE
CR UP LINE
COMMON LOOP LINE-6A
BURIED RAIL
JNPN(S) PT-17
JNPN(S) BM-05
JNPN(N) PT-02
JNPN(N) BS-02
JNPN(N) PT-03
JNPN(N) BM-01
JNPN(N) PT-04
JNPN(N) BS-04
JNPN(N) PT-06
JNPN(N) BM-02
JNPN(N) PT-08
JNPN(N) BM-04
JNPN(N) PT-09
JNPN(N) BS-05
JNPN(N) PT-11
JNPN(N) BS-07
JNPN(N) PT-13
JNPN(N) BM-05
JNPN(N) CB-01
JNPN(N) CB-02
JNPN(N) BX-01
JNPN(N) PT-15
JNPN(N) PT-16
JNPN(N) PT-13
JNPN(N) CB-04
JNPN(N) CB-03
JNPN(N) BM-11
A
B
C
D
E
F
G
NO
NC
DS
SS

THE YARD DETAILS OF NEW JNPT JUNCTION STATION HAS BEEN CONSIDERED FROM YARD LAYOUT "STATION YARD LAYOUT FOR NEW JNPT JUNCTION STATION" DRG No 11/YL/JNT/0001 REV-7 DATED 08.09.2020.
FOR DETAILS OF A,B,C,D,E AND F IN JNPT (N) SP, REFER MOM NO. MUM(S)/EL/CR/123-IV DATED 11.12.2018 ISSUED BY DFCC MUMBAI.

NOTE:
1. CR SP (JNPT) AND DFCC SP (JNPT - NORTH) SHOULD BE INTERLOCK, SUCH THAT SINGLE POWER SUPPLY FROM EITHER SOURCE SHOULD BE FED TO JNPT YARD AT A TIME.
2. ELECTRIFICATION OF JNPT NEW HOLDING YARD (CR PORTION) TILL TAKEOFF POINT-IV TERMINAL CH: 93/648.00 IS BEING DONE UNDER VARIATION. FURTHER ELECTRIFICATION OF JNPT TERMINAL I, JNPT TERMINAL II, GTI TERMINAL III, NSICT SIDING, THRD LINE AND IVTH TERMINAL IS NOT IN SCOPE OF EMP-16 CONTRACTOR.

JNPT SSP(S)
TYPE "B1"
DFCC CH:- KM 0/-1240.50

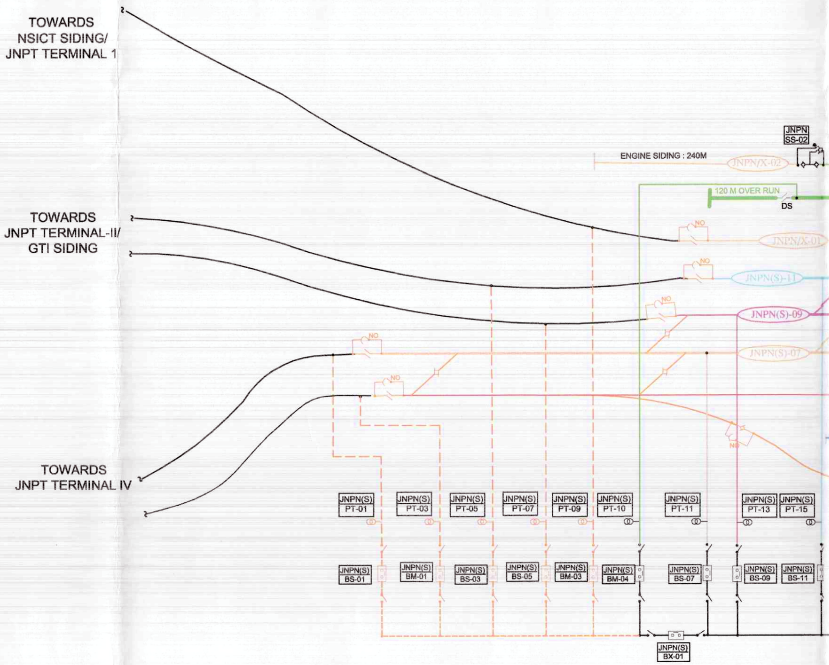
TOWARDS
NSICT SIDING/
JNPT TERMINAL 1
TOWARDS
JNPT TERMINAL-II/
GTI SIDING
TOWARDS
JNPT TERMINAL IV
JNPN
SS-02
ENGINE SIDING : 240M
JNPN/X-02
120 M OVER RUN
DS
NO
JNPN/X-01
NO
JNPN(S)-11
NO
JNPN(S)-09
NO
JNPN(S)-07
NO
NO
JNPN(S)
PT-01
JNPN(S)
PT-03
JNPN(S)
PT-05
JNPN(S)
PT-07
JNPN(S)
PT-09
JNPN(S)
PT-10
JNPN(S)
PT-11
JNPN(S)
PT-13
JNPN(S)
PT-15
JNPN(S)
BS-01
JNPN(S)
BM-01
JNPN(S)
BS-03
JNPN(S)
BS-05
JNPN(S)
BM-03
JNPN(S)
BM-04
JNPN(S)
BS-07
JNPN(S)
BS-09
JNPN(S)
BS-11
JNPN(S)
BX-01

Signature Not Verified
Digitally signed by HARI GOPAL TIWARI
Date: 2024.10.17
16:31:27 IST
Reason: IRPS-CRIS
Location: New Delhi